

Pinellas Property Market Report

179 matching properties • May 30, 2026

| Filters applied | Headline numbers |
|---|--|
| Property type: Vacant Industrial Land w/XFSB | Properties matched: 179 |
| | Median market value: \$233,547 |
| | Mean market value: \$377,762 |
| | Min / Max: \$14,413 / \$2,688,897 |
| | Mean square footage: — |

Top 179 properties by market value

| Address | City | Type | Market Value | Sq Ft | Year | Annual Tax |
|-----------------|----------------|--------------------------|--------------|-------|------|------------|
| 126TH AVE N | Pinellas Park | Vacant Industrial Land w | \$2,688,897 | | | \$57,234 |
| 877 ANCLOTE RD | Tarpon Springs | Vacant Industrial Land w | \$2,448,573 | | | \$45,671 |
| 1 118TH AVE N | St. Petersburg | Vacant Industrial Land w | \$2,099,166 | | | \$45,566 |
| 28TH ST N | St. Petersburg | Vacant Industrial Land w | \$2,074,094 | | | \$42,378 |
| ANCLOTE RD | Tarpon Springs | Vacant Industrial Land w | \$1,829,480 | | | \$33,816 |
| 126TH AVE | Pinellas Park | Vacant Industrial Land w | \$1,676,930 | | | \$34,994 |
| 1295 28TH ST S | St. Petersburg | Vacant Industrial Land w | \$1,588,800 | | | \$20,705 |
| 126TH AVE N | Pinellas Park | Vacant Industrial Land w | \$1,363,627 | | | \$27,353 |
| ISLAND AVE | Tarpon Springs | Vacant Industrial Land w | \$1,328,175 | | | \$25,941 |
| AUTOMOBILE BLVD | Pinellas Park | Vacant Industrial Land w | \$1,173,188 | | | \$25,846 |
| HERCULES AVE | Clearwater | Vacant Industrial Land w | \$1,094,698 | | | \$16,663 |
| ROOSEVELT BLVD | Clearwater | Vacant Industrial Land w | \$1,069,416 | | | \$20,936 |
| RACETRACK RD N | Oldsmar | Vacant Industrial Land w | \$1,038,381 | | | \$20,028 |

| Address | City | Type | Market Value | Sq Ft | Year | Annual Tax |
|----------------------|----------------|--------------------------|--------------|-------|------|------------|
| 142ND AVE | Largo | Vacant Industrial Land w | \$1,026,375 | | | \$18,952 |
| 49TH ST N | Clearwater | Vacant Industrial Land w | \$1,013,854 | | | \$21,416 |
| 240 ANCLOTE RD | Tarpon Springs | Vacant Industrial Land w | \$904,218 | | | \$17,777 |
| 118TH AVE N | Pinellas Park | Vacant Industrial Land w | \$900,636 | | | \$31,509 |
| 11880 34TH ST N | Pinellas Park | Vacant Industrial Land w | \$898,764 | | | \$17,989 |
| 3RD AVE S | St. Petersburg | Vacant Industrial Land w | \$786,709 | | | \$16,489 |
| 1052 ISLAND AVE | Tarpon Springs | Vacant Industrial Land w | \$773,860 | | | \$15,060 |
| 52ND ST N | Pinellas Park | Vacant Industrial Land w | \$771,934 | | | \$14,865 |
| 2510 7TH AVE S | St. Petersburg | Vacant Industrial Land w | \$731,400 | | | \$15,109 |
| 126TH AVE | Pinellas Park | Vacant Industrial Land w | \$723,111 | | | \$14,219 |
| 1260 DONEGAN RD | Largo | Vacant Industrial Land w | \$680,983 | | | \$14,223 |
| BURBANK RD | Oldsmar | Vacant Industrial Land w | \$662,966 | | | \$12,110 |
| 24TH ST N | St. Petersburg | Vacant Industrial Land w | \$634,457 | | | \$12,984 |
| 6TH AVE S | St. Petersburg | Vacant Industrial Land w | \$616,299 | | | \$12,849 |
| 118TH AVE N | Pinellas Park | Vacant Industrial Land w | \$594,204 | | | \$11,829 |
| 6151 80TH AVE N | Pinellas Park | Vacant Industrial Land w | \$586,163 | | | \$12,648 |
| 2ND AVE S | St. Petersburg | Vacant Industrial Land w | \$564,023 | | | \$11,694 |
| 9000 126TH AVE | Largo | Vacant Industrial Land w | \$559,830 | | | \$8,215 |
| 1082 ISLAND AVE | Tarpon Springs | Vacant Industrial Land w | \$541,728 | | | \$10,138 |
| 5725 126TH AVE N | Pinellas Park | Vacant Industrial Land w | \$536,479 | | | \$10,663 |
| SCARLET BLVD | Oldsmar | Vacant Industrial Land w | \$523,904 | | | \$9,434 |
| ARCTURUS AVE | Clearwater | Vacant Industrial Land w | \$520,708 | | | \$12,462 |
| 9310 ULMERTON RD # 4 | Largo | Vacant Industrial Land w | \$517,021 | | | \$9,943 |
| 2350 20TH AVE N | St. Petersburg | Vacant Industrial Land w | \$516,230 | | | \$10,673 |
| 126TH AVE N | Pinellas Park | Vacant Industrial Land w | \$510,972 | | | \$10,510 |

| Address | City | Type | Market Value | Sq Ft | Year | Annual Tax |
|-------------------|----------------|--------------------------|--------------|-------|------|------------|
| 8720 115TH AVE | Largo | Vacant Industrial Land w | \$490,477 | | | \$9,422 |
| 23RD AVE N | St. Petersburg | Vacant Industrial Land w | \$478,281 | | | \$10,167 |
| 20TH AVE SE | Largo | Vacant Industrial Land w | \$469,234 | | | \$9,263 |
| 60TH AVE N | Pinellas Park | Vacant Industrial Land w | \$452,319 | | | \$9,759 |
| 10551 72ND ST | Pinellas Park | Vacant Industrial Land w | \$449,210 | | | \$9,208 |
| 5TH AVE S | St. Petersburg | Vacant Industrial Land w | \$447,440 | | | \$9,103 |
| 177 ANCLOTE RD | Tarpon Springs | Vacant Industrial Land w | \$446,962 | | | \$8,689 |
| AUTOMOBILE BLVD N | Pinellas Park | Vacant Industrial Land w | \$438,073 | | | \$8,928 |
| 7TH AVE S | St. Petersburg | Vacant Industrial Land w | \$436,140 | | | \$8,688 |
| 113TH CIR N | Pinellas Park | Vacant Industrial Land w | \$434,452 | | | \$8,931 |
| 124TH AVE | Pinellas Park | Vacant Industrial Land w | \$416,394 | | | \$8,439 |
| 118TH AVE | Largo | Vacant Industrial Land w | \$409,241 | | | \$8,312 |
| AUTOMOBILE BLVD N | Pinellas Park | Vacant Industrial Land w | \$408,170 | | | \$8,269 |
| 33RD ST N | St. Petersburg | Vacant Industrial Land w | \$400,965 | | | \$8,671 |
| STARKEY RD | Largo | Vacant Industrial Land w | \$396,725 | | | \$7,859 |
| 4TH AVE S | St. Petersburg | Vacant Industrial Land w | \$394,598 | | | \$8,103 |
| 67TH WAY N | Pinellas Park | Vacant Industrial Land w | \$385,509 | | | \$7,830 |
| 46TH AVE N | St. Petersburg | Vacant Industrial Land w | \$383,720 | | | \$8,274 |
| 3RD AVE S | St. Petersburg | Vacant Industrial Land w | \$368,716 | | | \$8,637 |
| 6685 114TH AVE | Pinellas Park | Vacant Industrial Land w | \$360,430 | | | \$7,565 |
| 8666 115TH AVE | Largo | Vacant Industrial Land w | \$353,180 | | | \$7,176 |
| 44TH ST N | Pinellas Park | Vacant Industrial Land w | \$343,995 | | | \$6,725 |
| 2032 GENTRY ST | Clearwater | Vacant Industrial Land w | \$336,076 | | | \$6,109 |
| US HIGHWAY 19 | Pinellas Park | Vacant Industrial Land w | \$328,030 | | | \$9,481 |
| 7TH AVE S | St. Petersburg | Vacant Industrial Land w | \$325,868 | | | \$6,646 |

| Address | City | Type | Market Value | Sq Ft | Year | Annual Tax |
|-------------------|----------------|--------------------------|--------------|-------|------|------------|
| 6370 123RD AVE N | Pinellas Park | Vacant Industrial Land w | \$309,408 | | | \$6,158 |
| 15TH CIR N | St. Petersburg | Vacant Industrial Land w | \$305,898 | | | \$6,499 |
| 122ND AVE N | Pinellas Park | Vacant Industrial Land w | \$305,466 | | | \$6,515 |
| 20TH ST N | St. Petersburg | Vacant Industrial Land w | \$304,300 | | | \$6,366 |
| 122TH AVE N | Pinellas Park | Vacant Industrial Land w | \$302,768 | | | \$5,916 |
| 66TH ST N | Pinellas Park | Vacant Industrial Land w | \$298,333 | | | \$6,245 |
| MOUNT VERNON ST | Oldsmar | Vacant Industrial Land w | \$295,604 | | | \$5,354 |
| 12050 46TH ST N | Pinellas Park | Vacant Industrial Land w | \$295,438 | | | \$5,679 |
| 121 VOLLMER AVE | Oldsmar | Vacant Industrial Land w | \$287,988 | | | \$5,293 |
| VOLLMER RD | Oldsmar | Vacant Industrial Land w | \$287,988 | | | \$5,293 |
| AUTOMOBILE BLVD | Pinellas Park | Vacant Industrial Land w | \$286,365 | | | \$5,794 |
| 72ND ST N | St. Petersburg | Vacant Industrial Land w | \$283,326 | | | \$5,791 |
| WOODROW AVE | Largo | Vacant Industrial Land w | \$273,368 | | | \$5,369 |
| MEARS BLVD | Oldsmar | Vacant Industrial Land w | \$272,969 | | | \$4,918 |
| 26TH AVE N | St. Petersburg | Vacant Industrial Land w | \$272,450 | | | \$5,768 |
| 3800 7TH AVE S | St. Petersburg | Vacant Industrial Land w | \$265,550 | | | \$5,479 |
| AUTOMOBILE DR | Largo | Vacant Industrial Land w | \$264,447 | | | \$5,192 |
| 44TH ST N | Pinellas Park | Vacant Industrial Land w | \$263,138 | | | \$4,924 |
| 1070 SCOTSDALE ST | Dunedin | Vacant Industrial Land w | \$260,875 | | | \$4,766 |
| ANCLOTE RD | Tarpon Springs | Vacant Industrial Land w | \$258,374 | | | \$4,791 |
| 5171 PARK ST N | St. Petersburg | Vacant Industrial Land w | \$252,084 | | | \$5,648 |
| 47TH AVE | St. Petersburg | Vacant Industrial Land w | \$250,048 | | | \$5,446 |
| 26TH ST S | St. Petersburg | Vacant Industrial Land w | \$248,839 | | | \$5,068 |
| BURBANK RD | Oldsmar | Vacant Industrial Land w | \$247,193 | | | \$4,480 |
| WESLEY AVE | Tarpon Springs | Vacant Industrial Land w | \$246,829 | | | \$4,829 |

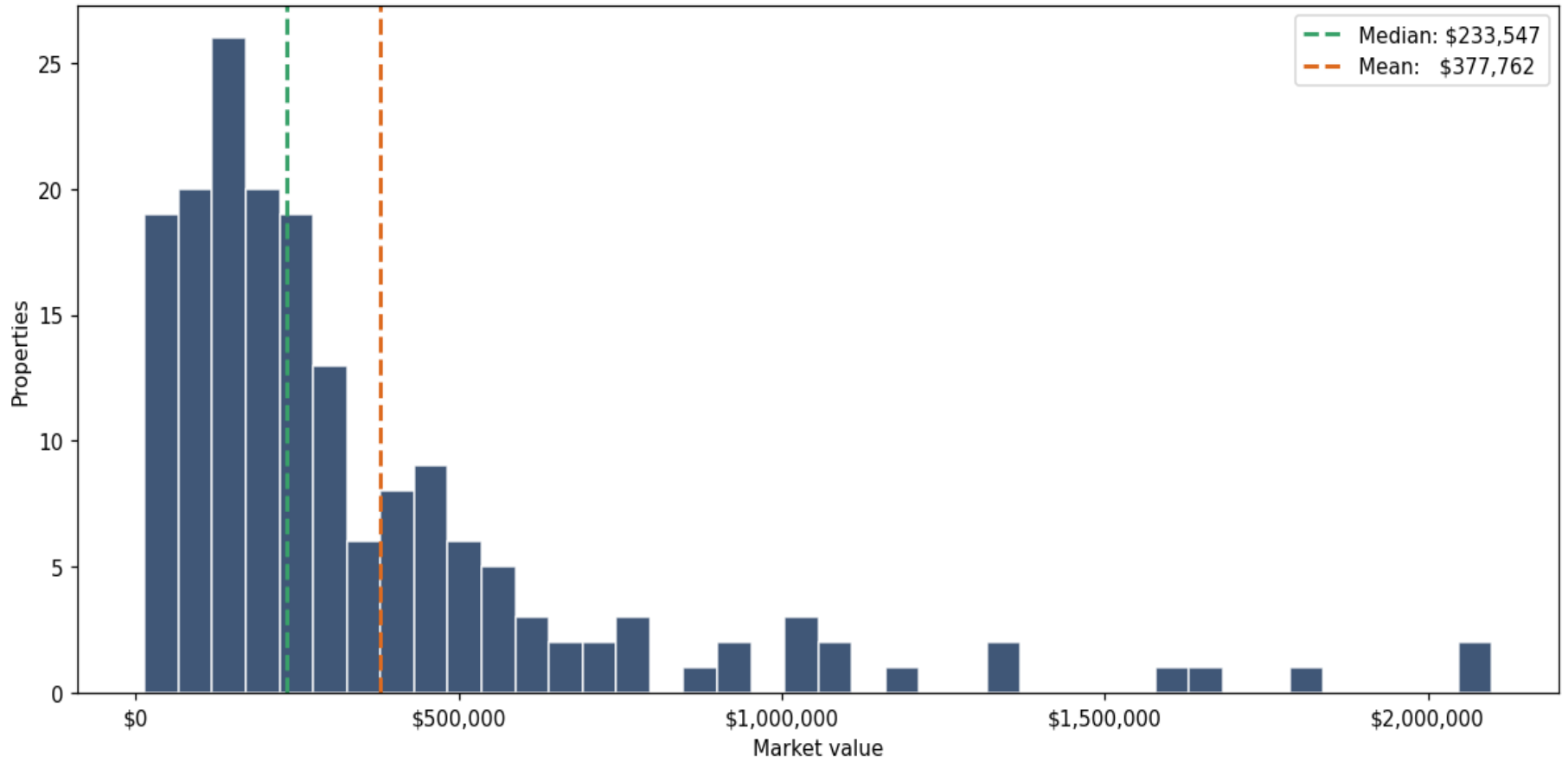
| Address | City | Type | Market Value | Sq Ft | Year | Annual Tax |
|-------------------|----------------|--------------------------|--------------|-------|------|------------|
| QUEENSBORO AVE S | St. Petersburg | Vacant Industrial Land w | \$243,700 | | | \$5,139 |
| 9165 131ST PL N | Largo | Vacant Industrial Land w | \$233,547 | | | \$4,559 |
| TAMPA RD | Oldsmar | Vacant Industrial Land w | \$229,682 | | | \$4,260 |
| 62ND ST N | Clearwater | Vacant Industrial Land w | \$229,602 | | | \$4,352 |
| 5TH AVE S | St. Petersburg | Vacant Industrial Land w | \$229,277 | | | \$4,715 |
| 118TH AVE N | Clearwater | Vacant Industrial Land w | \$225,002 | | | \$4,720 |
| ALT 19 | Palm Harbor | Vacant Industrial Land w | \$221,638 | | | \$4,116 |
| AIRWAY CIR | Clearwater | Vacant Industrial Land w | \$221,094 | | | \$4,279 |
| 126TH AVE | Largo | Vacant Industrial Land w | \$220,622 | | | \$4,157 |
| 2703 23RD AVE N | St. Petersburg | Vacant Industrial Land w | \$220,278 | | | \$4,644 |
| 67TH ST N | Pinellas Park | Vacant Industrial Land w | \$217,388 | | | \$4,738 |
| 4420 63RD CIR N | Pinellas Park | Vacant Industrial Land w | \$217,125 | | | \$4,670 |
| 125TH AVE N | Largo | Vacant Industrial Land w | \$215,029 | | | \$4,169 |
| 46TH ST N | Pinellas Park | Vacant Industrial Land w | \$211,104 | | | \$4,158 |
| TERMINAL DR S | St. Petersburg | Vacant Industrial Land w | \$204,506 | | | \$4,264 |
| 26TH ST S | St. Petersburg | Vacant Industrial Land w | \$203,918 | | | \$4,148 |
| 58TH ST | Largo | Vacant Industrial Land w | \$203,296 | | | \$5,066 |
| 4750 95TH ST N | St. Petersburg | Vacant Industrial Land w | \$197,965 | | | \$3,667 |
| 68TH ST | Pinellas Park | Vacant Industrial Land w | \$186,566 | | | \$4,053 |
| 8TH AVE S | St. Petersburg | Vacant Industrial Land w | \$181,121 | | | \$3,698 |
| 3704 DE SOTO BLVD | Palm Harbor | Vacant Industrial Land w | \$180,172 | | | \$3,376 |
| 115TH AVE | Largo | Vacant Industrial Land w | \$179,780 | | | \$3,307 |
| 63RD AVE N | Pinellas Park | Vacant Industrial Land w | \$179,193 | | | \$3,873 |
| 52ND ST | Pinellas Park | Vacant Industrial Land w | \$178,500 | | | \$3,567 |
| 4804 95TH ST N | St. Petersburg | Vacant Industrial Land w | \$178,477 | | | \$3,338 |

| Address | City | Type | Market Value | Sq Ft | Year | Annual Tax |
|-------------------|----------------|--------------------------|--------------|-------|------|------------|
| HEDDEN CT | Palm Harbor | Vacant Industrial Land w | \$170,814 | | | \$3,179 |
| 52ND AVE N | St. Petersburg | Vacant Industrial Land w | \$170,111 | | | \$3,686 |
| STARKEY RD | Largo | Vacant Industrial Land w | \$166,194 | | | \$3,287 |
| 2225 4TH AVE S | St. Petersburg | Vacant Industrial Land w | \$165,164 | | | \$3,387 |
| 22ND ST N | St. Petersburg | Vacant Industrial Land w | \$164,402 | | | \$3,500 |
| TERMINAL DR S | St. Petersburg | Vacant Industrial Land w | \$163,004 | | | \$3,411 |
| 2051 STARKEY RD | Largo | Vacant Industrial Land w | \$161,628 | | | \$3,251 |
| 8TH AVE S | St. Petersburg | Vacant Industrial Land w | \$159,290 | | | \$3,282 |
| RANGE RD | Clearwater | Vacant Industrial Land w | \$159,290 | | | \$2,836 |
| 54TH AVE N | St. Petersburg | Vacant Industrial Land w | \$158,691 | | | \$3,475 |
| 28TH ST S | St. Petersburg | Vacant Industrial Land w | \$146,049 | | | \$2,971 |
| 28TH ST S | St. Petersburg | Vacant Industrial Land w | \$146,049 | | | \$2,971 |
| 28TH ST S | St. Petersburg | Vacant Industrial Land w | \$145,157 | | | \$2,953 |
| 28TH ST S | St. Petersburg | Vacant Industrial Land w | \$145,157 | | | \$2,953 |
| 28TH ST S | St. Petersburg | Vacant Industrial Land w | \$145,157 | | | \$2,953 |
| 28TH ST S | St. Petersburg | Vacant Industrial Land w | \$145,157 | | | \$2,953 |
| 20TH AVE N | St. Petersburg | Vacant Industrial Land w | \$145,052 | | | \$3,000 |
| GENTRY ST | Clearwater | Vacant Industrial Land w | \$144,643 | | | \$2,909 |
| 20TH AVE N | St. Petersburg | Vacant Industrial Land w | \$141,602 | | | \$2,994 |
| 20TH AVE N | St. Petersburg | Vacant Industrial Land w | \$141,384 | | | \$2,974 |
| 126TH AVE N | Pinellas Park | Vacant Industrial Land w | \$141,316 | | | \$2,753 |
| 94TH ST N | St. Petersburg | Vacant Industrial Land w | \$138,656 | | | \$4,621 |
| 884 SOUTH WIND LN | Largo | Vacant Industrial Land w | \$131,281 | | | \$2,542 |
| BELCHER RD S | Largo | Vacant Industrial Land w | \$123,737 | | | \$2,442 |
| 1199 ISLAND AVE | Tarpon Springs | Vacant Industrial Land w | \$122,664 | | | \$2,385 |

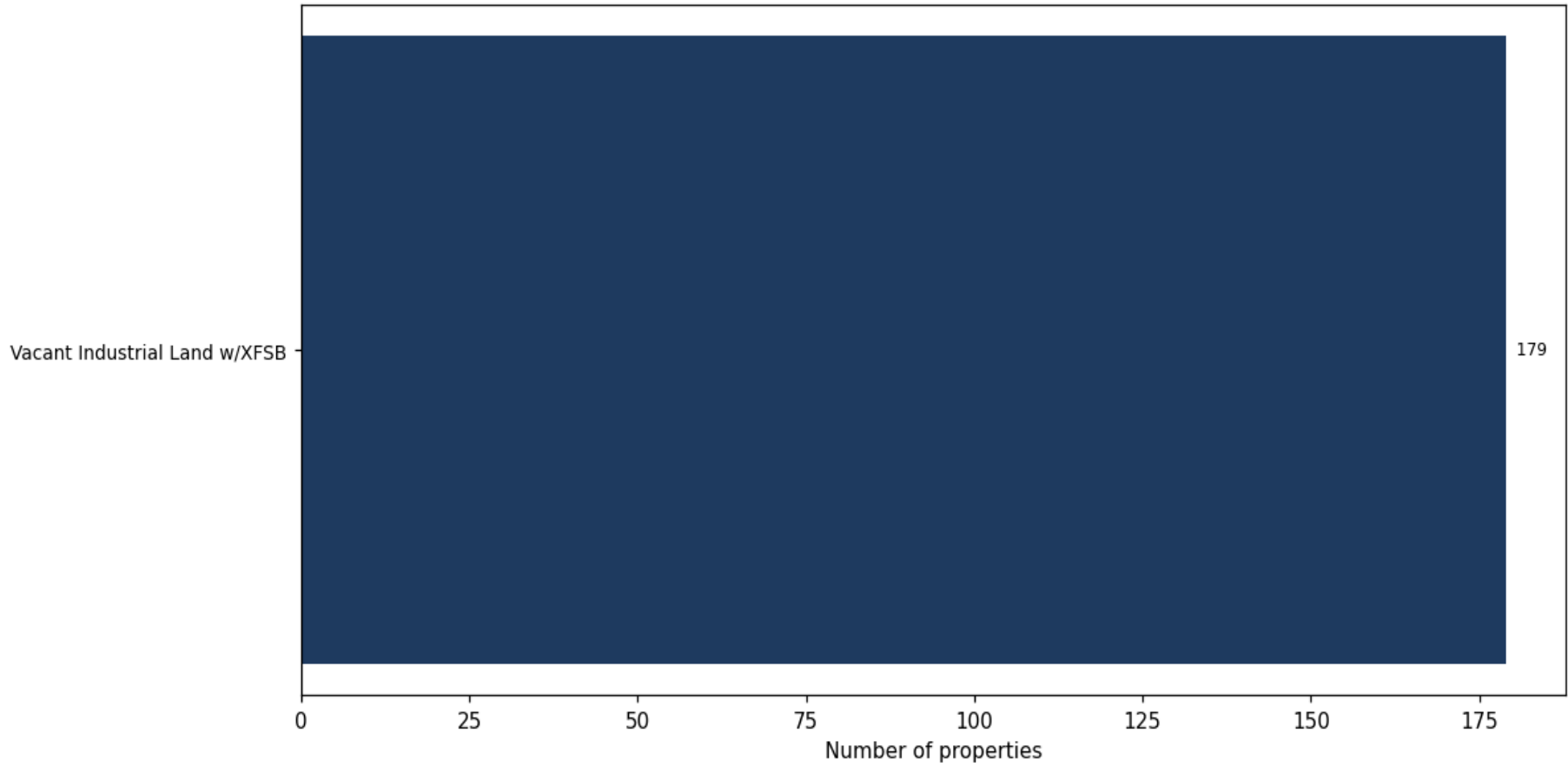
| Address | City | Type | Market Value | Sq Ft | Year | Annual Tax |
|------------------|----------------|--------------------------|--------------|-------|------|------------|
| TERMINAL DR S | St. Petersburg | Vacant Industrial Land w | \$119,468 | | | \$2,512 |
| 46TH ST N | Pinellas Park | Vacant Industrial Land w | \$119,094 | | | \$2,346 |
| LAKE AVE SE | Largo | Vacant Industrial Land w | \$116,408 | | | \$2,294 |
| 3029 LOWN ST N | St. Petersburg | Vacant Industrial Land w | \$114,713 | | | \$2,393 |
| 3535 126TH AVE N | Pinellas Park | Vacant Industrial Land w | \$110,804 | | | \$2,191 |
| ADAMS AVE | Clearwater | Vacant Industrial Land w | \$106,889 | | | \$1,928 |
| 15098 63RD ST N | Clearwater | Vacant Industrial Land w | \$106,335 | | | \$2,125 |
| 5TH AVE S | St. Petersburg | Vacant Industrial Land w | \$105,902 | | | \$2,206 |
| FAXTON ST | Clearwater | Vacant Industrial Land w | \$101,777 | | | \$1,941 |
| 49TH ST N | Pinellas Park | Vacant Industrial Land w | \$99,900 | | | \$1,969 |
| SPRING AVE | Pinellas Park | Vacant Industrial Land w | \$97,750 | | | \$1,950 |
| W RENA DR | Largo | Vacant Industrial Land w | \$89,986 | | | \$1,633 |
| CALUMET ST | Clearwater | Vacant Industrial Land w | \$86,151 | | | \$1,626 |
| FREMONT TER S | St. Petersburg | Vacant Industrial Land w | \$84,305 | | | \$1,846 |
| 130TH AVE | Largo | Vacant Industrial Land w | \$82,130 | | | \$1,646 |
| 8TH AVE S | St. Petersburg | Vacant Industrial Land w | \$80,770 | | | \$2,879 |
| HONEYWELL RD | Largo | Vacant Industrial Land w | \$80,750 | | | \$1,509 |
| 52ND AVE N | St. Petersburg | Vacant Industrial Land w | \$80,628 | | | \$1,753 |
| 52ND AVE N | St. Petersburg | Vacant Industrial Land w | \$79,858 | | | \$1,731 |
| 4357 8TH AVE S | St. Petersburg | Vacant Industrial Land w | \$72,582 | | | \$1,566 |
| 5516 65TH WAY N | St. Petersburg | Vacant Industrial Land w | \$69,564 | | | \$1,814 |
| 15110 63RD ST N | Clearwater | Vacant Industrial Land w | \$68,960 | | | \$1,370 |
| 10470 68TH ST | Pinellas Park | Vacant Industrial Land w | \$64,451 | | | \$1,278 |
| BELCHER RD S | Largo | Vacant Industrial Land w | \$62,626 | | | \$1,236 |
| BELCHER RD S | Largo | Vacant Industrial Land w | \$62,626 | | | \$1,236 |

| Address | City | Type | Market Value | Sq Ft | Year | Annual Tax |
|------------------|----------------|--------------------------|--------------|-------|------|------------|
| 46TH ST S | St. Petersburg | Vacant Industrial Land w | \$60,629 | | | \$1,358 |
| 46TH ST S | St. Petersburg | Vacant Industrial Land w | \$58,534 | | | \$1,310 |
| FREEMONT TER S | St. Petersburg | Vacant Industrial Land w | \$57,230 | | | \$1,173 |
| 8TH AVE S | St. Petersburg | Vacant Industrial Land w | \$57,187 | | | \$1,225 |
| FREEMONT TER S | St. Petersburg | Vacant Industrial Land w | \$55,950 | | | \$1,147 |
| 46TH ST S | St. Petersburg | Vacant Industrial Land w | \$55,580 | | | \$1,237 |
| 4504 MORRIS ST N | St. Petersburg | Vacant Industrial Land w | \$55,183 | | | \$1,195 |
| MORRIS ST N | St. Petersburg | Vacant Industrial Land w | \$54,392 | | | \$1,190 |
| 780 46TH ST S | St. Petersburg | Vacant Industrial Land w | \$48,220 | | | \$995 |
| ADAMS AVE | Clearwater | Vacant Industrial Land w | \$47,860 | | | \$859 |
| 12625 44TH ST | Pinellas Park | Vacant Industrial Land w | \$46,103 | | | \$898 |
| PAMPAS AVE | Tarpon Springs | Vacant Industrial Land w | \$44,509 | | | \$898 |
| D ST | Clearwater | Vacant Industrial Land w | \$37,392 | | | \$761 |
| BELLEAIR RD | Clearwater | Vacant Industrial Land w | \$28,964 | | | \$535 |
| HERCULES AVE | Clearwater | Vacant Industrial Land w | \$19,048 | | | \$379 |
| 1403 LAKE AVE SE | Largo | Vacant Industrial Land w | \$14,413 | | | \$278 |


Market value distribution (n=179, top 1% trimmed for readability)



Top property types by count



Mean market value by city (cities with ≥ 50 matches)



Market value vs. assessed value (gap = untaxed appreciation)

