

# Pinellas Property Market Report

24 matching properties • May 30, 2026

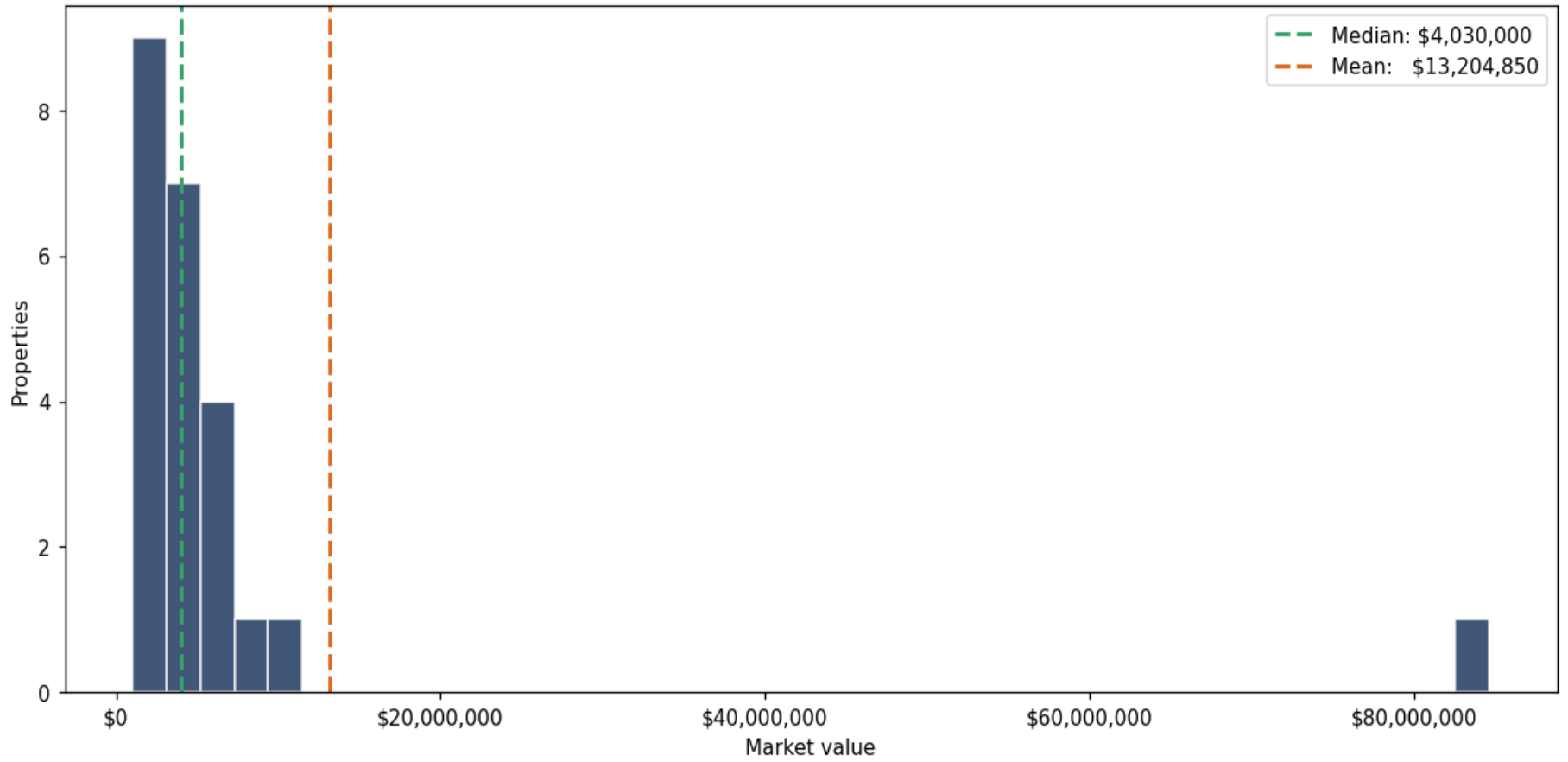
Filters applied	Headline numbers
Property type: Timeshare	Properties matched: 24
	Median market value: \$4,330,000
	Mean market value: \$13,204,850
	Min / Max: \$1,020,000 / \$146,408,000
	Mean square footage: 32,099

## Top 24 properties by market value

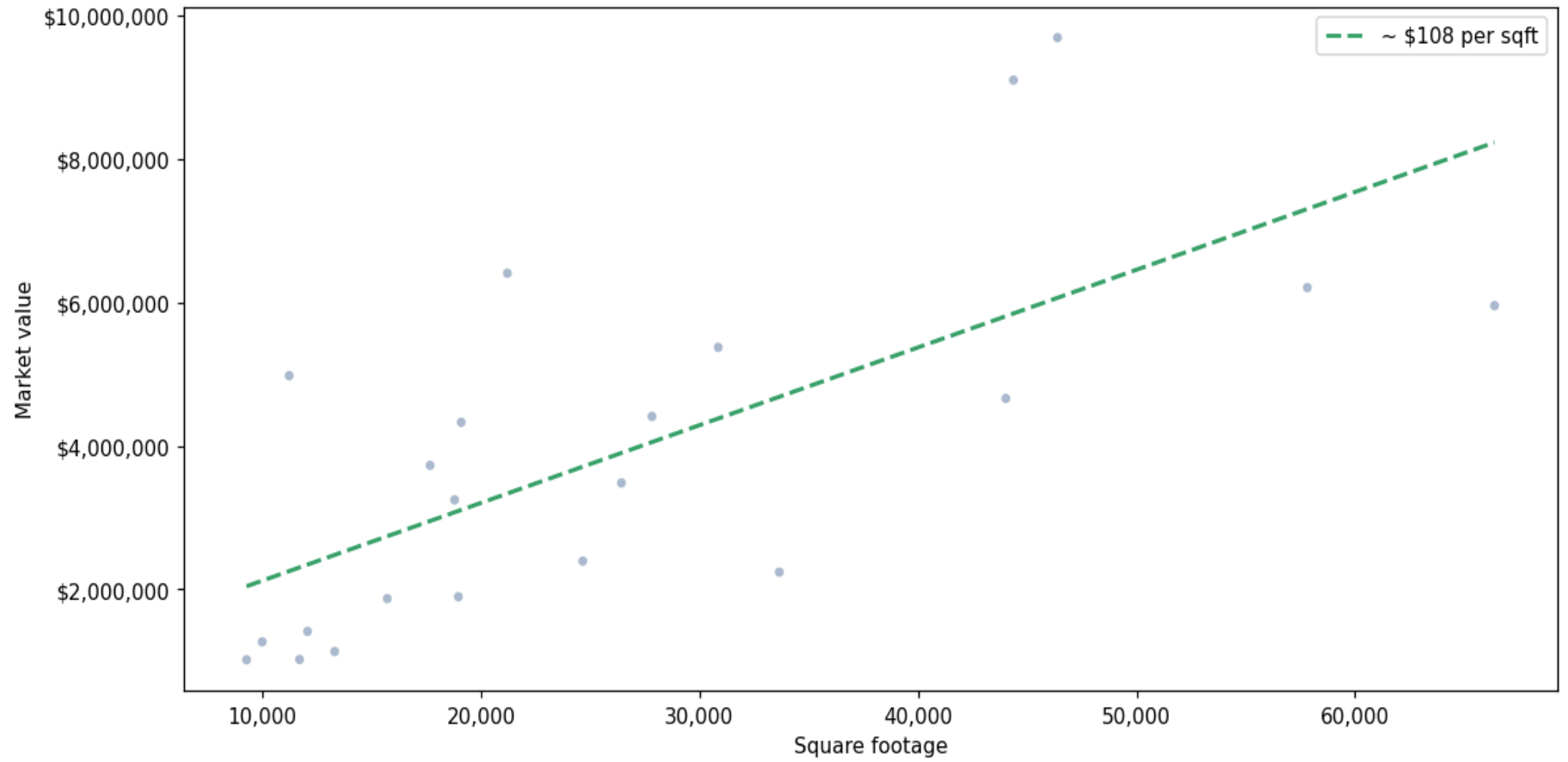
Address	City	Type	Market Value	Sq Ft	Year	Annual Tax
110 CORONADO DR	Clearwater	Timeshare	\$146,408,000	116,142	2017	\$2,833,317
5700 GULF BLVD	St. Pete Beach	Timeshare	\$84,650,000	72,758	1973	\$1,339,883
17350 GULF BLVD	North Redington Beach	Timeshare	\$9,692,500	46,388	1984	\$145,070
5800 GULF BLVD	St. Pete Beach	Timeshare	\$9,100,000	44,371	1982	\$144,039
4220 GULF BLVD	St. Pete Beach	Timeshare	\$6,408,000	21,210	1981	\$101,429
2402 GULF BLVD	Indian Rocks Beach	Timeshare	\$6,207,500	57,818	1982	\$98,496
12300 GULF BLVD	Treasure Island	Timeshare	\$5,956,500	66,385	1983	\$98,581
11660 GULF BLVD	Treasure Island	Timeshare	\$5,375,000	30,860	1984	\$88,957
13536 GULF BLVD	Madeira Beach	Timeshare	\$4,980,000	11,229	1984	\$80,762
13070 GULF LN	Madeira Beach	Timeshare	\$4,662,500	44,021	1985	\$75,613
16900 GULF BLVD	North Redington Beach	Timeshare	\$4,412,000	27,827	1985	\$66,035
16900 GULF BLVD	North Redington Beach	Timeshare	\$4,330,000	19,100	1985	\$64,808
19607 GULF BLVD	Indian Shores	Timeshare	\$3,730,000	17,675	1982	\$59,707

Address	City	Type	Market Value	Sq Ft	Year	Annual Tax
11860 GULF BLVD	Treasure Island	Timeshare	\$3,485,000	26,435	1983	\$57,677
1801 GULF WAY	St. Pete Beach	Timeshare	\$3,249,000	18,796	1983	\$51,427
11750 GULF BLVD	Treasure Island	Timeshare	\$2,395,000	24,664	1982	\$39,637
19508 GULF BLVD # 103	Indian Shores	Timeshare	\$2,241,000	33,656	1985	\$35,872
3804 GULF BLVD	St. Pete Beach	Timeshare	\$1,898,000	18,970	1980	\$30,042
10182 GULF BLVD	Treasure Island	Timeshare	\$1,872,000	15,715	1979	\$30,982
17030 GULF BLVD	North Redington Beach	Timeshare	\$1,415,000	12,067	1956	\$21,179
3420 GULF BLVD	Belleair Beach	Timeshare	\$1,270,000	9,994	1950	\$19,617
17006 GULF BLVD	North Redington Beach	Timeshare	\$1,135,000	13,310	1948	\$16,988
13912 GULF BLVD	Madeira Beach	Timeshare	\$1,024,400	11,701	1983	\$16,613
10360 GULF BLVD	Treasure Island	Timeshare	\$1,020,000	9,276	1982	\$16,881

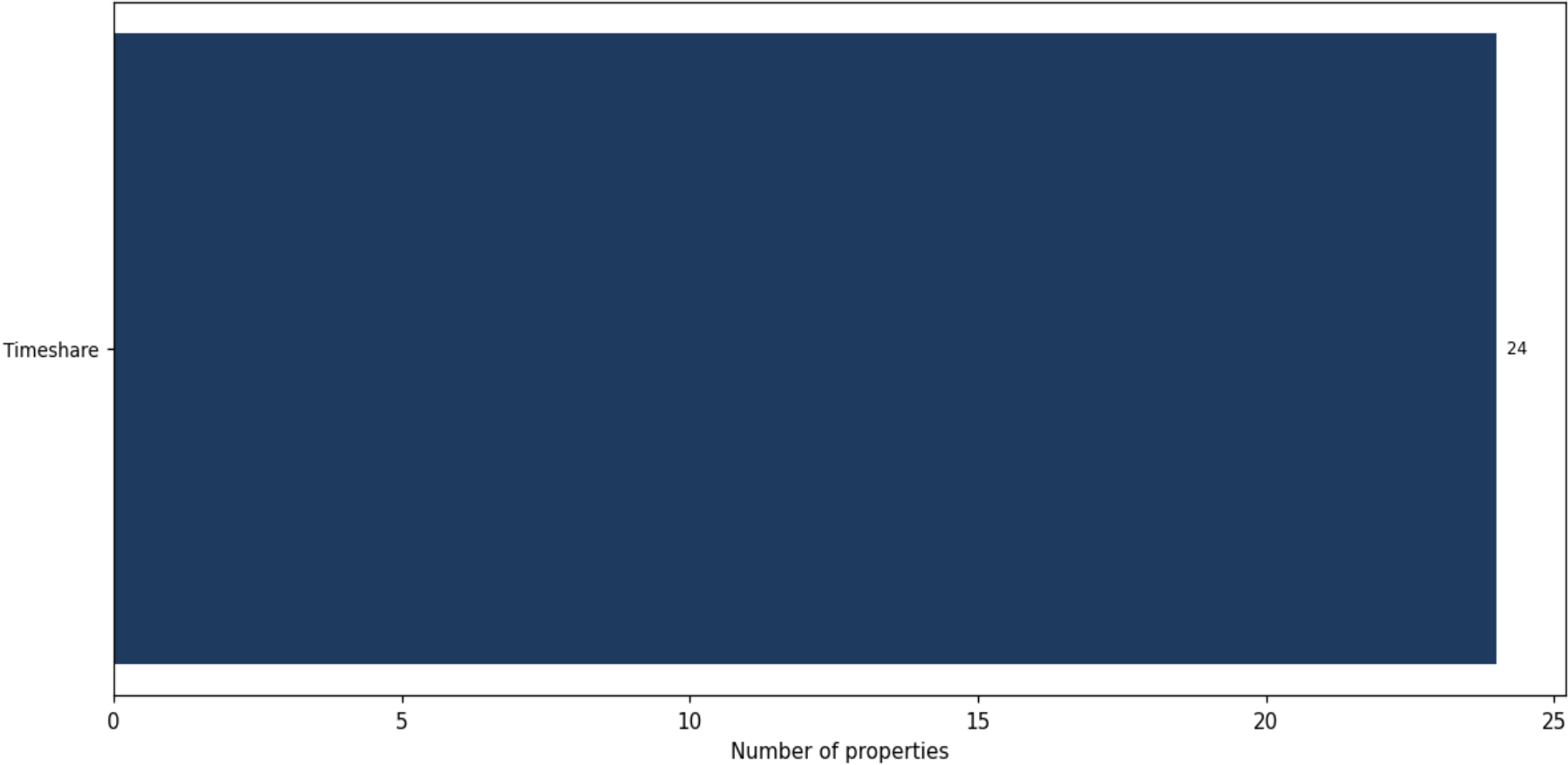
**Market value distribution (n=24, top 1% trimmed for readability)**



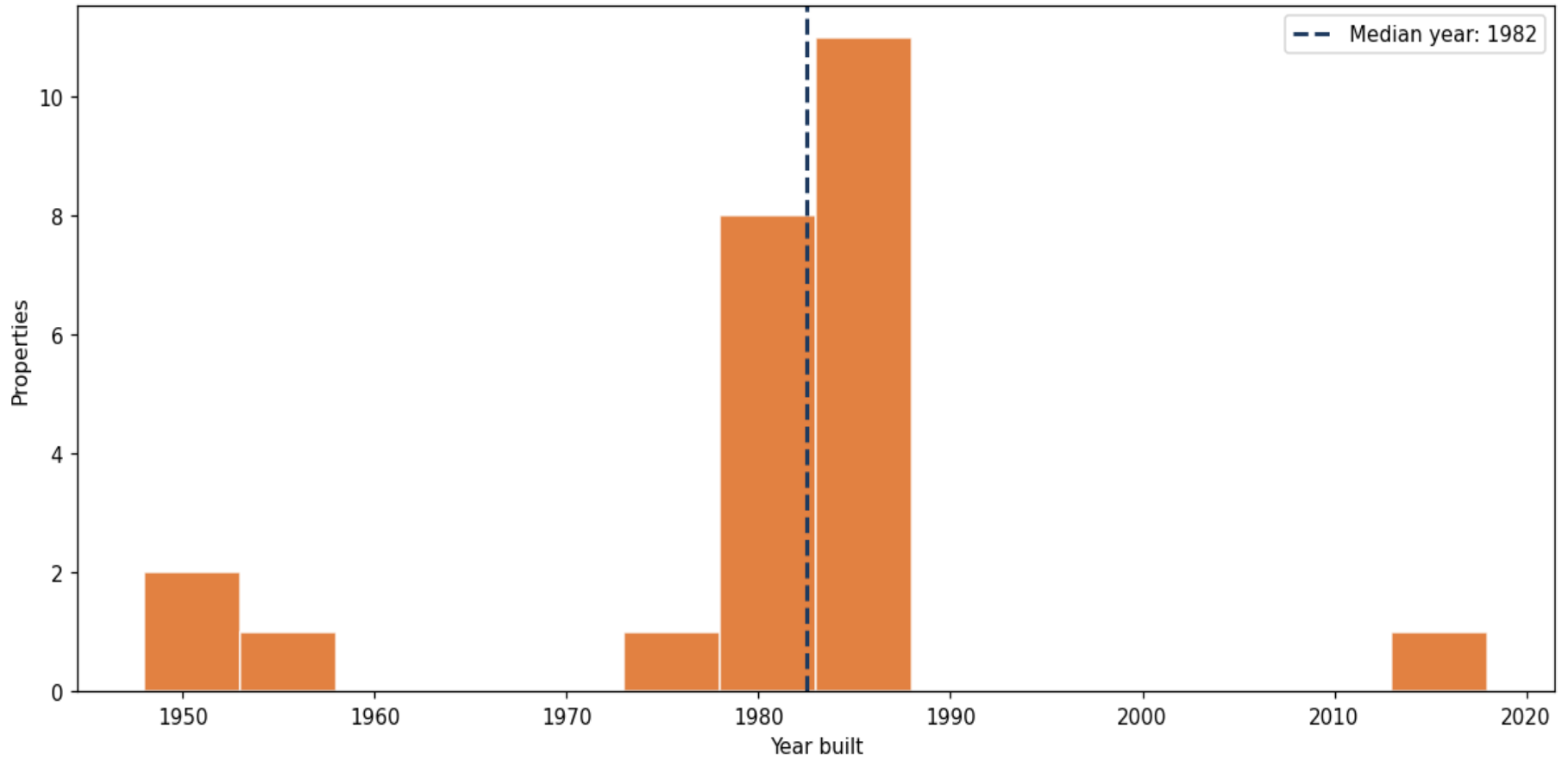
**Building size vs. market value (n=22, outliers trimmed)**



### Top property types by count



**Year built distribution (5-year buckets)**



**Market value vs. assessed value (gap = untaxed appreciation)**

