

Pinellas Property Market Report

60 matching properties • June 01, 2025

Filters applied	Headline numbers
Property type: Telephone Company Property - office	Properties matched: 60
	Median market value: \$478,666
	Mean market value: \$977,242
	Min / Max: \$67,595 / \$10,500,000
	Mean square footage: 14,388

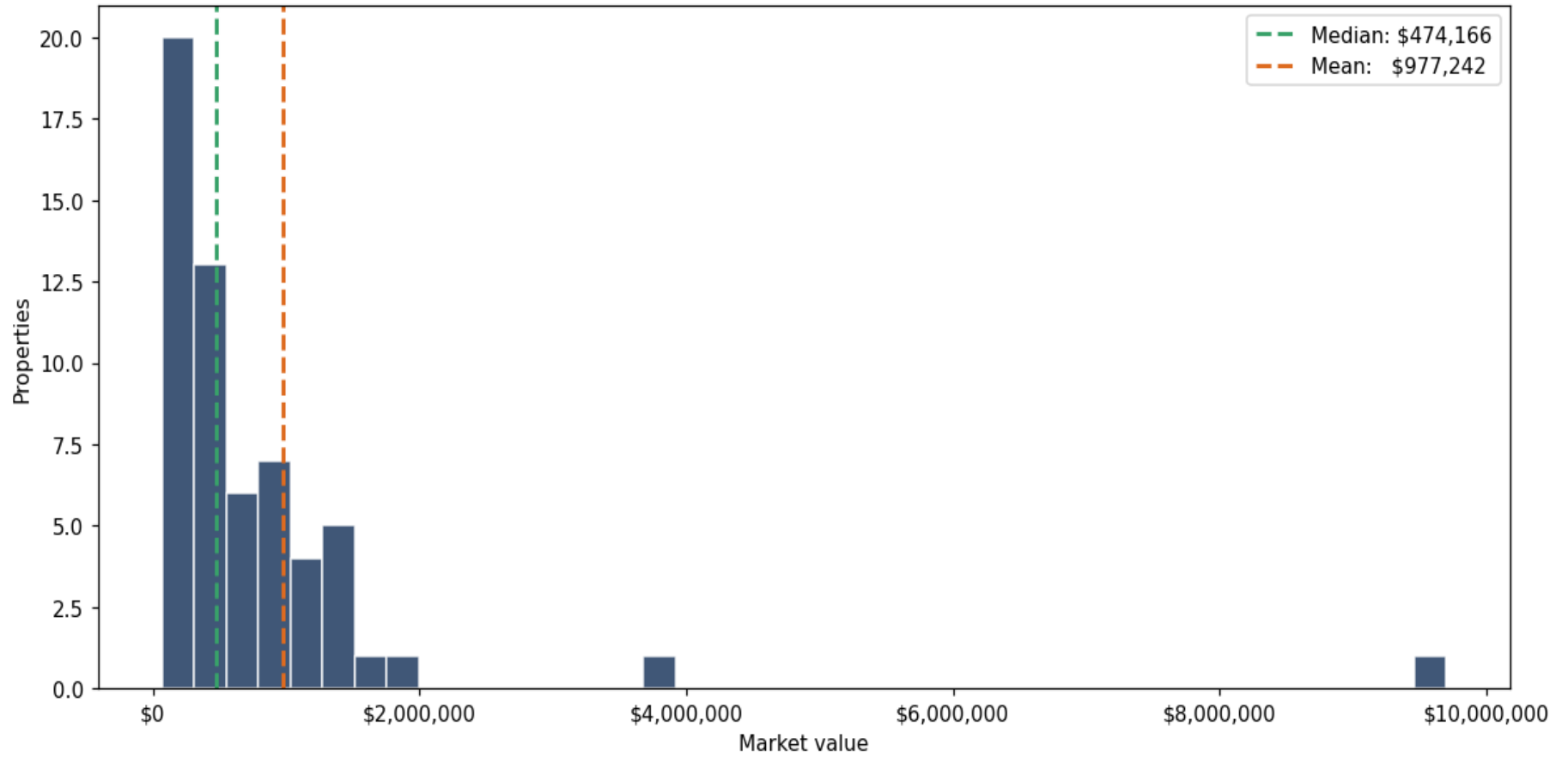
Top 60 properties by market value

Address	City	Type	Market Value	Sq Ft	Year	Annual Tax
1280 CLEVELAND ST	Clearwater	Telephone Company Proper	\$10,500,000	183,093		\$215,415
821 1ST AVE N	St. Petersburg	Telephone Company Proper	\$9,700,000	228,150	1967	\$195,213
4332 54TH AVE N	St. Petersburg	Telephone Company Proper	\$3,700,000	15,494	1968	\$78,948
10992 PARK BLVD	Seminole	Telephone Company Proper	\$1,900,000	28,350	1956	\$31,096
2205 118TH AVE N	St. Petersburg	Telephone Company Proper	\$1,610,108	19,271	1997	\$32,422
1180 N HERCULES AVE	Clearwater	Telephone Company Proper	\$1,440,000	8,221		\$28,157
2185 RANGE RD	Clearwater	Telephone Company Proper	\$1,400,000	7,544	1966	\$28,061
825 2ND ST S	Safety Harbor	Telephone Company Proper	\$1,393,120	13,340	1974	\$24,937
117 1ST AVE SW	Largo	Telephone Company Proper	\$1,348,330	21,993	1970	\$25,835
2095 54TH AVE N	St. Petersburg	Telephone Company Proper	\$1,346,910	22,322	1956	\$28,682
7515 GULF BLVD	St. Pete Beach	Telephone Company Proper	\$1,250,000	13,849	1973	\$20,577
843 93RD AVE N	St. Petersburg	Telephone Company Proper	\$1,250,000	18,912	1973	\$25,896
225 62ND ST N	St. Petersburg	Telephone Company Proper	\$1,205,000	26,080	1955	\$24,900

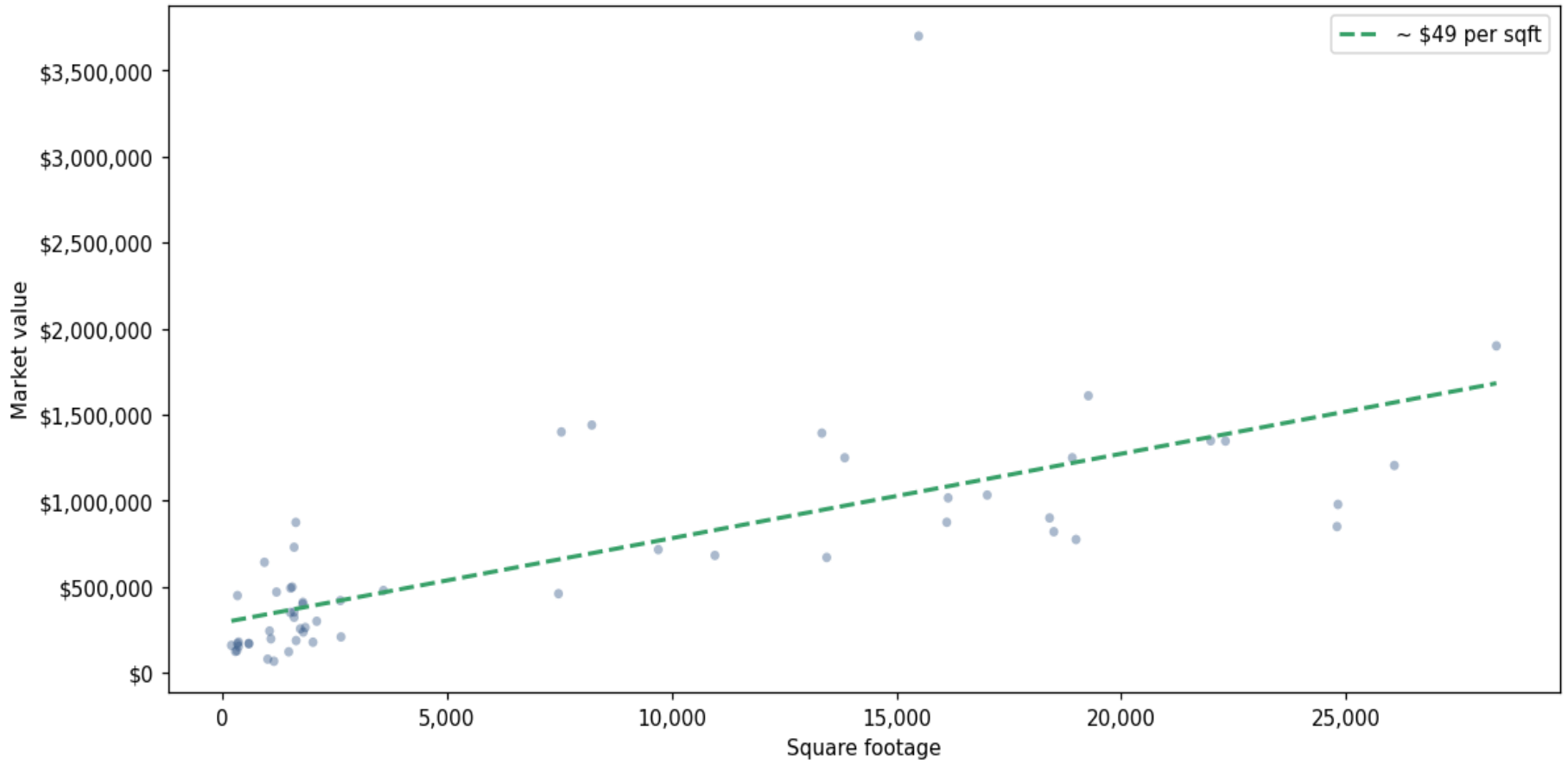
Address	City	Type	Market Value	Sq Ft	Year	Annual Tax
13000 34TH ST N	Clearwater	Telephone Company Proper	\$1,033,140	17,020	1988	\$19,120
501 SAN CHRISTOPHER DR	Dunedin	Telephone Company Proper	\$1,016,615	16,150	1968	\$18,152
7590 65TH WAY N	Pinellas Park	Telephone Company Proper	\$978,670	24,825	1971	\$20,586
3250 54TH AVE S	St. Petersburg	Telephone Company Proper	\$900,000	18,408	1969	\$18,326
300 5TH AVE	Indian Rocks Beach	Telephone Company Proper	\$875,000	16,120	1972	\$14,280
399 SANDS POINT DR	Tierra Verde	Telephone Company Proper	\$874,203	1,634	1982	\$14,830
5045 EAST BAY DR	Clearwater	Telephone Company Proper	\$850,000	24,804	1971	\$15,287
621 E TARPON AVE	Tarpon Springs	Telephone Company Proper	\$820,058	18,502	1961	\$14,922
2770 SUNSET POINT RD	Clearwater	Telephone Company Proper	\$775,000	18,996	1978	\$15,288
636 POINSETTIA AVE	Clearwater	Telephone Company Proper	\$730,000	1,596	1988	\$14,321
1950 PLAZA DR	Tarpon Springs	Telephone Company Proper	\$716,182	9,700	1978	\$13,044
675 37TH ST S	St. Petersburg	Telephone Company Proper	\$682,424	10,960	1978	\$13,702
207 RIVIERE RD	Palm Harbor	Telephone Company Proper	\$670,546	13,448	1965	\$11,411
33RD ST S	St. Petersburg	Telephone Company Proper	\$642,559	936	2003	\$13,049
19739 GULF BLVD	Indian Shores	Telephone Company Proper	\$498,476	1,554	1989	\$8,121
211 108TH AVE	Treasure Island	Telephone Company Proper	\$492,822	1,517	1991	\$8,203
12880 34TH ST N	Pinellas Park	Telephone Company Proper	\$478,666	3,584	2005	\$9,171
5218 CHANCELLOR ST NE	St. Petersburg	Telephone Company Proper	\$469,665	1,204	1990	\$8,912
14420 WALSINGHAM RD	Largo	Telephone Company Proper	\$460,000	7,480	1972	\$8,924
2001 4TH AVE S	St. Petersburg	Telephone Company Proper	\$449,135	336	1990	\$9,110
130 BURBANK RD	Oldsmar	Telephone Company Proper	\$420,000	2,625	1980	\$7,532
1300 PARK ST	Clearwater	Telephone Company Proper	\$409,744	1,792	2004	\$8,205
ALT 19	Palm Harbor	Telephone Company Proper	\$399,571	1,788	1992	\$7,269
356 EAST LAKE RD	Tarpon Springs	Telephone Company Proper	\$353,372	1,596	1992	\$6,671
921 SUNSET DR	Tarpon Springs	Telephone Company Proper	\$350,826	1,512	1986	\$6,691

Address	City	Type	Market Value	Sq Ft	Year	Annual Tax
217 150TH AVE	Madeira Beach	Telephone Company Proper	\$322,672	1,596	1988	\$5,276
10540 16TH ST N	St. Petersburg	Telephone Company Proper	\$322,395			\$6,557
12690 44TH ST N	Clearwater	Telephone Company Proper	\$300,000	2,099		\$5,689
2131 RANGE RD	Clearwater	Telephone Company Proper	\$263,761	1,845	1987	\$4,621
7020 30TH AVE N	St. Petersburg	Telephone Company Proper	\$255,906	1,734	1987	\$5,151
610 GRAND CENTRAL ST	Clearwater	Telephone Company Proper	\$243,131	1,050	1994	\$4,733
1280 LAKE CARILLON DR	St. Petersburg	Telephone Company Proper	\$237,274	1,800	1987	\$4,891
7575 54TH AVE N	St. Petersburg	Telephone Company Proper	\$208,962	2,640	1975	\$4,589
2710 PINE TREE LN	Clearwater	Telephone Company Proper	\$197,861	1,080	2000	\$3,457
21051 US HIGHWAY 19 N	Clearwater	Telephone Company Proper	\$187,701	1,640	1972	\$3,907
63RD AVE	Largo	Telephone Company Proper	\$178,914	360	1990	\$3,457
3486 EAST LAKE RD	Palm Harbor	Telephone Company Proper	\$178,123	2,016	1990	\$3,010
2121 RANGE RD	Clearwater	Telephone Company Proper	\$171,754	588	1984	\$3,068
12955 55TH LN N	Pinellas Park	Telephone Company Proper	\$170,282	336	1990	\$3,321
2704 FAIRFIELD AVE S	St. Petersburg	Telephone Company Proper	\$168,655	588	1984	\$3,411
620 49TH ST S	St. Petersburg	Telephone Company Proper	\$159,824	200	2001	\$3,247
1600 S MYRTLE AVE	Clearwater	Telephone Company Proper	\$154,039	360	1991	\$2,774
2310 RAILROAD AVE	Seminole	Telephone Company Proper	\$128,703	324	2001	\$2,307
5497 65TH WAY N	St. Petersburg	Telephone Company Proper	\$124,649	290	1989	\$3,035
TANGLEWOOD TRL	Palm Harbor	Telephone Company Proper	\$122,296	1,476	1986	\$2,251
30202 69TH ST N	Clearwater	Telephone Company Proper	\$79,867	1,008	1987	\$1,418
161 KLOSTERMAN RD	Tarpon Springs	Telephone Company Proper	\$67,595	1,147	1991	\$1,236

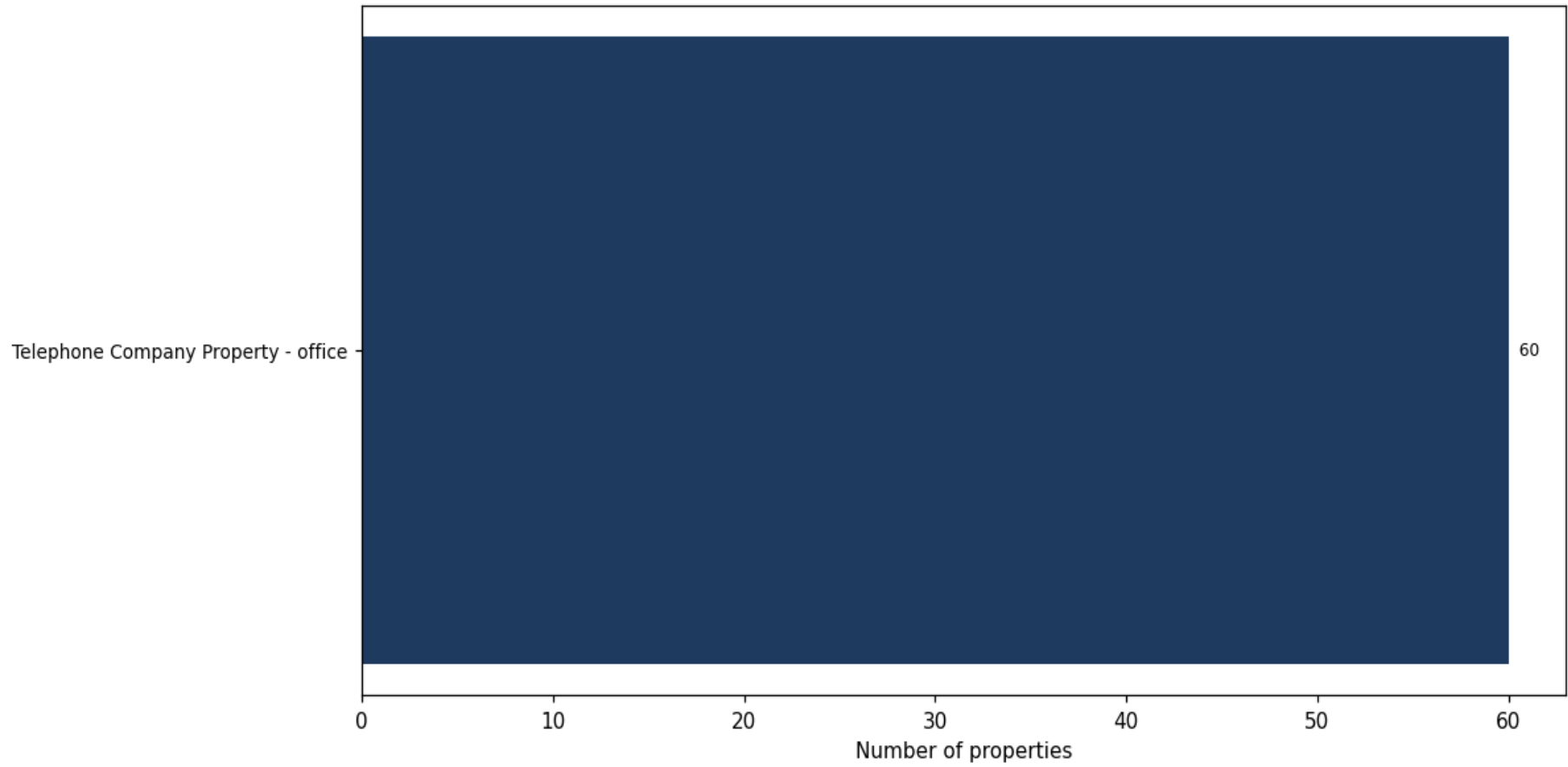
Market value distribution (n=60, top 1% trimmed for readability)



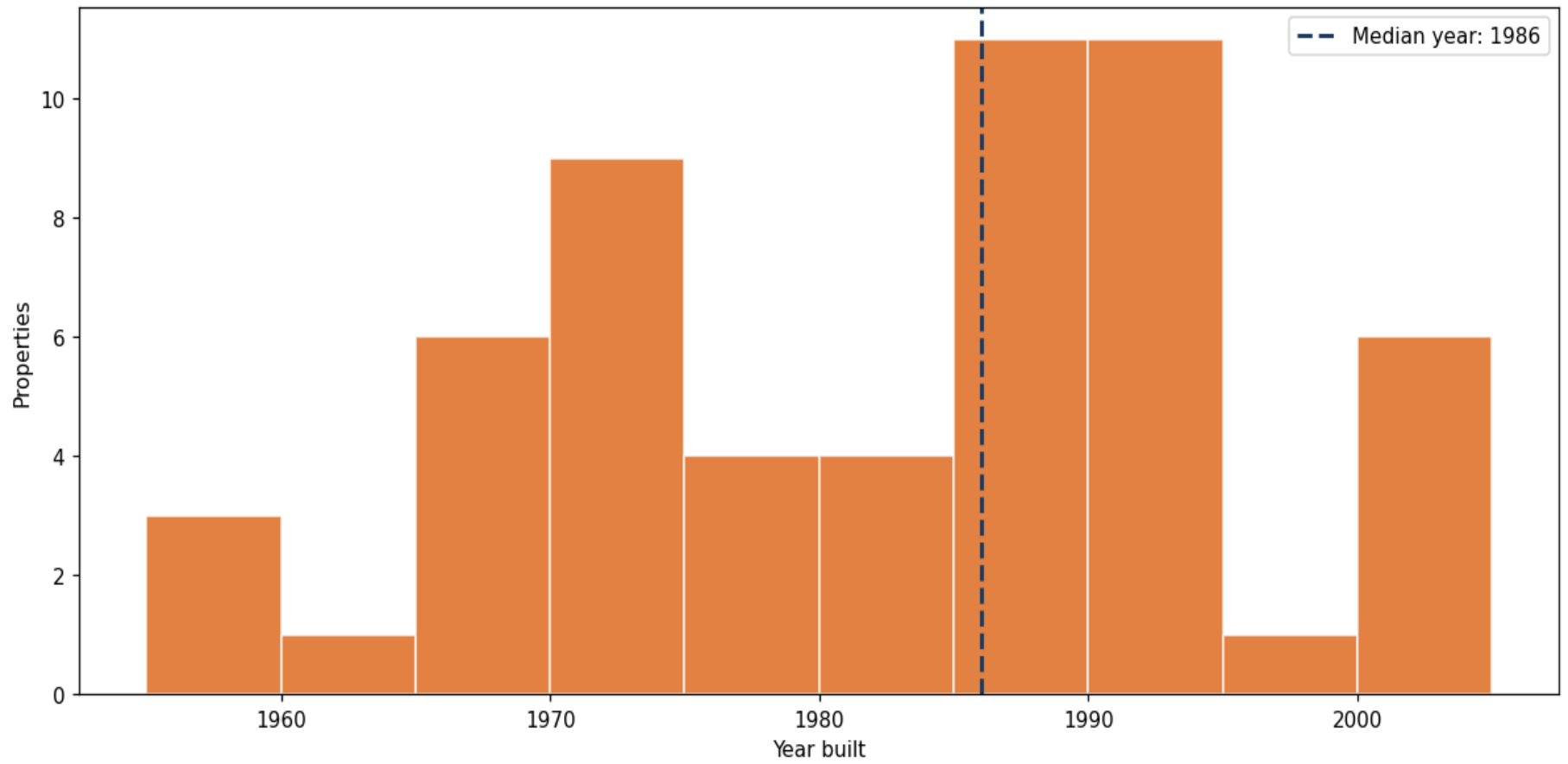
Building size vs. market value (n=57, outliers trimmed)



Top property types by count



Year built distribution (5-year buckets)



Market value vs. assessed value (gap = untaxed appreciation)

