

Pinellas Property Market Report

277 matching properties • June 01, 2026

Filters applied	Headline numbers
Property type: Single Family with Accessory Dwelling	Properties matched: 277
	Median market value: \$448,429
	Mean market value: \$538,086
	Min / Max: \$52,642 / \$2,089,616
	Mean square footage: 2,339

Top 200 properties by market value

Address	City	Type	Market Value	Sq Ft	Year	Annual Tax
101 18TH AVE N	St. Petersburg	Single Family with Acces	\$2,089,616	3,962	2024	\$40,685
145 14TH AVE N	St. Petersburg	Single Family with Acces	\$2,062,811	4,410	1920	\$37,260
206 13TH AVE NE	St. Petersburg	Single Family with Acces	\$1,736,441	3,754	2024	\$38,544
151 17TH AVE N	St. Petersburg	Single Family with Acces	\$1,719,382	3,509	2024	\$33,633
222 10TH AVE N	St. Petersburg	Single Family with Acces	\$1,668,471	3,754	2024	\$34,053
160 26TH AVE N	St. Petersburg	Single Family with Acces	\$1,593,072	3,786	2023	\$31,783
2020 1ST ST N	St. Petersburg	Single Family with Acces	\$1,578,595	3,188	1950	\$30,628
920 12TH ST N	St. Petersburg	Single Family with Acces	\$1,516,926	3,737	2024	\$28,201
601 8TH ST N	St. Petersburg	Single Family with Acces	\$1,399,062	3,507	2023	\$28,539
136 8TH AVE NE	St. Petersburg	Single Family with Acces	\$1,313,416	3,141	1925	\$31,732
608 GROVE ST N	St. Petersburg	Single Family with Acces	\$1,286,328	3,893	2024	\$32,688
490 23RD AVE N	St. Petersburg	Single Family with Acces	\$1,250,379	2,904	1924	\$24,105
206 35TH AVE N	St. Petersburg	Single Family with Acces	\$1,236,330	3,488	2024	\$25,494

Address	City	Type	Market Value	Sq Ft	Year	Annual Tax
770 21ST AVE N	St. Petersburg	Single Family with Acces	\$1,219,981	3,388	2024	\$24,442
2135 DARTMOUTH AVE N	St. Petersburg	Single Family with Acces	\$1,216,275	3,466	2024	\$23,359
150 18TH AVE N	St. Petersburg	Single Family with Acces	\$1,203,668	2,607	1925	\$22,696
635 28TH AVE N	St. Petersburg	Single Family with Acces	\$1,183,364	2,524	1926	\$24,012
820 7TH ST N	St. Petersburg	Single Family with Acces	\$1,172,841	3,653	2024	\$23,411
315 8TH AVE NE	St. Petersburg	Single Family with Acces	\$1,164,289	3,230	1925	\$28,902
2962 12TH ST N	St. Petersburg	Single Family with Acces	\$1,147,575	3,929	2024	\$23,680
454 12TH AVE N	St. Petersburg	Single Family with Acces	\$1,123,640	3,316	2024	\$22,712
2912 12TH ST N	St. Petersburg	Single Family with Acces	\$1,122,480	3,526	2024	\$24,156
2972 12TH ST N	St. Petersburg	Single Family with Acces	\$1,121,433	3,312	2024	\$23,120
335 13TH AVE NE	St. Petersburg	Single Family with Acces	\$1,116,090	1,868	1925	\$21,363
746 29TH AVE N	St. Petersburg	Single Family with Acces	\$1,104,542	2,659	1949	\$22,782
2922 12TH ST N	St. Petersburg	Single Family with Acces	\$1,101,022	3,502	2024	\$22,613
12844 80TH AVE	Seminole	Single Family with Acces	\$1,097,937	3,981	1984	\$19,613
448 12TH AVE N	St. Petersburg	Single Family with Acces	\$1,095,670	3,294	2024	\$22,058
6342 5TH AVE N	St. Petersburg	Single Family with Acces	\$1,064,052	3,162	1926	\$20,374
654 35TH AVE N	St. Petersburg	Single Family with Acces	\$1,033,566	3,323	2024	\$365,004
4640 35TH AVE N	St. Petersburg	Single Family with Acces	\$1,029,576	3,188	2024	\$20,374
335 9TH AVE NE	St. Petersburg	Single Family with Acces	\$1,007,470	2,021	1920	\$20,351
449 12TH AVE N	St. Petersburg	Single Family with Acces	\$989,149	2,787	2024	\$20,428
3719 15TH ST N	St. Petersburg	Single Family with Acces	\$986,945	3,315	2023	\$18,547
2101 35TH ST S	St. Petersburg	Single Family with Acces	\$977,733	3,480	2024	\$19,055
2315 WOODLAWN CIR E	St. Petersburg	Single Family with Acces	\$963,690	2,809	1925	\$19,286
2830 2ND AVE N	St. Petersburg	Single Family with Acces	\$947,074	2,136	1925	\$18,081
6910 DARTMOUTH AVE N	St. Petersburg	Single Family with Acces	\$945,634	3,478	2024	\$16,239

Address	City	Type	Market Value	Sq Ft	Year	Annual Tax
2045 27TH AVE N	St. Petersburg	Single Family with Acces	\$944,811	3,745	2024	\$17,891
639 43RD AVE N	St. Petersburg	Single Family with Acces	\$915,319	4,518	1952	\$16,542
208 11TH AVE N	St. Petersburg	Single Family with Acces	\$912,343	2,066	1925	\$17,609
6900 DARTMOUTH AVE N	St. Petersburg	Single Family with Acces	\$907,962	3,479	2024	\$15,558
2738 16TH AVE N	St. Petersburg	Single Family with Acces	\$903,674	3,616	2024	\$17,312
781 ELDORADO AVE	Clearwater	Single Family with Acces	\$884,064	3,539	1935	\$27,070
2860 14TH AVE N	St. Petersburg	Single Family with Acces	\$867,743	2,651	2022	\$16,036
3440 3RD AVE S	St. Petersburg	Single Family with Acces	\$841,478	3,219	2024	\$16,939
458 36TH AVE N	St. Petersburg	Single Family with Acces	\$840,589	2,545	1960	\$17,324
3725 22ND AVE S	St. Petersburg	Single Family with Acces	\$839,905	3,330	2024	\$16,833
2545 4TH AVE N	St. Petersburg	Single Family with Acces	\$828,743	2,601	1972	\$15,109
463 39TH AVE NE	St. Petersburg	Single Family with Acces	\$818,110	2,113	2024	\$16,951
1744 29TH AVE N	St. Petersburg	Single Family with Acces	\$815,146	2,672	2023	\$15,283
2438 4TH AVE S	St. Petersburg	Single Family with Acces	\$813,756	2,228	2023	\$17,166
652 10TH AVE S	St. Petersburg	Single Family with Acces	\$812,539	2,841	2018	\$18,097
8608 LONGWOOD DR	Seminole	Single Family with Acces	\$808,108	4,569	1981	\$14,726
2863 BURLINGTON AVE N	St. Petersburg	Single Family with Acces	\$805,190	1,824	1935	\$14,678
464 20TH AVE	Indian Rocks Beach	Single Family with Acces	\$802,411	1,809	1966	\$19,665
2922 4TH AVE S	St. Petersburg	Single Family with Acces	\$802,060	2,424	2019	\$16,557
1420 11TH AVE N	St. Petersburg	Single Family with Acces	\$760,645	1,740	1941	\$13,475
537 GROVE ST N	St. Petersburg	Single Family with Acces	\$756,396	1,756	2002	\$14,674
3016 2ND AVE N	St. Petersburg	Single Family with Acces	\$724,529	1,725	1926	\$12,884
1110 13TH ST N	St. Petersburg	Single Family with Acces	\$719,082	1,641	1925	\$12,604
2101 14TH ST N	St. Petersburg	Single Family with Acces	\$693,778	1,998	1925	\$12,194
787 23RD AVE N	St. Petersburg	Single Family with Acces	\$689,313	1,855	1924	\$13,242

Address	City	Type	Market Value	Sq Ft	Year	Annual Tax
2152 7TH AVE N	St. Petersburg	Single Family with Acces	\$686,302	2,284	1948	\$12,600
1826 42ND ST S	St. Petersburg	Single Family with Acces	\$685,791	2,896	2024	\$13,764
732 27TH AVE N	St. Petersburg	Single Family with Acces	\$685,252	1,716	1925	\$13,214
2730 37TH AVE N	St. Petersburg	Single Family with Acces	\$682,205	2,291	2024	\$12,010
1000 30TH AVE N	St. Petersburg	Single Family with Acces	\$681,035	1,887	1930	\$11,504
628 32ND AVE N	St. Petersburg	Single Family with Acces	\$672,008	3,754	2025	\$27,206
3035 1ST AVE S	St. Petersburg	Single Family with Acces	\$666,417	2,068	2024	\$12,663
3021 1ST AVE S	St. Petersburg	Single Family with Acces	\$665,463	2,168	2024	\$12,663
2019 3RD AVE N	St. Petersburg	Single Family with Acces	\$660,273	1,588	1997	\$12,453
525 49TH ST N	St. Petersburg	Single Family with Acces	\$659,217	2,322	1926	\$12,846
927 CRESCENT LAKE DR N	St. Petersburg	Single Family with Acces	\$658,352	1,696	1916	\$12,427
3045 1ST AVE S	St. Petersburg	Single Family with Acces	\$651,583	2,000	2024	\$12,378
3023 1ST AVE S	St. Petersburg	Single Family with Acces	\$650,985	2,100	2024	\$12,385
111 27TH AVE N	St. Petersburg	Single Family with Acces	\$646,278	2,052	1948	\$17,870
825 4TH ST S	Safety Harbor	Single Family with Acces	\$643,790	1,496	2006	\$9,795
3835 1ST AVE N	St. Petersburg	Single Family with Acces	\$638,421	2,303	2022	\$13,900
3015 1ST AVE S	St. Petersburg	Single Family with Acces	\$635,292	2,068	2024	\$12,085
3017 1ST AVE S	St. Petersburg	Single Family with Acces	\$635,292	2,068	2024	\$12,085
2121 DARTMOUTH AVE N	St. Petersburg	Single Family with Acces	\$632,783	1,360	1925	\$12,596
3524 40TH ST N	St. Petersburg	Single Family with Acces	\$630,778	2,395	2012	\$12,394
1131 JUNGLE AVE N	St. Petersburg	Single Family with Acces	\$626,232	3,201	1971	\$14,351
115 11TH AVE N	St. Petersburg	Single Family with Acces	\$626,112	3,416	2025	\$32,044
111 HARBOR BLUFF DR	Largo	Single Family with Acces	\$609,545	2,561	1955	\$14,976
2864 1ST AVE S	St. Petersburg	Single Family with Acces	\$600,418	1,772	1951	\$11,302
927 6TH ST N	St. Petersburg	Single Family with Acces	\$598,135	1,904	2024	\$11,835

Address	City	Type	Market Value	Sq Ft	Year	Annual Tax
4501 20TH AVE S	St. Petersburg	Single Family with Acces	\$596,295	2,172	2024	\$12,042
959 NEWTON AVE S	St. Petersburg	Single Family with Acces	\$595,322	2,368	2024	\$11,758
9822 132ND ST	Seminole	Single Family with Acces	\$595,088	2,490	1984	\$9,639
3042 20TH AVE S	St. Petersburg	Single Family with Acces	\$587,119	2,093	2023	\$11,981
4655 19TH AVE S	St. Petersburg	Single Family with Acces	\$585,846	2,536	2024	\$11,823
1180 26TH AVE N	St. Petersburg	Single Family with Acces	\$580,801	1,545	1947	\$11,648
3019 2ND AVE N	St. Petersburg	Single Family with Acces	\$578,957	1,745	1926	\$11,576
109 11TH AVE N	St. Petersburg	Single Family with Acces	\$570,029	3,516	2025	\$32,827
925 17TH AVE S	St. Petersburg	Single Family with Acces	\$569,188	2,728	1950	\$11,113
1200 NORWOOD AVE	Clearwater	Single Family with Acces	\$559,186	2,467	1955	\$9,903
765 29TH AVE N	St. Petersburg	Single Family with Acces	\$558,213	3,645	2025	\$33,602
2560 4TH AVE S	St. Petersburg	Single Family with Acces	\$558,002	1,736	1930	\$11,737
1200 22ND AVE N	St. Petersburg	Single Family with Acces	\$554,861	1,582	1942	\$9,677
532 HIGHLAND ST N	St. Petersburg	Single Family with Acces	\$551,794	1,980	1920	\$10,855
2563 1ST AVE S	St. Petersburg	Single Family with Acces	\$551,607	1,798	1926	\$10,329
2545 2ND AVE S	St. Petersburg	Single Family with Acces	\$549,072	1,993	1930	\$14,388
611 KIRKWOOD TER N	St. Petersburg	Single Family with Acces	\$545,491	1,286	1920	\$10,526
300 28TH AVE N	St. Petersburg	Single Family with Acces	\$544,465	3,304	2025	\$31,801
211 29TH AVE N	St. Petersburg	Single Family with Acces	\$544,465	3,387	2025	\$31,384
4111 2ND AVE S	St. Petersburg	Single Family with Acces	\$544,461	1,808	1972	\$10,971
1520 20TH AVE N	St. Petersburg	Single Family with Acces	\$542,739	1,617	1949	\$10,900
3045 21ST AVE S	St. Petersburg	Single Family with Acces	\$534,515	2,293	2024	\$10,770
4131 1ST AVE N	St. Petersburg	Single Family with Acces	\$533,349	2,084	1950	\$11,496
944 NEWTON AVE S	St. Petersburg	Single Family with Acces	\$530,074	2,037	2022	\$10,465
2011 DARTMOUTH AVE N	St. Petersburg	Single Family with Acces	\$528,093	1,422	1925	\$9,667

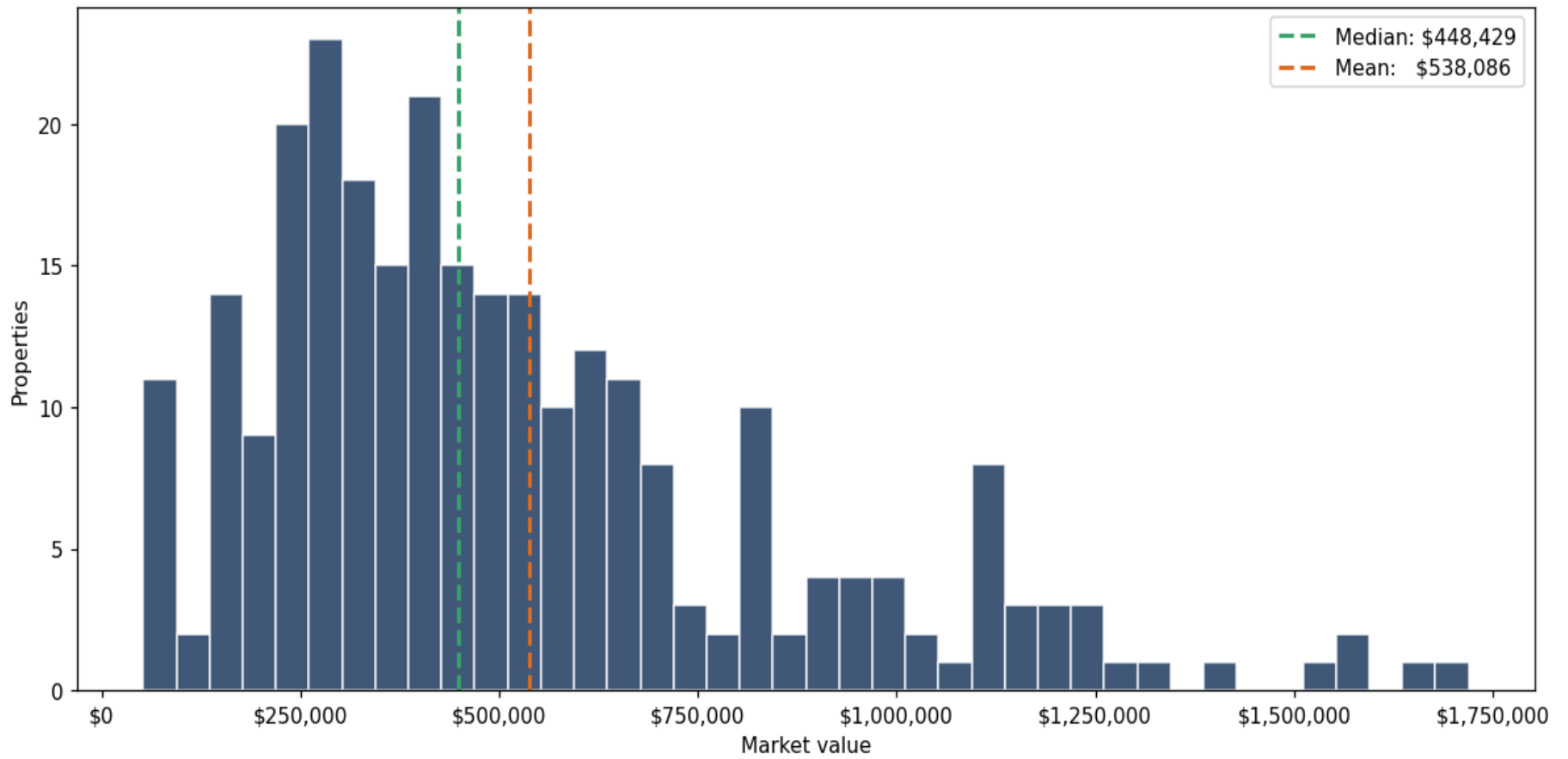
Address	City	Type	Market Value	Sq Ft	Year	Annual Tax
5685 109TH AVE	Pinellas Park	Single Family with Acces	\$527,610	2,700	1980	\$10,930
10832 54TH AVE N	St. Petersburg	Single Family with Acces	\$512,792	1,864	1966	\$10,963
1314 15TH ST N	St. Petersburg	Single Family with Acces	\$497,948	1,920	1950	\$11,844
2023 43RD ST S	St. Petersburg	Single Family with Acces	\$496,965	2,022	2024	\$10,087
2929 5TH AVE S	St. Petersburg	Single Family with Acces	\$496,465	2,156	1949	\$9,765
2035 43RD ST S	St. Petersburg	Single Family with Acces	\$496,196	2,018	2024	\$10,073
4145 10TH AVE N	St. Petersburg	Single Family with Acces	\$495,703	1,843	1946	\$10,287
600 12TH AVE S	St. Petersburg	Single Family with Acces	\$494,948	1,506	1998	\$12,576
2734 4TH AVE S	St. Petersburg	Single Family with Acces	\$490,505	1,714	2016	\$12,817
519 12TH AVE S	St. Petersburg	Single Family with Acces	\$486,828	1,447	1937	\$12,858
7629 135TH ST	Seminole	Single Family with Acces	\$486,797	3,080	1970	\$11,461
2601 3RD AVE S	St. Petersburg	Single Family with Acces	\$485,287	2,357	1938	\$15,460
305 28TH ST S	St. Petersburg	Single Family with Acces	\$480,796	1,543	1942	\$9,604
2545 1ST AVE S	St. Petersburg	Single Family with Acces	\$473,500	1,632	1925	\$11,331
6138 11TH AVE S	Gulfport	Single Family with Acces	\$471,916	1,624	1953	\$8,612
609 29TH AVE N	St. Petersburg	Single Family with Acces	\$470,289	2,303	1938	\$16,335
3950 16TH AVE N	St. Petersburg	Single Family with Acces	\$469,260	2,154	1974	\$8,036
510 13TH AVE S	St. Petersburg	Single Family with Acces	\$469,014	1,641	2007	\$9,479
2725 45TH WAY N	St. Petersburg	Single Family with Acces	\$466,745	1,979	1953	\$9,762
2861 12TH AVE N	St. Petersburg	Single Family with Acces	\$465,740	1,345	1947	\$8,431
235 24TH AVE SE	St. Petersburg	Single Family with Acces	\$465,586	3,514	2025	\$26,228
1426 28TH AVE N	St. Petersburg	Single Family with Acces	\$463,264	1,818	1951	\$13,030
777 43RD AVE N	St. Petersburg	Single Family with Acces	\$455,997	2,608	1978	\$10,855
3539 13TH AVE N	St. Petersburg	Single Family with Acces	\$450,562	2,055	1959	\$8,274
1501 31ST ST S	St. Petersburg	Single Family with Acces	\$448,740	1,924	1959	\$9,140

Address	City	Type	Market Value	Sq Ft	Year	Annual Tax
962 JAMES AVE S	St. Petersburg	Single Family with Acces	\$448,429	2,007	1925	\$9,117
1822 1ST ST SE	St. Petersburg	Single Family with Acces	\$442,328	1,908	1925	\$11,140
805 COUNTRY CLUB RD N	St. Petersburg	Single Family with Acces	\$439,676	1,978	1978	\$11,343
812 7TH AVE N	St. Petersburg	Single Family with Acces	\$434,359	3,504	2025	\$23,152
8462 8TH WAY N	St. Petersburg	Single Family with Acces	\$430,674	1,515	1957	\$7,915
4056 18TH AVE S	St. Petersburg	Single Family with Acces	\$429,431	2,427	1925	\$8,783
5534 17TH AVE N	St. Petersburg	Single Family with Acces	\$425,425	1,693	1971	\$8,784
1430 29TH ST S	St. Petersburg	Single Family with Acces	\$423,031	1,880	2004	\$8,548
769 KIRKWOOD TER N	St. Petersburg	Single Family with Acces	\$422,664	1,189	1940	\$10,681
2835 12TH ST N	St. Petersburg	Single Family with Acces	\$421,046	3,472	2025	\$24,925
809 19TH AVE S	St. Petersburg	Single Family with Acces	\$419,927	2,006	1932	\$8,400
2027 43RD ST S	St. Petersburg	Single Family with Acces	\$415,959	1,883	1925	\$8,570
620 15TH AVE S	St. Petersburg	Single Family with Acces	\$410,407	1,631	2024	\$8,218
6735 POINSETTIA AVE S	St. Petersburg	Single Family with Acces	\$410,129	2,286	1925	\$11,543
786 26TH AVE N	St. Petersburg	Single Family with Acces	\$409,580	3,730	2025	\$24,476
1918 46TH ST S	St. Petersburg	Single Family with Acces	\$405,092	1,482	2024	\$8,351
855 14TH AVE N	St. Petersburg	Single Family with Acces	\$404,237	3,032	2025	\$19,779
701 38TH AVE N	St. Petersburg	Single Family with Acces	\$403,576	1,728	1925	\$7,274
537 24TH AVE N	St. Petersburg	Single Family with Acces	\$402,226	3,900	2025	\$29,118
917 56TH AVE N	St. Petersburg	Single Family with Acces	\$401,520	1,596	1950	\$7,228
2950 2ND AVE S	St. Petersburg	Single Family with Acces	\$400,612	1,083	1949	\$8,671
116 24TH AVE S	St. Petersburg	Single Family with Acces	\$400,147	3,714	2025	\$25,513
3030 5TH AVE N	St. Petersburg	Single Family with Acces	\$400,064	1,246	1948	\$7,568
724 16TH AVE N	St. Petersburg	Single Family with Acces	\$397,001	3,399	2025	\$24,233
716 16TH AVE N	St. Petersburg	Single Family with Acces	\$397,001	3,359	2025	\$26,230

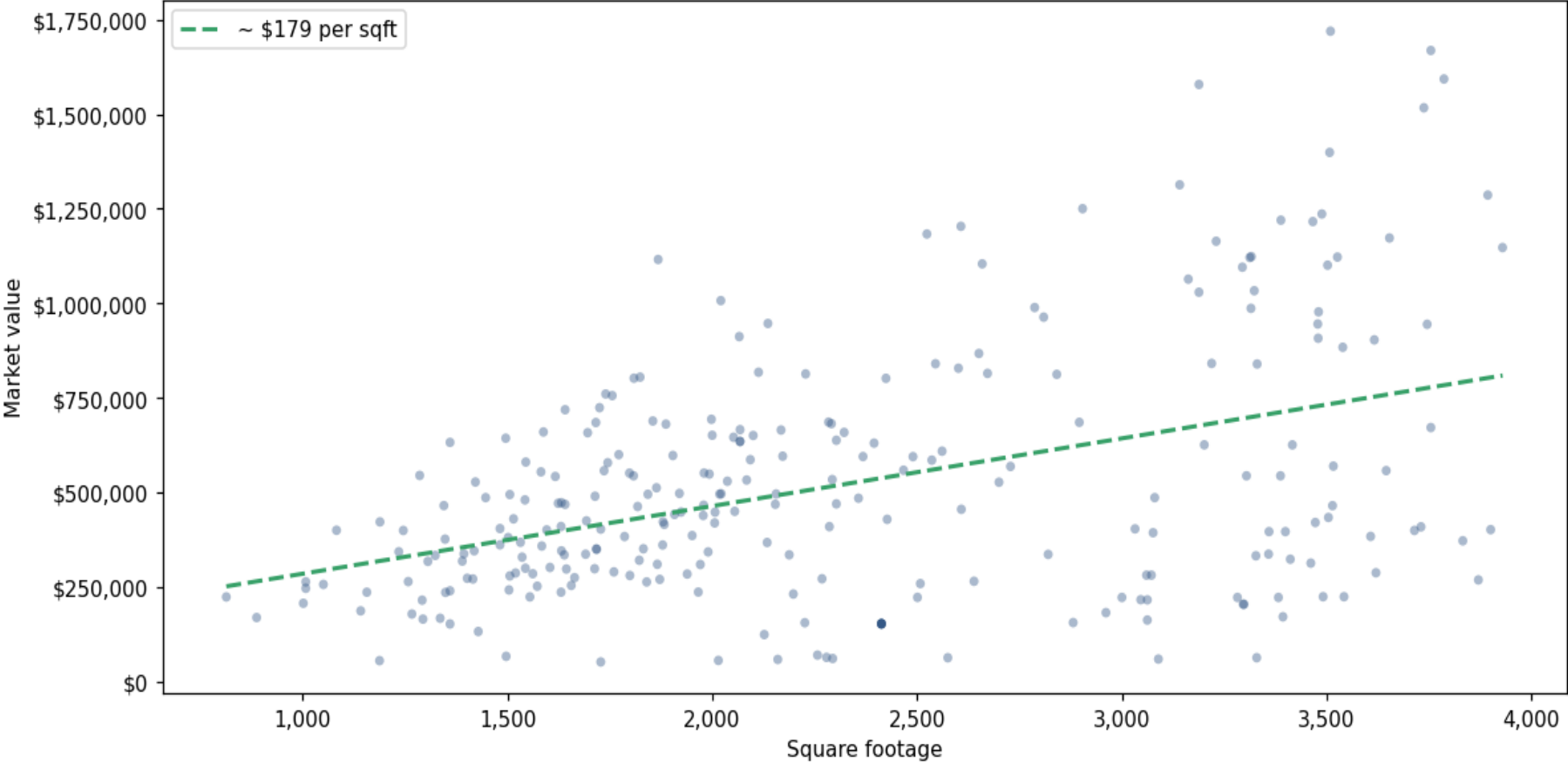
Address	City	Type	Market Value	Sq Ft	Year	Annual Tax
620 33RD AVE N	St. Petersburg	Single Family with Acces	\$394,107	3,076	2025	\$22,082
716 29TH AVE S	St. Petersburg	Single Family with Acces	\$386,597	1,951	1946	\$6,997
246 23RD AVE SE	St. Petersburg	Single Family with Acces	\$384,358	3,607	2025	\$25,310
1710 42ND ST S	St. Petersburg	Single Family with Acces	\$383,984	1,786	1968	\$7,760
4801 6TH AVE S	St. Petersburg	Single Family with Acces	\$381,268	1,502	1946	\$7,764
2551 15TH AVE N	St. Petersburg	Single Family with Acces	\$377,200	1,348	1925	\$6,979
265 23RD AVE SE	St. Petersburg	Single Family with Acces	\$372,686	3,832	2025	\$26,973
4301 2ND AVE S	St. Petersburg	Single Family with Acces	\$368,781	1,532	1947	\$8,492
1219 MELROSE AVE S	St. Petersburg	Single Family with Acces	\$368,210	2,134	1951	\$7,351
2651 2ND AVE S	St. Petersburg	Single Family with Acces	\$362,010	1,482	1939	\$9,842
2808 HONEY BEAR CT	Palm Harbor	Single Family with Acces	\$361,629	1,879	1982	\$9,210
6706 50TH AVE N	St. Petersburg	Single Family with Acces	\$358,954	1,584	1958	\$8,077
1300 MELROSE AVE S	St. Petersburg	Single Family with Acces	\$351,657	1,832	1952	\$7,033
3501 14TH ST N	St. Petersburg	Single Family with Acces	\$351,317	1,717	1952	\$10,054
6325 9TH AVE S	Gulfport	Single Family with Acces	\$350,213	1,718	1951	\$6,814
4631 QUEENSBORO AVE S	St. Petersburg	Single Family with Acces	\$346,235	1,419	1954	\$7,048
5218 1ST AVE S	St. Petersburg	Single Family with Acces	\$346,194	1,632	1926	\$7,577
3111 21ST ST N	St. Petersburg	Single Family with Acces	\$343,743	1,235	1949	\$5,840
2421 2ND AVE S	St. Petersburg	Single Family with Acces	\$343,348	1,990	1925	\$12,345
4243 1ST AVE S	St. Petersburg	Single Family with Acces	\$338,377	1,394	1938	\$6,690
1512 JUNGLE AVE N	St. Petersburg	Single Family with Acces	\$337,547	3,358	2025	\$19,960
5235 37TH WAY S	St. Petersburg	Single Family with Acces	\$337,326	1,691	1958	\$6,713
2101 3RD AVE N	St. Petersburg	Single Family with Acces	\$336,821	2,820	2025	\$24,356
7313 8TH AVE N	St. Petersburg	Single Family with Acces	\$335,697	2,188	1952	\$10,627
326 25TH ST S	St. Petersburg	Single Family with Acces	\$335,603	1,639	1956	\$12,034

Address	City	Type	Market Value	Sq Ft	Year	Annual Tax
2735 4TH AVE S	St. Petersburg	Single Family with Acces	\$334,115	1,324	1920	\$10,159
1038 26TH AVE N	St. Petersburg	Single Family with Acces	\$333,140	3,327	2025	\$23,130
1780 SCRANTON ST S	St. Petersburg	Single Family with Acces	\$329,574	1,536	1948	\$6,598
2701 13TH ST N	St. Petersburg	Single Family with Acces	\$324,020	3,411	2025	\$25,918
4191 WALNUT ST NE	St. Petersburg	Single Family with Acces	\$321,322	1,822	1957	\$5,598
4200 3RD AVE S	St. Petersburg	Single Family with Acces	\$319,049	1,390	1952	\$6,382
440 22ND ST N	St. Petersburg	Single Family with Acces	\$318,382	1,306	1925	\$9,121
116 19TH AVE SE	St. Petersburg	Single Family with Acces	\$313,748	3,461	2025	\$26,205
5043 10TH AVE N	St. Petersburg	Single Family with Acces	\$310,699	1,866	1963	\$9,082
7225 6TH AVE N	St. Petersburg	Single Family with Acces	\$310,152	1,971	1951	\$10,343
2506 AUBURN ST S	St. Petersburg	Single Family with Acces	\$302,242	1,604	1952	\$6,227
5163 4TH AVE S	St. Petersburg	Single Family with Acces	\$300,209	1,544	1954	\$8,851

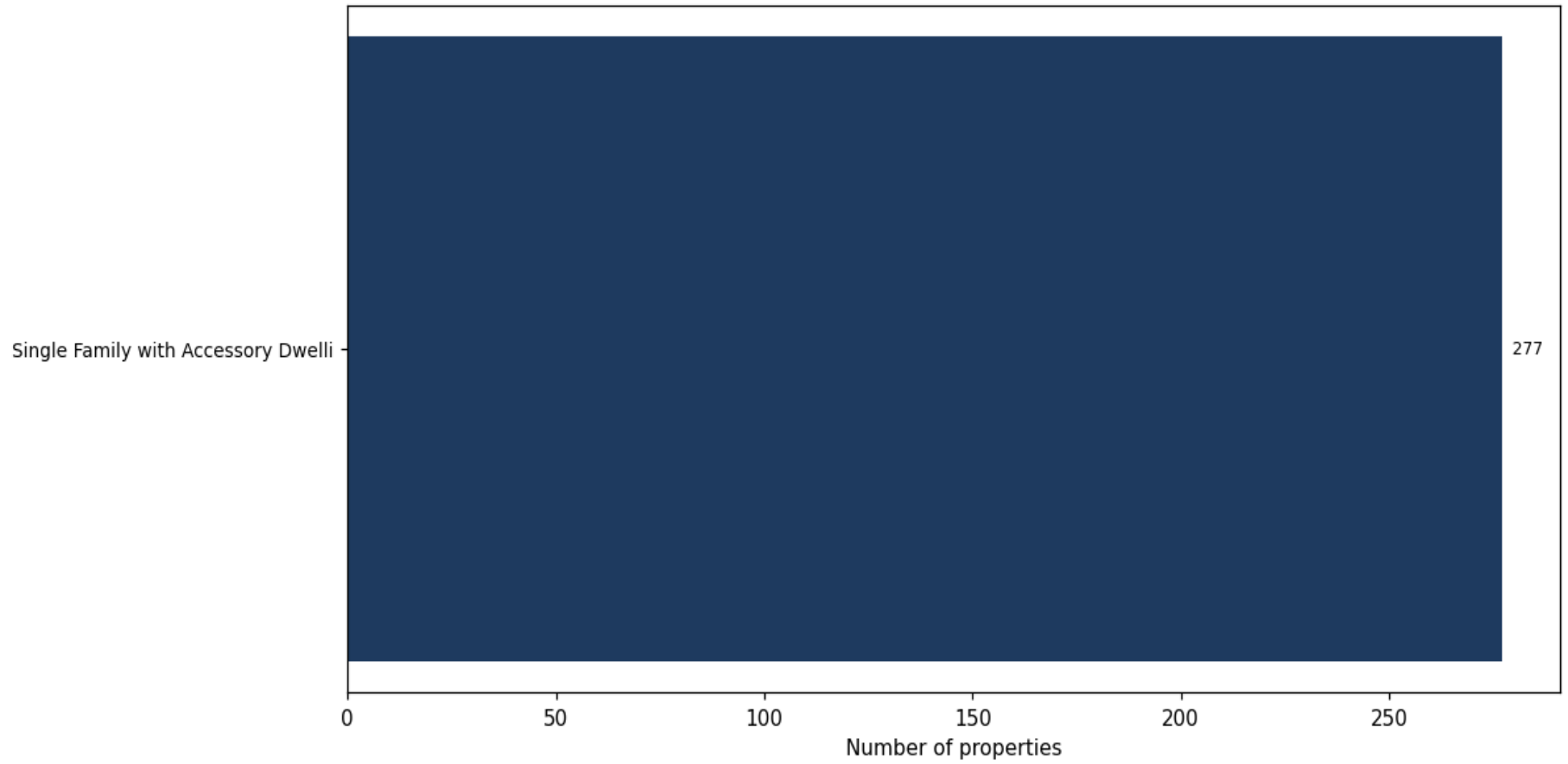
Market value distribution (n=277, top 1% trimmed for readability)



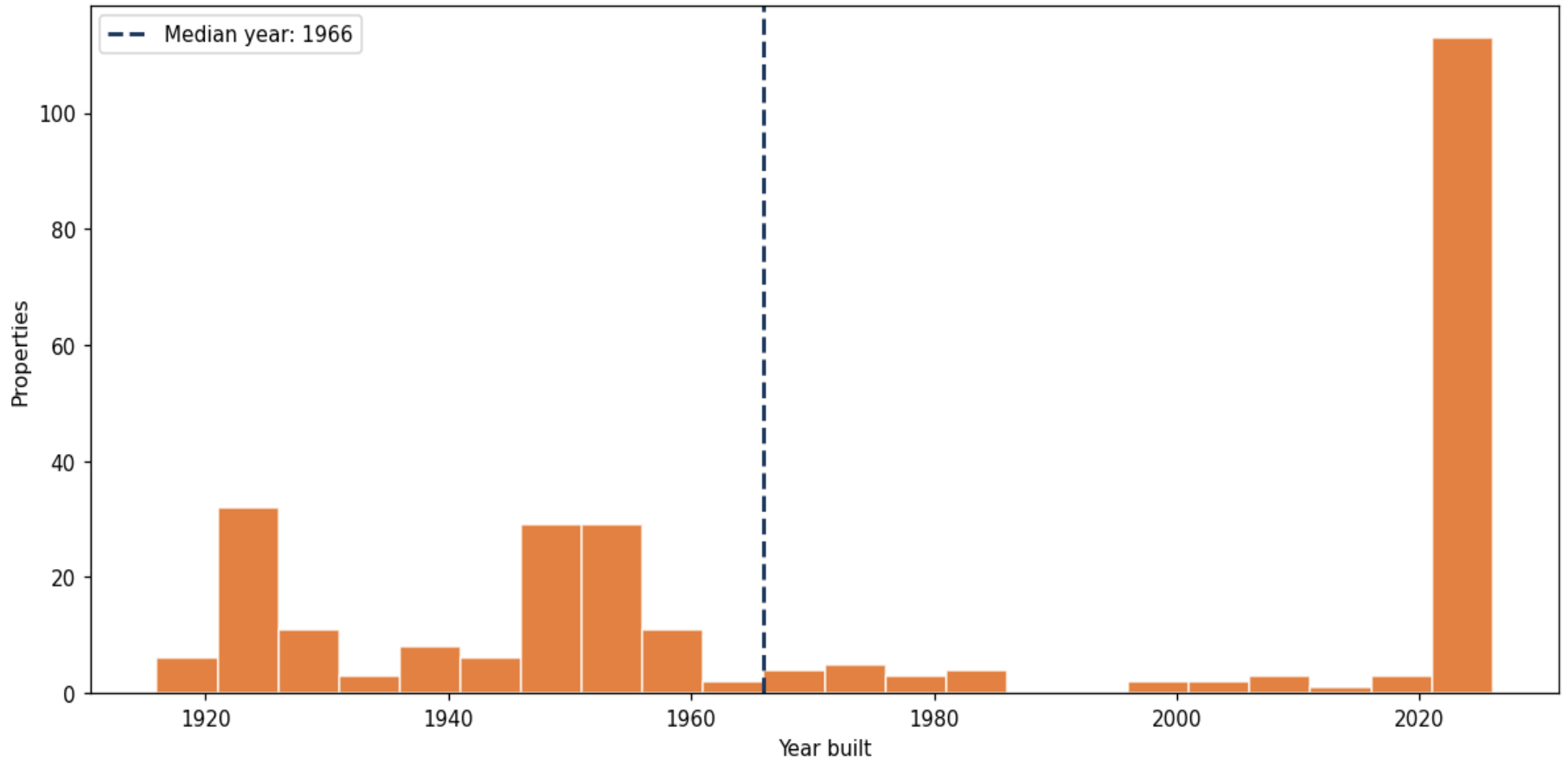
Building size vs. market value (n=271, outliers trimmed)



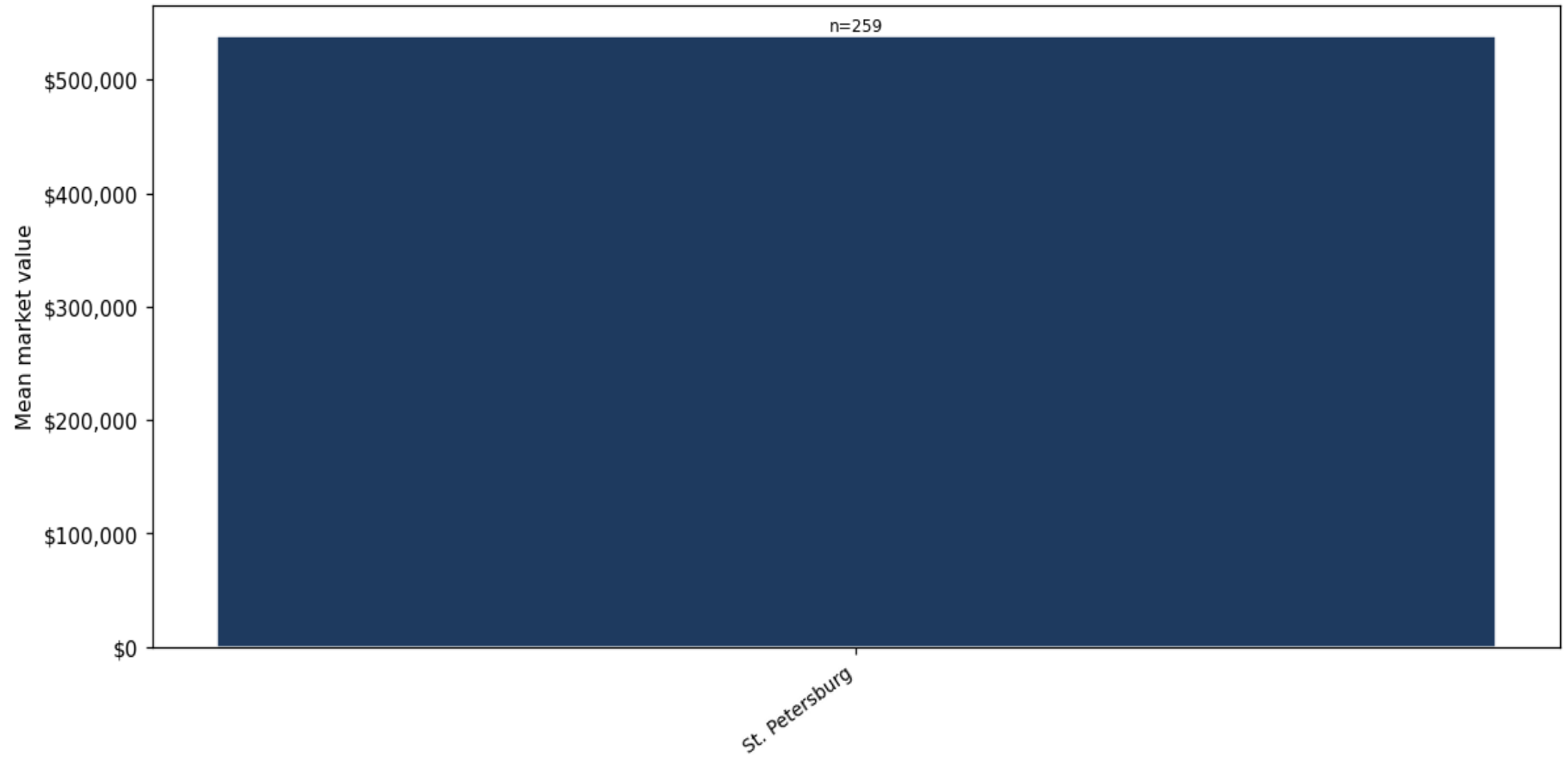
Top property types by count



Year built distribution (5-year buckets)



Mean market value by city (cities with ≥ 50 matches)



Market value vs. assessed value (gap = untaxed appreciation)

