

Pinellas Property Market Report

23 matching properties • May 30, 2026

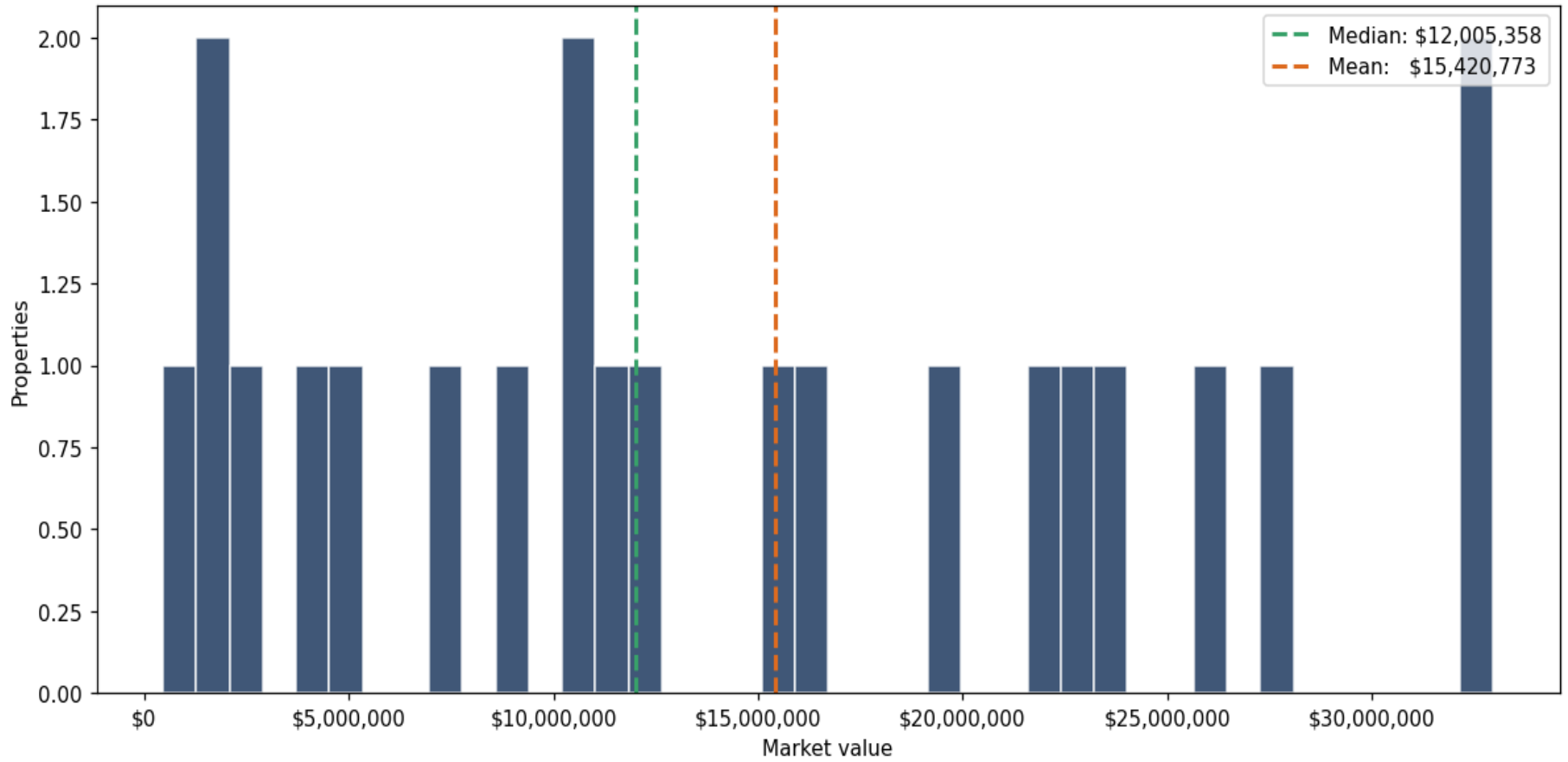
Filters applied	Headline numbers
Property type: Public Colleges, SPC, USF	Properties matched: 23
	Median market value: \$12,005,358
	Mean market value: \$15,420,773
	Min / Max: \$461,366 / \$39,593,469
	Mean square footage: 107,770

Top 23 properties by market value

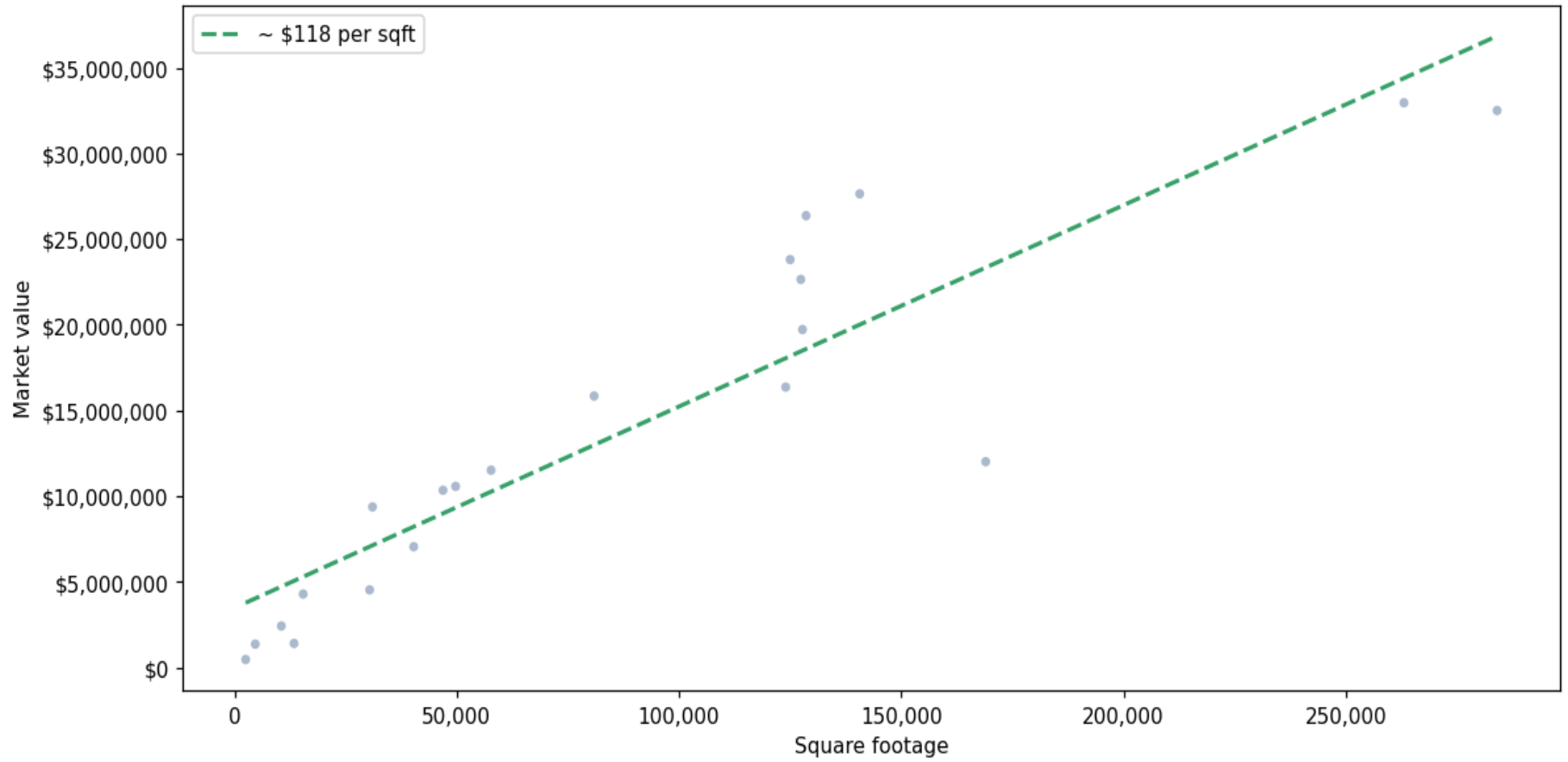
Address	City	Type	Market Value	Sq Ft	Year	Annual Tax
140 7TH AVE S	St. Petersburg	Public Colleges, SPC, US	\$39,593,469	234,002	1928	\$952,390
6700 8TH AVE N	St. Petersburg	Public Colleges, SPC, US	\$32,952,665	263,050	1960	\$644,569
2465 DREW ST	Clearwater	Public Colleges, SPC, US	\$32,501,742	284,000	1970	\$580,887
38500 US HIGHWAY 19 N	Tarpon Springs	Public Colleges, SPC, US	\$27,636,391	140,644	1988	\$472,729
500 2ND ST S	St. Petersburg	Public Colleges, SPC, US	\$26,363,172	128,580	2006	\$479,722
355 6TH AVE S	St. Petersburg	Public Colleges, SPC, US	\$23,800,892	125,000	2020	\$427,836
13805 58TH ST N	Largo	Public Colleges, SPC, US	\$22,645,423	127,392	1995	\$435,521
250 5TH AVE S	St. Petersburg	Public Colleges, SPC, US	\$22,000,000	371,500	2006	\$468,113
3200 34TH ST S	St. Petersburg	Public Colleges, SPC, US	\$19,718,337	127,780	1960	\$366,643
244 2ND AVE N	St. Petersburg	Public Colleges, SPC, US	\$16,358,491	124,000	1961	\$320,200
200 6TH AVE S	St. Petersburg	Public Colleges, SPC, US	\$15,838,389	80,901	2013	\$287,414
7200 66TH ST N	Pinellas Park	Public Colleges, SPC, US	\$12,005,358	168,984	1976	\$267,240
601 4TH ST S	St. Petersburg	Public Colleges, SPC, US	\$11,509,216	57,736	2000	\$207,454

Address	City	Type	Market Value	Sq Ft	Year	Annual Tax
1300 22ND ST S	St. Petersburg	Public Colleges, SPC, US	\$10,564,279	49,756	2015	\$217,627
14025 58TH ST N	Largo	Public Colleges, SPC, US	\$10,339,610	46,921	2005	\$188,491
12376 ULMERTON RD	Largo	Public Colleges, SPC, US	\$9,367,154	31,062	2011	\$167,538
14155 58TH ST N	Largo	Public Colleges, SPC, US	\$7,043,712	40,328	1985	\$139,144
6710 PARK BLVD	Pinellas Park	Public Colleges, SPC, US	\$4,525,498	30,412	2008	\$96,397
253 5TH AVE N	St. Petersburg	Public Colleges, SPC, US	\$4,281,065	15,462	1925	\$85,624
1048 22ND ST S	St. Petersburg	Public Colleges, SPC, US	\$2,416,566	10,556	2003	\$48,153
1201 22ND ST S	St. Petersburg	Public Colleges, SPC, US	\$1,397,420	13,414	1982	\$25,305
2401 DREW ST	Clearwater	Public Colleges, SPC, US	\$1,357,573	4,689	2000	\$34,264
6125 13TH AVE S	Gulfport	Public Colleges, SPC, US	\$461,366	2,530	1951	\$8,235

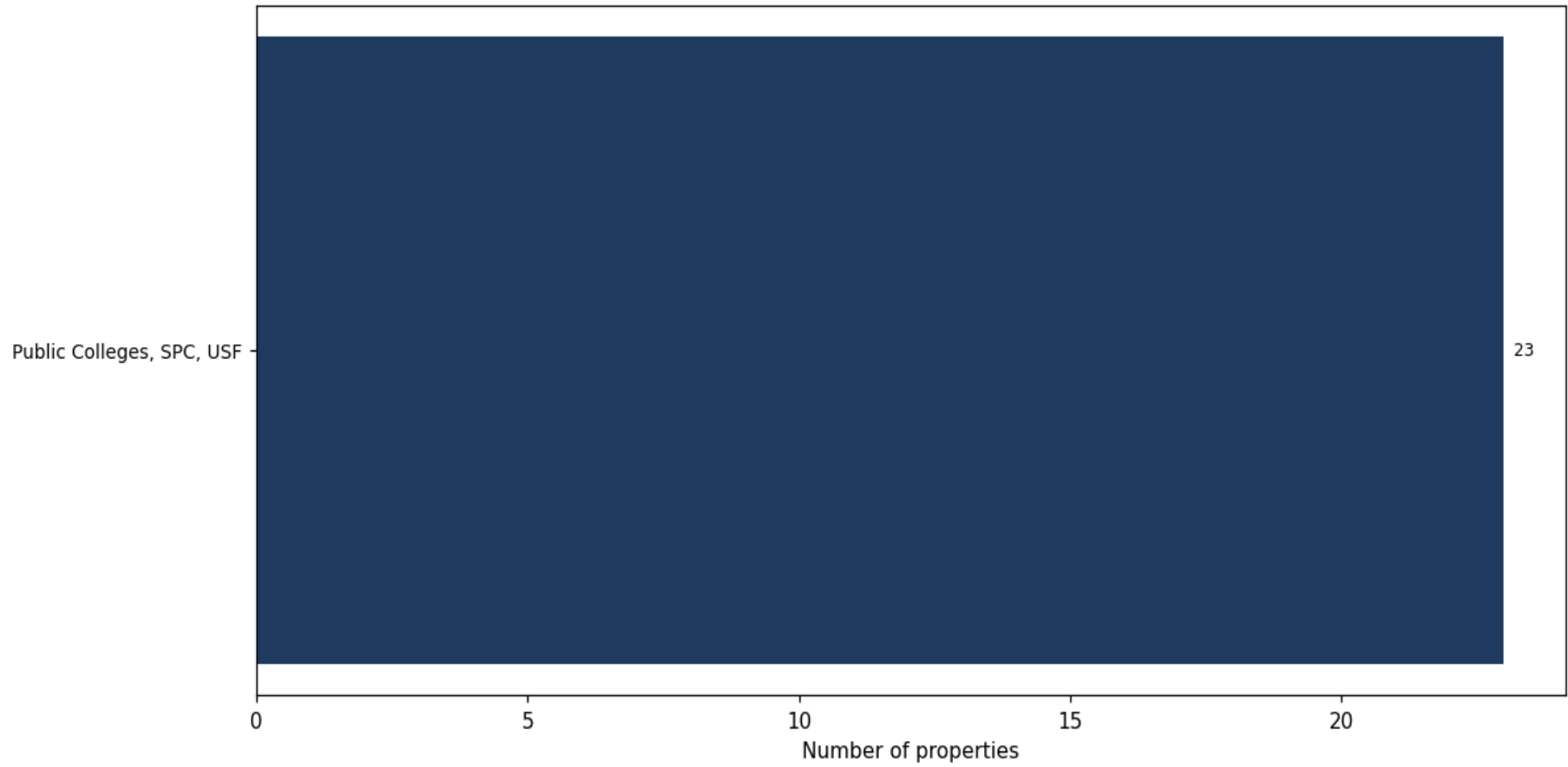
Market value distribution (n=23, top 1% trimmed for readability)



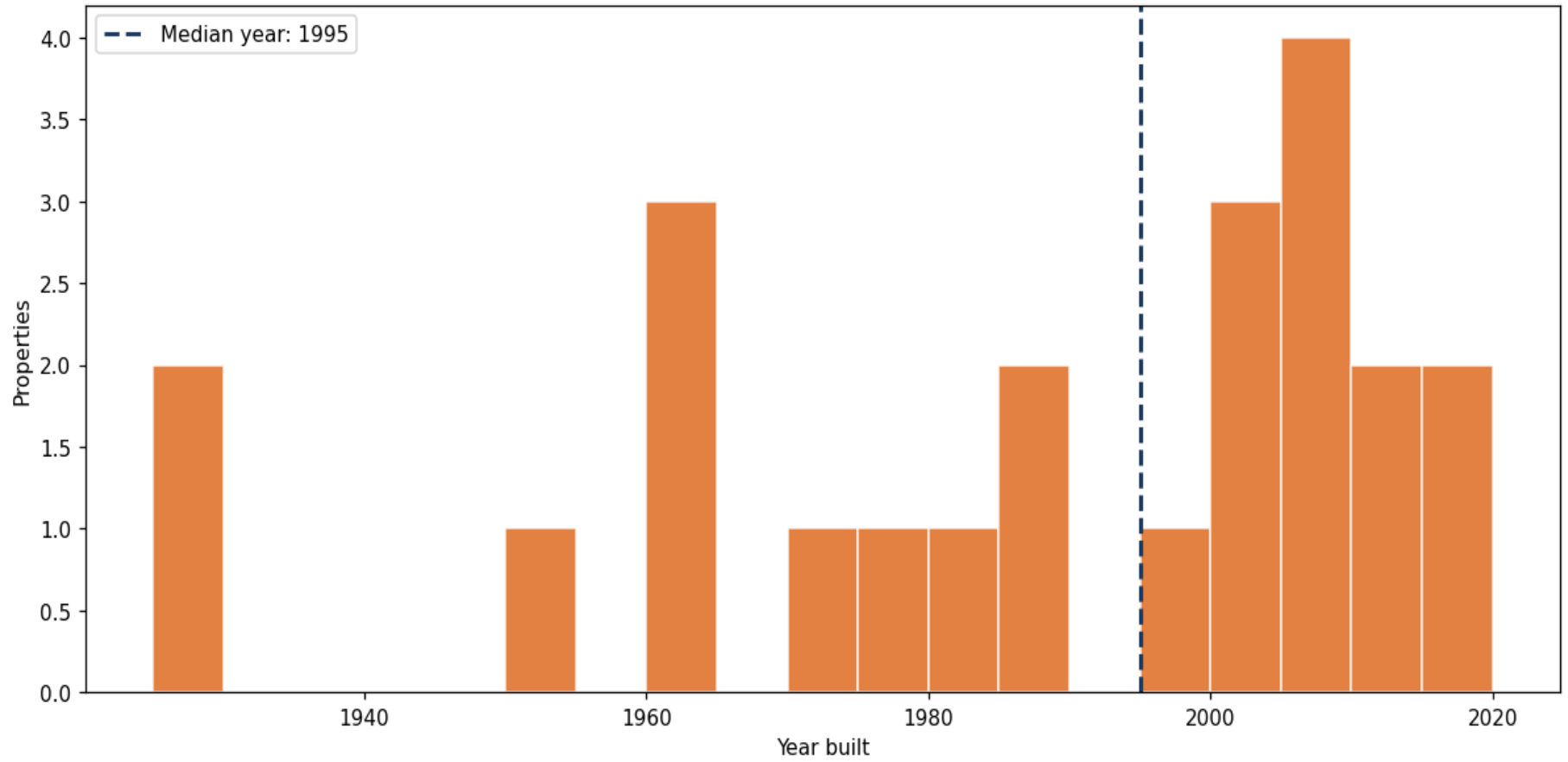
Building size vs. market value (n=21, outliers trimmed)



Top property types by count



Year built distribution (5-year buckets)



Market value vs. assessed value (gap = untaxed appreciation)

