

Pinellas Property Market Report

14 matching properties • May 30, 2026

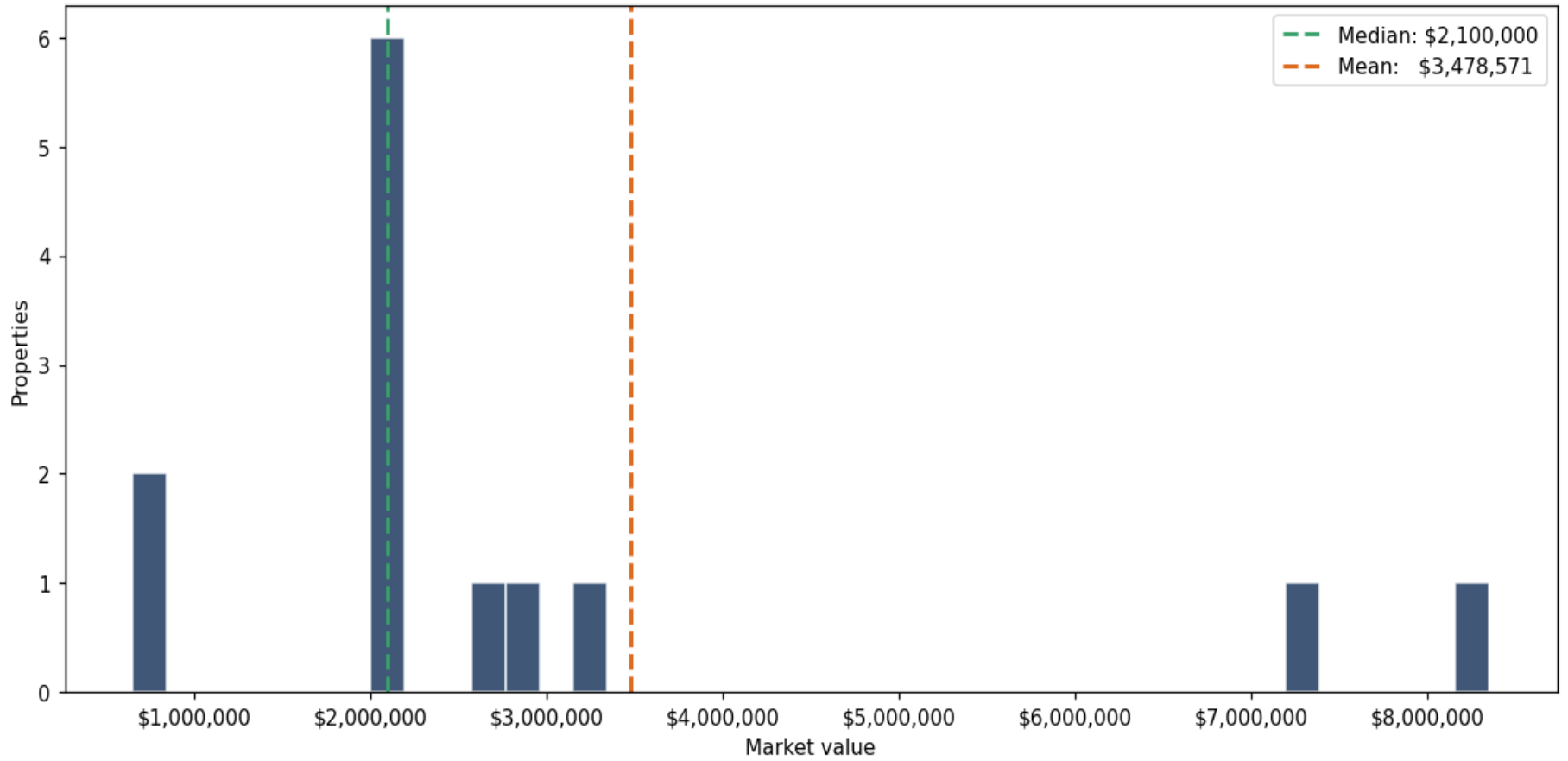
Filters applied	Headline numbers
Property type: Parking Garage - Condo	Properties matched: 14
	Median market value: \$2,100,000
	Mean market value: \$3,478,571
	Min / Max: \$650,000 / \$10,400,000
	Mean square footage: 34,504

Top 14 properties by market value

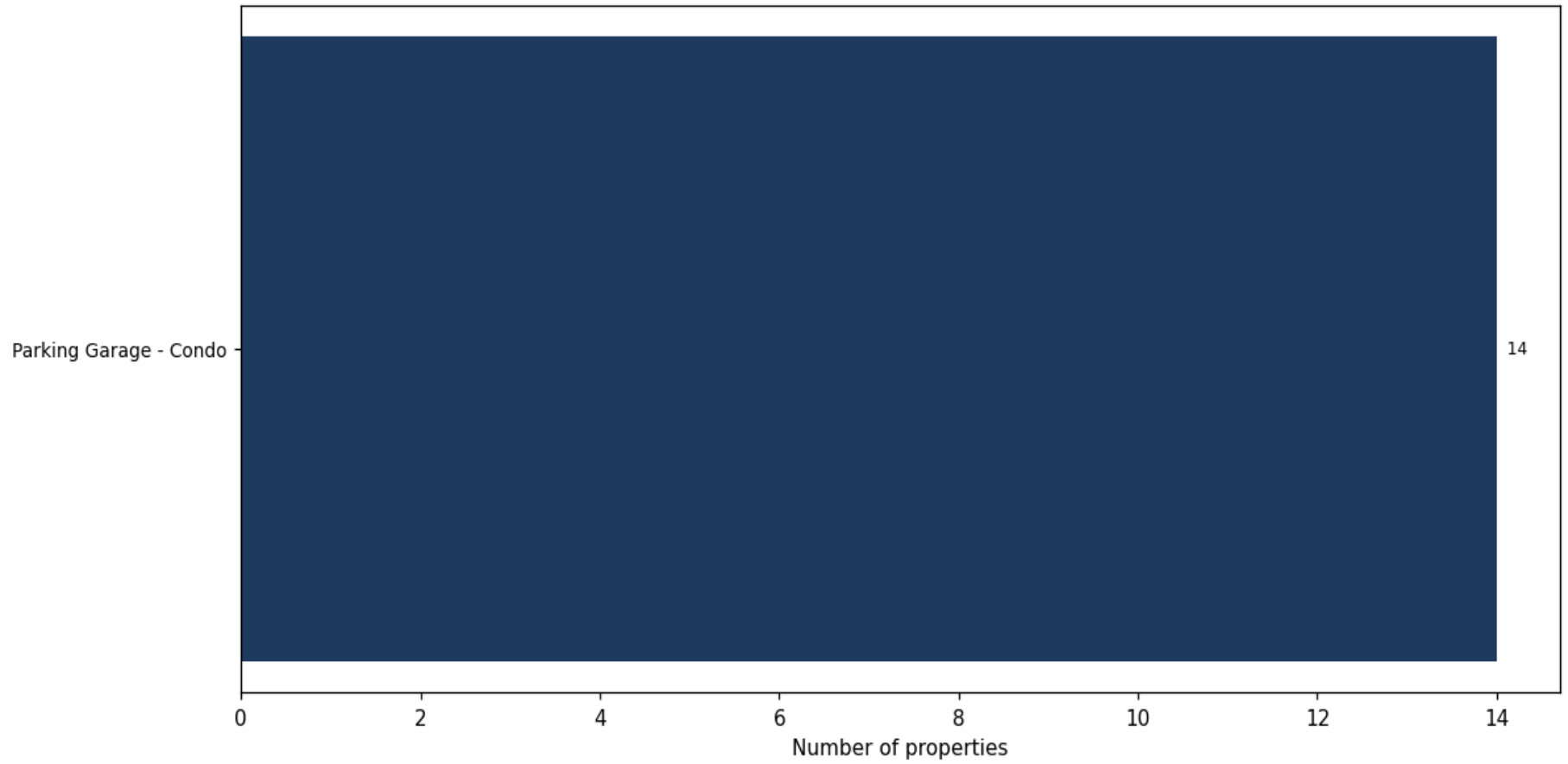
Address	City	Type	Market Value	Sq Ft	Year	Annual Tax
301 S GULFVIEW BLVD	Clearwater	Parking Garage - Condo	\$10,400,000	296,876	2010	\$193,522
320 CORONADO DR	Clearwater	Parking Garage - Condo	\$8,350,000		2011	\$162,558
490 POINSETTIA AVE	Clearwater	Parking Garage - Condo	\$7,300,000		2016	\$143,690
501 BROOKER CREEK BLVD	Oldsmar	Parking Garage - Condo	\$3,300,000	148,950	2004	\$57,807
490 POINSETTIA AVE	Clearwater	Parking Garage - Condo	\$2,800,000		2016	\$55,347
490 POINSETTIA AVE	Clearwater	Parking Garage - Condo	\$2,600,000		2016	\$51,380
117 2ND ST N # 2	St. Petersburg	Parking Garage - Condo	\$2,100,000		2000	\$42,827
117 2ND ST N # 4	St. Petersburg	Parking Garage - Condo	\$2,100,000		2000	\$42,827
117 2ND ST N # 6	St. Petersburg	Parking Garage - Condo	\$2,100,000		2000	\$42,827
117 2ND ST N # 3	St. Petersburg	Parking Garage - Condo	\$2,100,000		2000	\$42,827
117 2ND ST N # 5	St. Petersburg	Parking Garage - Condo	\$2,100,000		2000	\$42,827
117 2ND ST N # 7	St. Petersburg	Parking Garage - Condo	\$2,050,000		2000	\$40,835
501 BROOKER CREEK BLVD	Oldsmar	Parking Garage - Condo	\$750,000	37,235	2004	\$13,138

Address	City	Type	Market Value	Sq Ft	Year	Annual Tax
490 POINSETTIA AVE	Clearwater	Parking Garage - Condo	\$650,000		2016	\$12,869

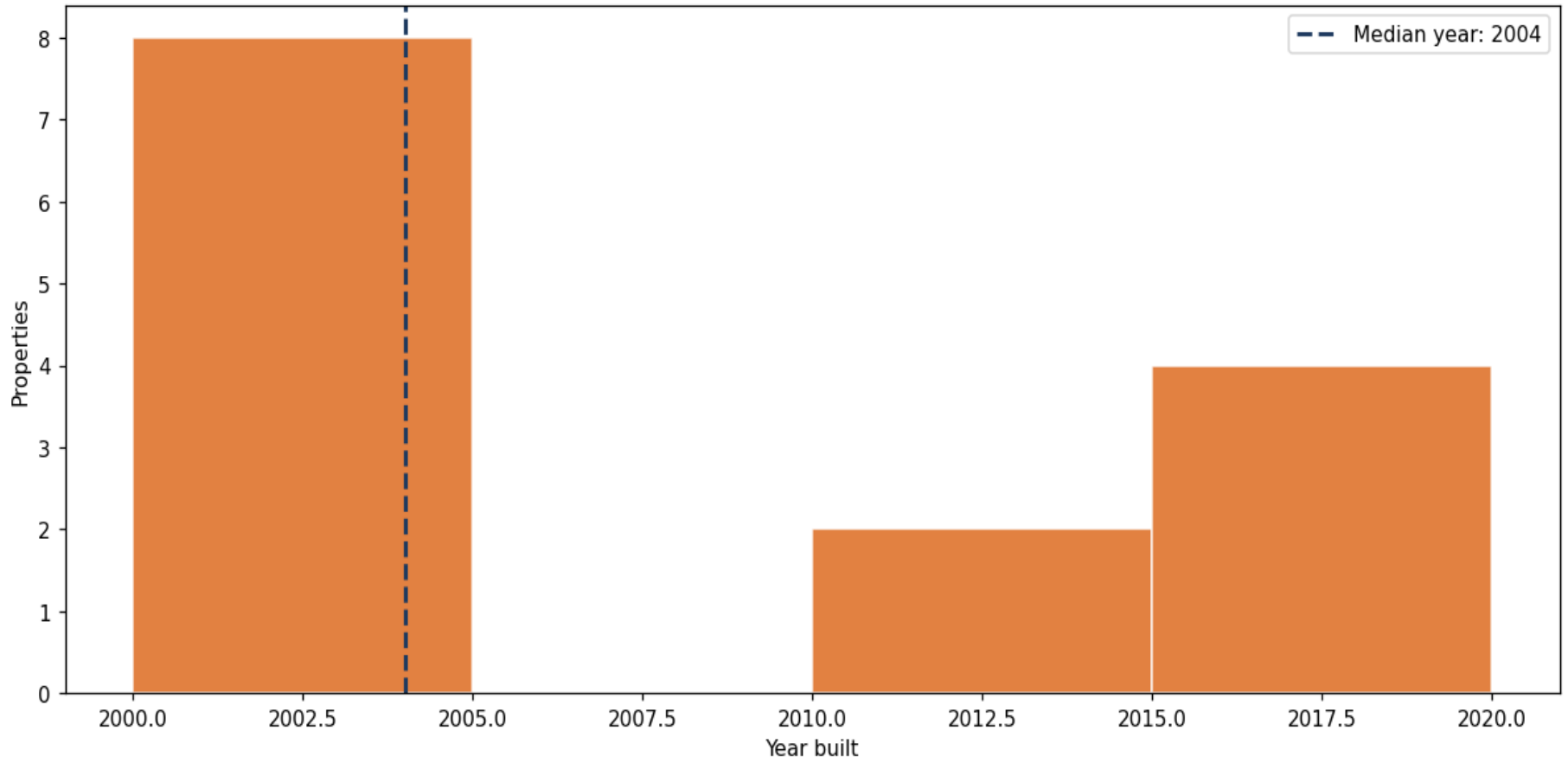
Market value distribution (n=14, top 1% trimmed for readability)



Top property types by count



Year built distribution (5-year buckets)



Market value vs. assessed value (gap = untaxed appreciation)

