

Pinellas Property Market Report

19 matching properties • May 30, 2026

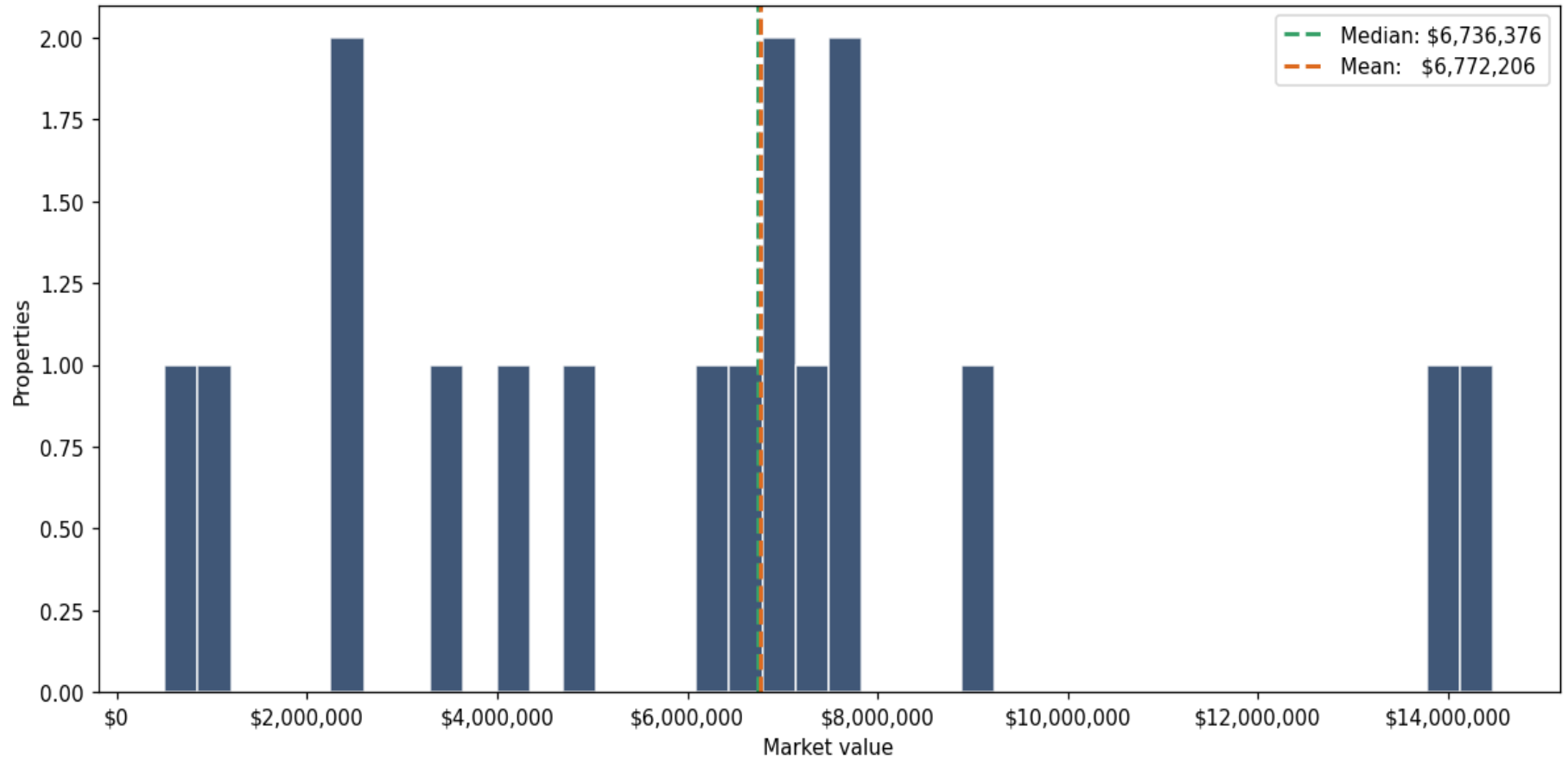
| Filters applied | Headline numbers |
|-----------------------------|----------------------------------|
| Property type: Paid Parking | Properties matched: 19 |
| | Median market value: \$6,600,000 |
| | Mean market value: \$6,415,775 |
| | Min / Max: \$0 / \$15,826,557 |
| | Mean square footage: 75,736 |

Top 19 properties by market value

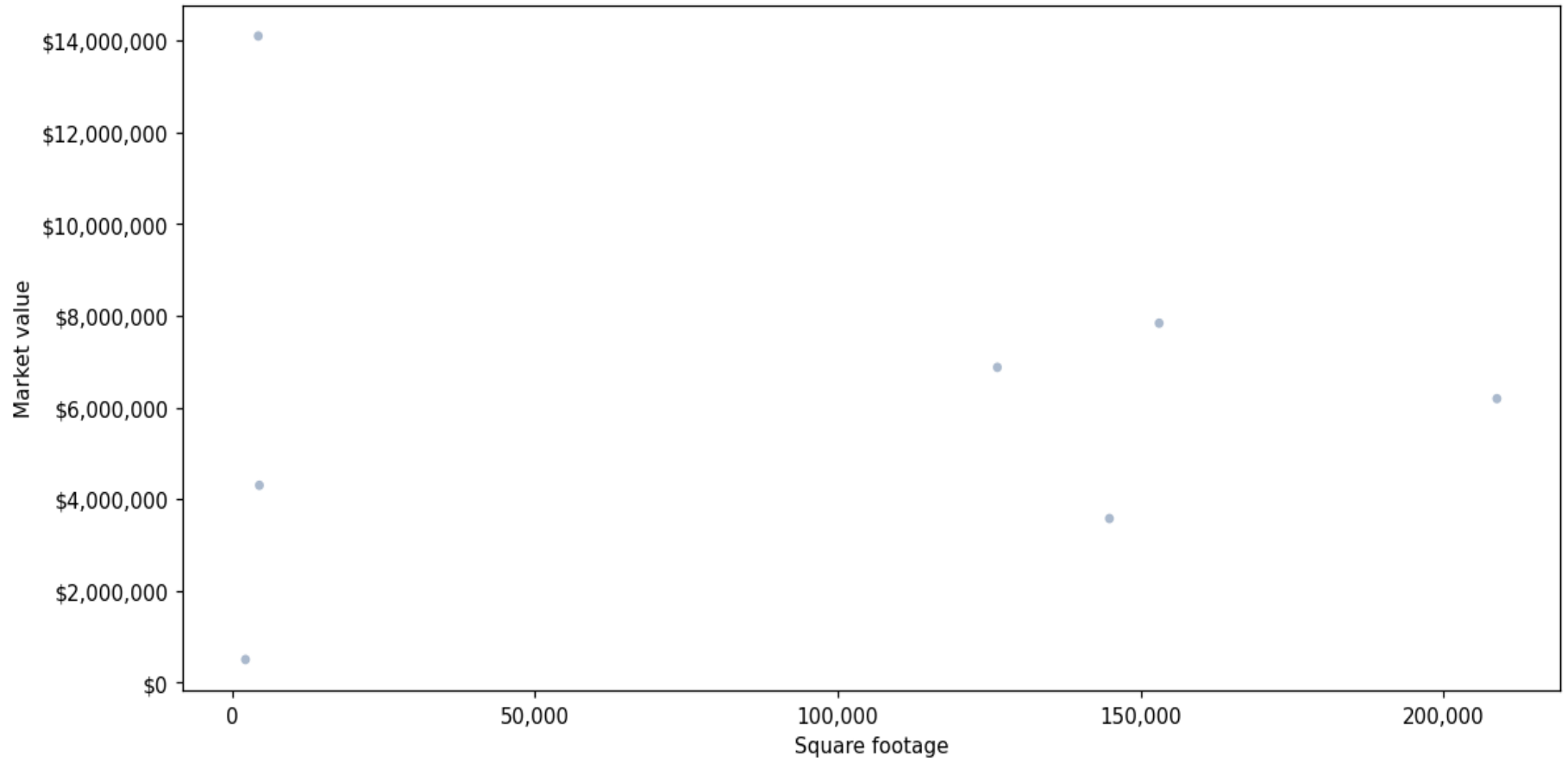
| Address | City | Type | Market Value | Sq Ft | Year | Annual Tax |
|------------------------|----------------|--------------|--------------|---------|------|------------|
| 1095 5TH AVE N | St. Petersburg | Paid Parking | \$15,826,557 | 272,772 | 2013 | \$320,275 |
| 6TH ST S | St. Petersburg | Paid Parking | \$14,474,650 | 265,625 | 2007 | \$300,892 |
| 925 4TH ST S | St. Petersburg | Paid Parking | \$14,100,000 | 4,331 | 1973 | \$282,362 |
| 555 7TH ST S | St. Petersburg | Paid Parking | \$9,187,922 | | 2007 | \$192,723 |
| 430 PINELLAS ST | Clearwater | Paid Parking | \$7,836,443 | 153,042 | 1996 | \$154,066 |
| 735 8TH AVE S | St. Petersburg | Paid Parking | \$7,800,000 | | 1994 | \$160,852 |
| 200 1ST AVE S | St. Petersburg | Paid Parking | \$7,450,000 | | 1998 | \$148,999 |
| 640 PIERCE ST | Clearwater | Paid Parking | \$7,000,000 | | 1998 | \$146,320 |
| 10TH AVE S | St. Petersburg | Paid Parking | \$6,872,752 | 126,334 | 1990 | \$139,553 |
| 501 6TH ST S | St. Petersburg | Paid Parking | \$6,600,000 | | 1993 | \$133,960 |
| 11101 ROOSEVELT BLVD N | St. Petersburg | Paid Parking | \$6,190,000 | 208,795 | 1999 | \$123,811 |
| 218 2ND AVE N | St. Petersburg | Paid Parking | \$4,750,000 | | 1947 | \$95,316 |
| 120 4TH ST N | St. Petersburg | Paid Parking | \$4,300,000 | 4,512 | 2019 | \$87,647 |

| Address | City | Type | Market Value | Sq Ft | Year | Annual Tax |
|-----------------------|----------------|--------------|--------------|---------|------|------------|
| 101 1ST AVE S | St. Petersburg | Paid Parking | \$3,575,000 | 144,833 | 1990 | \$73,703 |
| 613 PARK ST | Clearwater | Paid Parking | \$2,325,000 | | 1986 | \$48,773 |
| 3984 TAMPA RD | Oldsmar | Paid Parking | \$2,261,393 | | 2002 | \$41,165 |
| 628 CLEVELAND ST | Clearwater | Paid Parking | \$850,000 | | | \$17,884 |
| 610 HOPE ST | Tarpon Springs | Paid Parking | \$500,000 | 2,220 | | \$9,748 |
| 700 CENTRAL AVE # 104 | St. Petersburg | Paid Parking | \$0 | 180,792 | 2016 | \$0 |

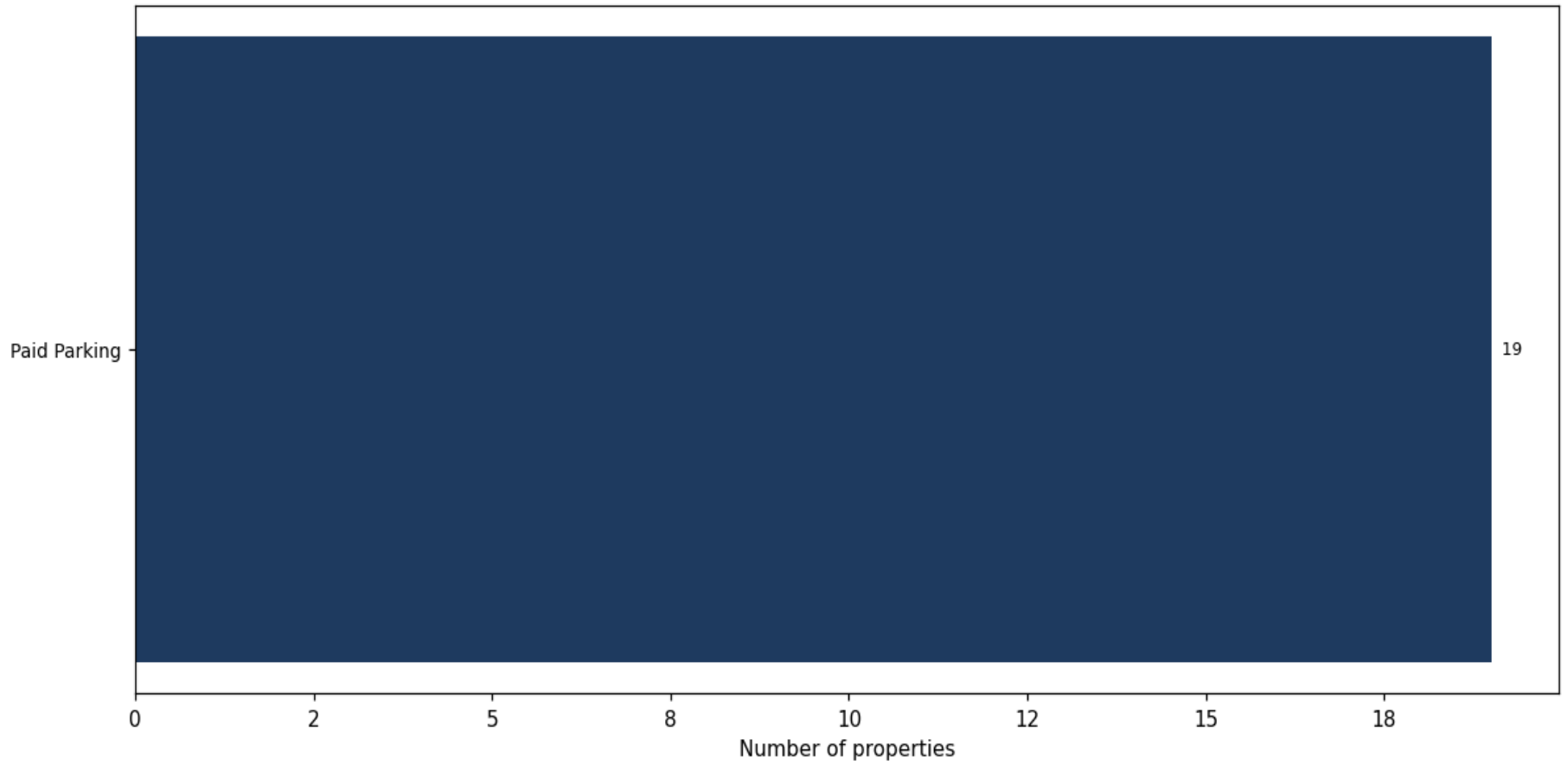
Market value distribution (n=18, top 1% trimmed for readability)



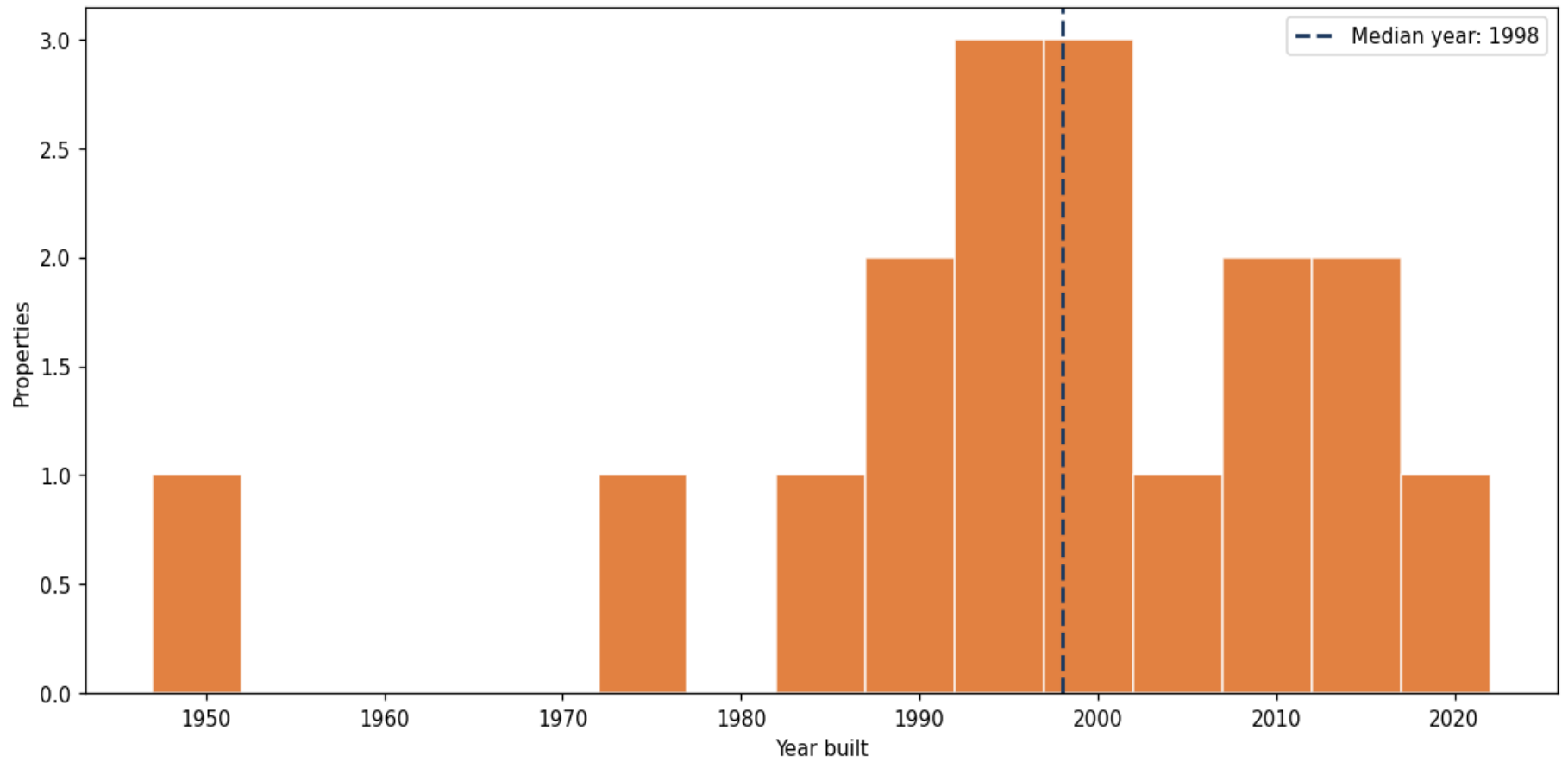
Building size vs. market value (n=7, outliers trimmed)



Top property types by count



Year built distribution (5-year buckets)



Market value vs. assessed value (gap = untaxed appreciation)

