

Pinellas Property Market Report

77 matching properties • May 31, 2026

| Filters applied | Headline numbers |
|-----------------------------|-----------------------------------|
| Property type: Open Storage | Properties matched: 77 |
| | Median market value: \$305,790 |
| | Mean market value: \$454,162 |
| | Min / Max: \$63,393 / \$3,450,000 |
| | Mean square footage: 4,189 |

Top 77 properties by market value

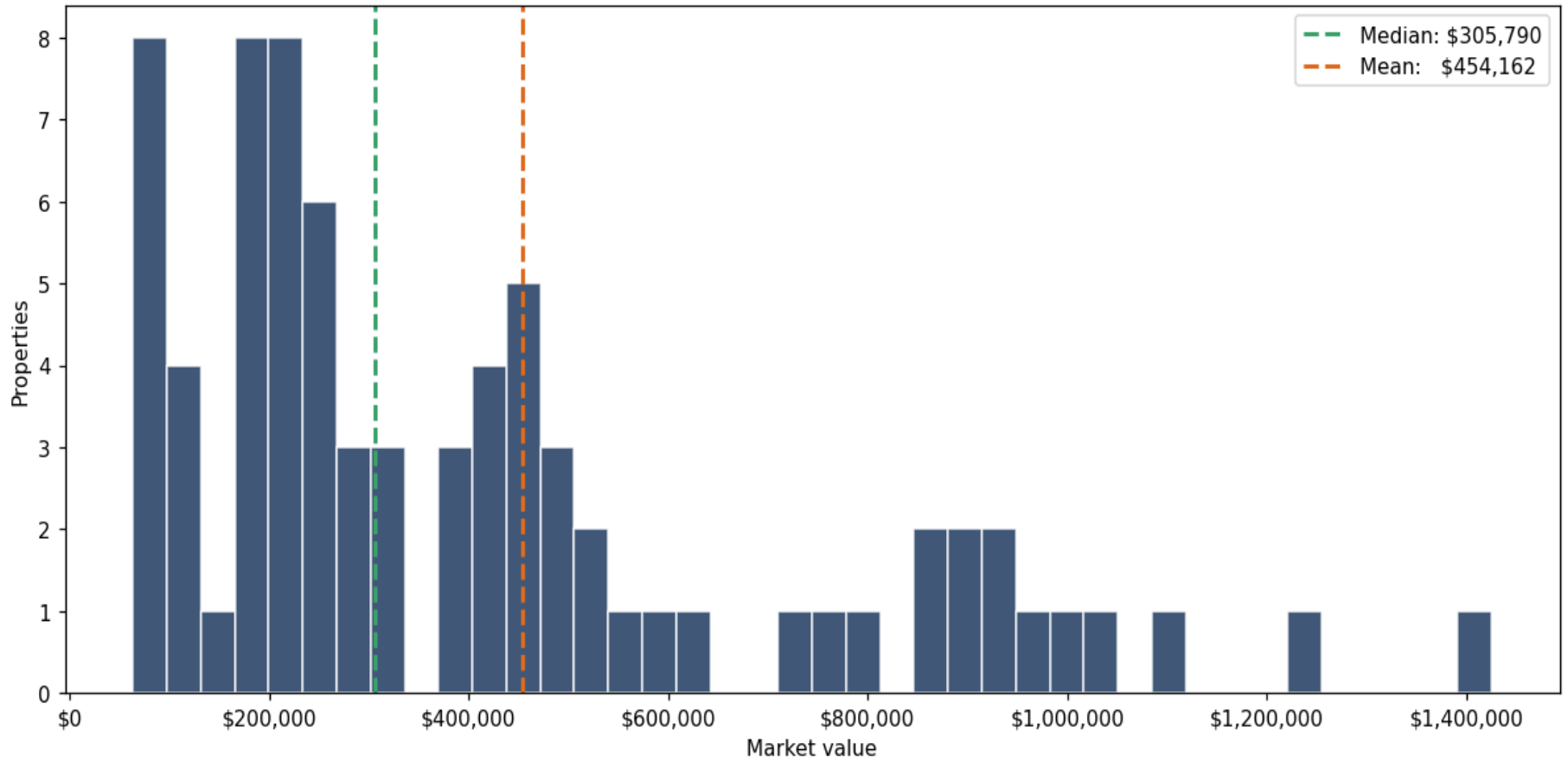
| Address | City | Type | Market Value | Sq Ft | Year | Annual Tax |
|-----------------------|----------------|--------------|--------------|--------|------|------------|
| 11900 STARKEY RD | Largo | Open Storage | \$3,450,000 | 21,766 | 1971 | \$62,485 |
| 125 19TH ST S | St. Petersburg | Open Storage | \$1,425,000 | 32,060 | 1924 | \$29,282 |
| 7180 73RD ST N | Pinellas Park | Open Storage | \$1,225,199 | 2,460 | 1968 | \$25,983 |
| 111 MISSOURI AVE N | Largo | Open Storage | \$1,100,000 | 10,008 | 2002 | \$21,930 |
| 600 24TH ST S | St. Petersburg | Open Storage | \$1,040,000 | 11,369 | 1946 | \$21,712 |
| 12501 40TH ST N | Pinellas Park | Open Storage | \$995,000 | 6,688 | 1989 | \$20,073 |
| 3999 118TH AVE N | Pinellas Park | Open Storage | \$975,000 | 3,100 | 1973 | \$19,117 |
| 2600 24TH ST N | St. Petersburg | Open Storage | \$940,000 | 10,284 | 1969 | \$19,721 |
| 3595 118TH AVE N | Pinellas Park | Open Storage | \$925,000 | 16,375 | 1986 | \$32,499 |
| 6700 118TH AVE | Largo | Open Storage | \$904,726 | 1,680 | 1950 | \$16,946 |
| 2221 5TH AVE S | St. Petersburg | Open Storage | \$895,000 | 3,870 | 1947 | \$18,227 |
| 9380 67TH ST | Pinellas Park | Open Storage | \$880,000 | 12,732 | 1965 | \$19,096 |
| 11590 US HIGHWAY 19 N | Pinellas Park | Open Storage | \$875,000 | 8,390 | 1999 | \$17,397 |

| Address | City | Type | Market Value | Sq Ft | Year | Annual Tax |
|--------------------|----------------|--------------|--------------|--------|------|------------|
| 2550 30TH AVE N | St. Petersburg | Open Storage | \$810,000 | 9,412 | 1954 | \$16,633 |
| 1599 RAINVILLE RD | Tarpon Springs | Open Storage | \$756,433 | 2,905 | 1982 | \$14,135 |
| 5105 64TH ST N | St. Petersburg | Open Storage | \$727,184 | 1,800 | 1990 | \$15,320 |
| 6742 118TH AVE | Largo | Open Storage | \$636,198 | 1,115 | 1952 | \$12,417 |
| 13800 62ND ST N | Largo | Open Storage | \$605,000 | 3,760 | 2004 | \$11,867 |
| 12101 40TH ST N | Pinellas Park | Open Storage | \$555,000 | 350 | 1995 | \$11,184 |
| 6701 40TH AVE N | St. Petersburg | Open Storage | \$521,916 | 1,564 | 1965 | \$11,064 |
| 5601 126TH AVE N | Clearwater | Open Storage | \$509,380 | 12,001 | 1956 | \$9,415 |
| 6814 46TH AVE N | St. Petersburg | Open Storage | \$505,824 | 3,924 | 1950 | \$11,920 |
| 8753 SOMERSET DR | Largo | Open Storage | \$475,000 | 1,558 | 1970 | \$10,712 |
| 3975 118TH AVE N | Pinellas Park | Open Storage | \$475,000 | 7,832 | 1980 | \$10,037 |
| 6484 123RD AVE | Largo | Open Storage | \$470,674 | 6,240 | 1963 | \$8,791 |
| 9001 126TH AVE | Largo | Open Storage | \$459,350 | 1,652 | 1972 | \$8,201 |
| 843 43RD ST S | St. Petersburg | Open Storage | \$447,029 | 2,304 | 1973 | \$9,114 |
| 9000 66TH ST N | Pinellas Park | Open Storage | \$442,431 | 1,960 | | \$9,473 |
| 2625 33RD AVE N | St. Petersburg | Open Storage | \$440,000 | 2,904 | 1983 | \$9,163 |
| 3611 TYRONE BLVD N | St. Petersburg | Open Storage | \$428,887 | 1,120 | 1961 | \$8,837 |
| 6720 114TH AVE | Largo | Open Storage | \$422,764 | 10,070 | 1975 | \$8,131 |
| 1001 ANCLOTE BLVD | Tarpon Springs | Open Storage | \$420,000 | 2,496 | 1950 | \$7,819 |
| 10534 66TH ST | Pinellas Park | Open Storage | \$410,429 | 1,402 | 1951 | \$8,308 |
| 6751 118TH AVE | Pinellas Park | Open Storage | \$396,012 | 4,611 | 1962 | \$7,372 |
| 4450 MORRIS ST N | St. Petersburg | Open Storage | \$385,000 | 5,040 | 2004 | \$8,390 |
| 8311 63RD WAY N | Pinellas Park | Open Storage | \$375,000 | 4,890 | 1964 | \$8,289 |
| 126TH AVE N | Clearwater | Open Storage | \$310,137 | | | \$6,025 |
| 514 ANCLOTE RD | Tarpon Springs | Open Storage | \$309,496 | 1,036 | 1930 | \$5,629 |

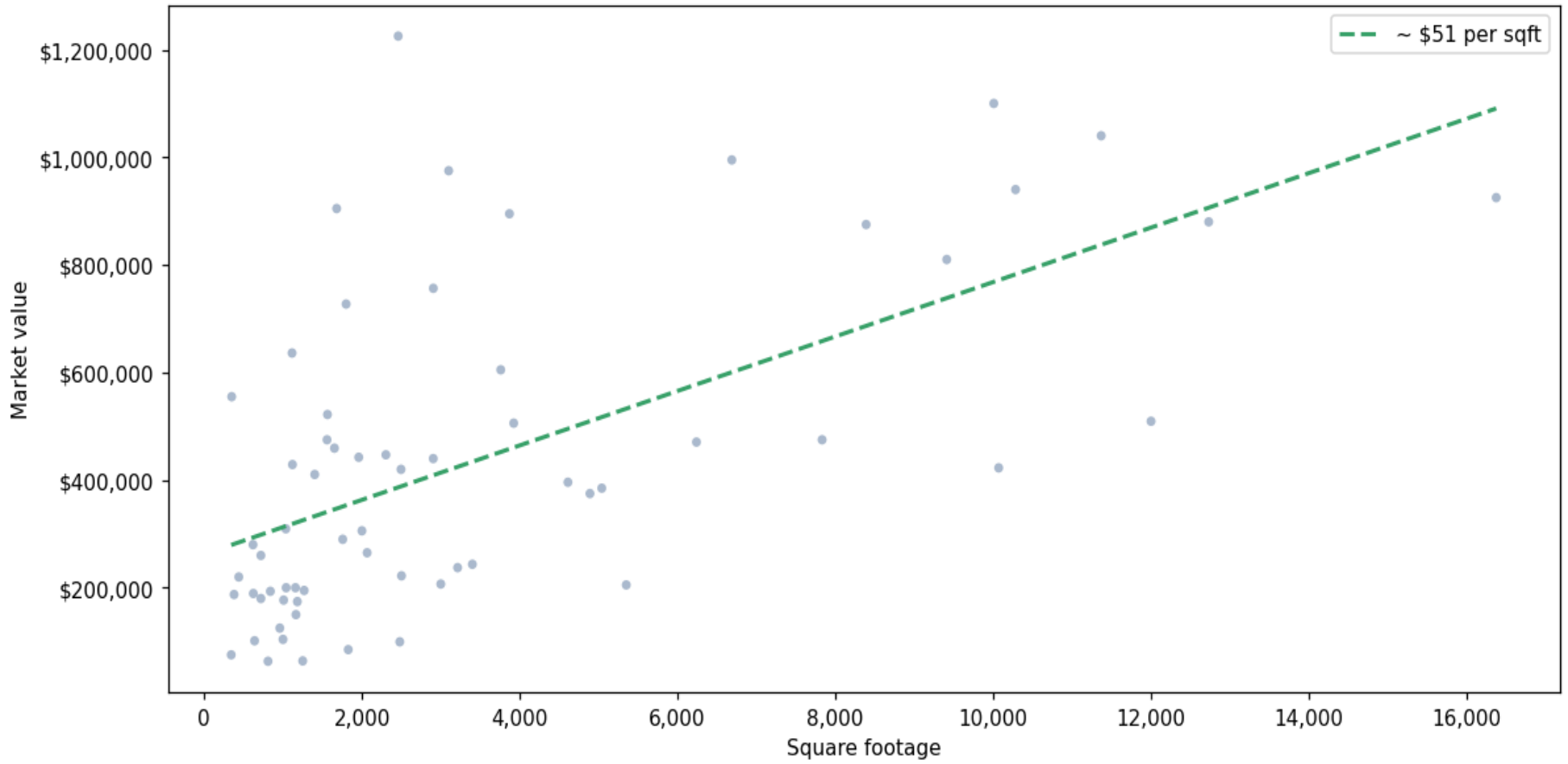
| Address | City | Type | Market Value | Sq Ft | Year | Annual Tax |
|-----------------------|----------------|--------------|--------------|-------|------|------------|
| 406 RACETRACK RD N | Oldsmar | Open Storage | \$305,790 | 2,000 | 1966 | \$5,416 |
| 12700 56TH ST N | Pinellas Park | Open Storage | \$290,000 | 1,757 | 1925 | \$5,735 |
| 1444 RAINVILLE RD | Tarpon Springs | Open Storage | \$287,708 | | | \$5,444 |
| 1601 3RD AVE S | St. Petersburg | Open Storage | \$280,000 | 620 | 1984 | \$6,773 |
| 1000 ROOSEVELT BLVD | Tarpon Springs | Open Storage | \$265,000 | 2,066 | 1945 | \$5,133 |
| 4955 JERSEY AVE S | Gulfport | Open Storage | \$260,000 | 720 | 1947 | \$4,811 |
| 118TH AVE | Pinellas Park | Open Storage | \$256,912 | | | \$5,403 |
| RACETRACK RD N | Oldsmar | Open Storage | \$245,325 | | | \$4,428 |
| 5292 MAIN ST N | St. Petersburg | Open Storage | \$243,577 | 3,400 | 1963 | \$5,247 |
| 701 43RD ST S | St. Petersburg | Open Storage | \$237,324 | 3,213 | 1948 | \$5,006 |
| ANCLOTE RD | Tarpon Springs | Open Storage | \$226,132 | | | \$4,262 |
| 2690 TANGLEWOOD TRL | Palm Harbor | Open Storage | \$222,167 | 2,502 | 1979 | \$3,775 |
| 13101 AUTOMOBILE BLVD | Clearwater | Open Storage | \$220,000 | 440 | 1952 | \$4,496 |
| 332 ANCLOTE RD | Tarpon Springs | Open Storage | \$219,351 | | | \$4,133 |
| 3979 118TH AVE N | Pinellas Park | Open Storage | \$206,901 | 3,000 | 2024 | \$4,310 |
| 600 24TH ST S | St. Petersburg | Open Storage | \$205,193 | 5,350 | 1946 | \$4,212 |
| 2300 4TH AVE S | St. Petersburg | Open Storage | \$200,000 | 1,040 | 1920 | \$4,233 |
| 433 75TH AVE | St. Pete Beach | Open Storage | \$200,000 | 1,158 | 1950 | \$3,482 |
| 12190 US HIGHWAY 19 N | Pinellas Park | Open Storage | \$194,925 | 1,268 | 1978 | \$3,882 |
| 11301 OAK LN | Seminole | Open Storage | \$193,391 | 840 | 1962 | \$3,570 |
| 10315 68TH ST | Pinellas Park | Open Storage | \$189,295 | 624 | 1960 | \$3,651 |
| 8963 131ST AVE | Largo | Open Storage | \$187,369 | 380 | 1954 | \$3,642 |
| 11700 WALSINGHAM RD | Seminole | Open Storage | \$180,000 | 720 | 1963 | \$3,394 |
| 5500 ULMERTON RD | Pinellas Park | Open Storage | \$177,000 | 1,008 | 1949 | \$4,015 |
| 10395 68TH ST | Pinellas Park | Open Storage | \$174,274 | 1,182 | 1960 | \$3,047 |

| Address | City | Type | Market Value | Sq Ft | Year | Annual Tax |
|---------------------|----------------|--------------|--------------|-------|------|------------|
| RACETRACK RD N | Oldsmar | Open Storage | \$169,225 | | | \$3,054 |
| 15122 63RD ST N | Clearwater | Open Storage | \$150,000 | 1,164 | 1950 | \$2,936 |
| 6103 126TH AVE | Largo | Open Storage | \$125,000 | 960 | 1959 | \$2,297 |
| 3037 18TH AVE S | St. Petersburg | Open Storage | \$104,000 | 1,000 | 1988 | \$2,171 |
| 4635 8TH AVE S | St. Petersburg | Open Storage | \$101,394 | 640 | 1952 | \$2,024 |
| 2032 GENTRY ST # D | Clearwater | Open Storage | \$99,500 | 2,480 | 1967 | \$1,882 |
| 131ST AVE | Largo | Open Storage | \$88,862 | | | \$1,841 |
| 131ST AVE | Largo | Open Storage | \$88,862 | | | \$1,841 |
| 3951 56TH AVE N | St. Petersburg | Open Storage | \$85,000 | 1,827 | 1957 | \$2,000 |
| 130TH AVE | Largo | Open Storage | \$82,130 | | | \$1,701 |
| 130TH AVE | Largo | Open Storage | \$82,130 | | | \$1,701 |
| 4724 FREEMONT TER S | St. Petersburg | Open Storage | \$75,290 | 344 | 1961 | \$1,572 |
| 2032 GENTRY ST | Clearwater | Open Storage | \$64,000 | 1,250 | 1959 | \$1,220 |
| 4413 MORRIS ST N | St. Petersburg | Open Storage | \$63,393 | 810 | 1952 | \$1,362 |

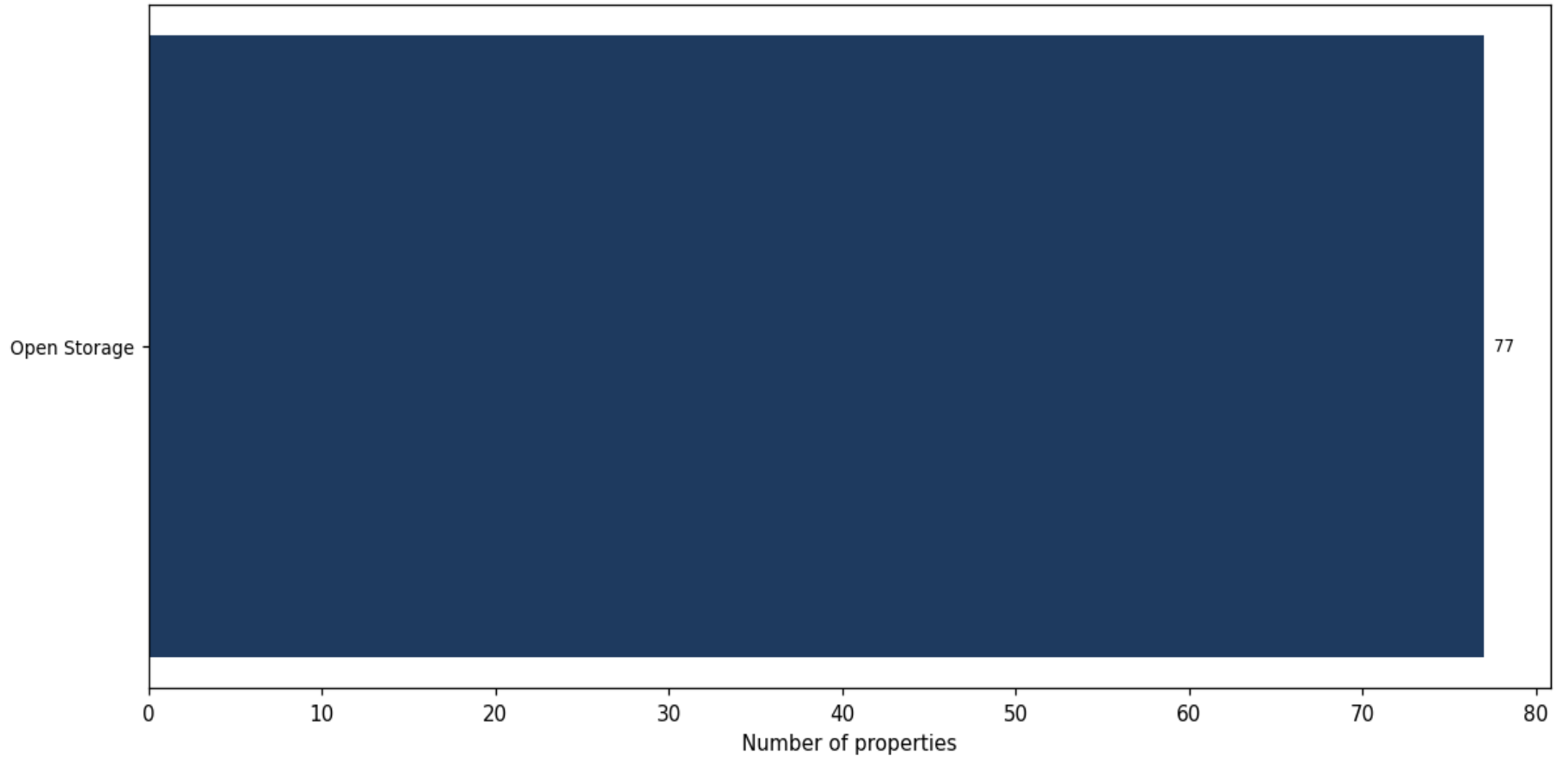
Market value distribution (n=77, top 1% trimmed for readability)



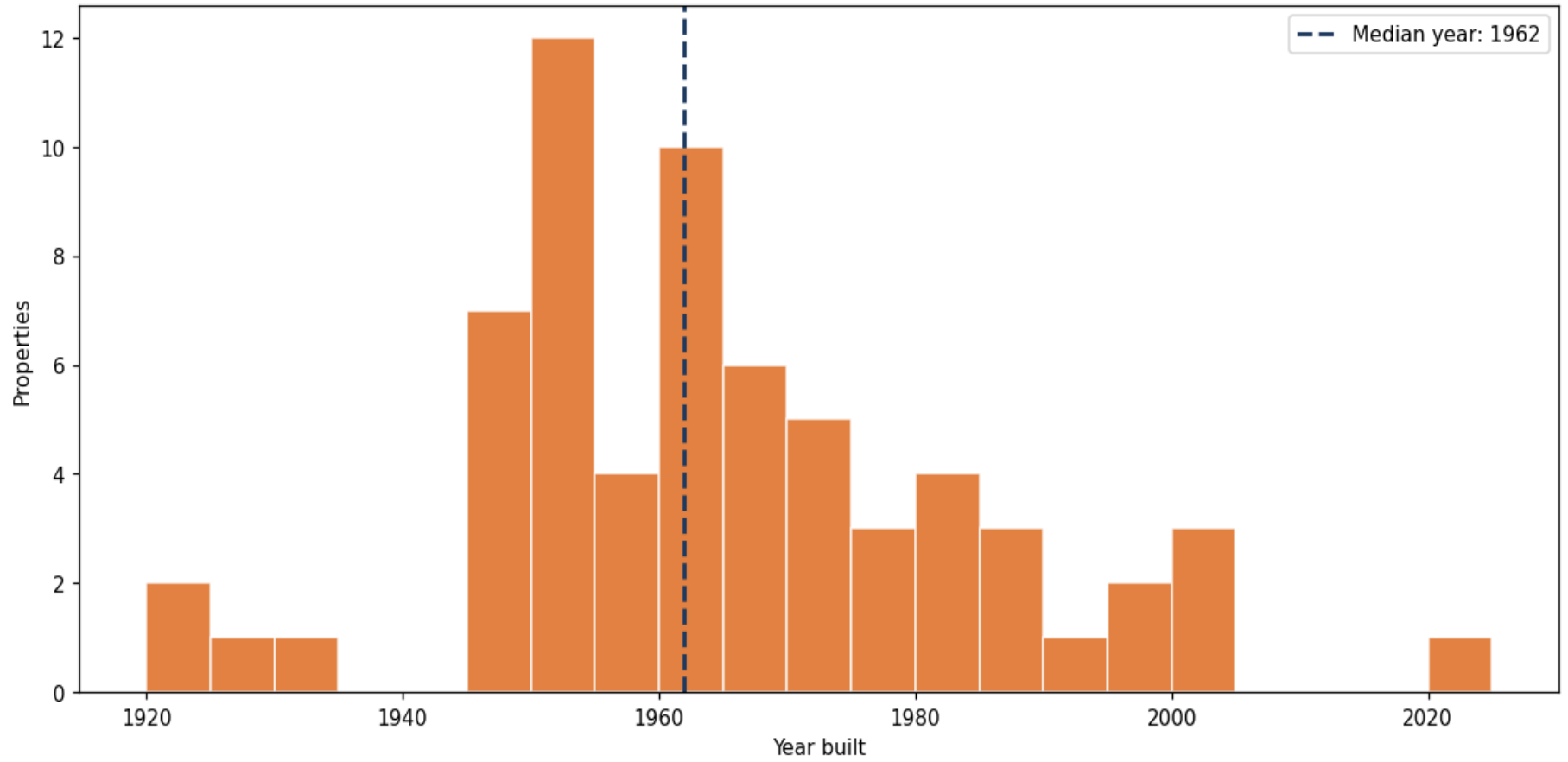
Building size vs. market value (n=64, outliers trimmed)



Top property types by count



Year built distribution (5-year buckets)



Market value vs. assessed value (gap = untaxed appreciation)

