

Pinellas Property Market Report

738 matching properties • June 02, 2026

Filters applied	Headline numbers
Property type: Marina Condo - Wet Slip (Individually Owned)	Properties matched: 738
	Median market value: \$24,259
	Mean market value: \$36,873
	Min / Max: \$0 / \$308,006
	Mean square footage: 805

Top 200 properties by market value

Address	City	Type	Market Value	Sq Ft	Year	Annual Tax
690 ISLAND WAY	Clearwater	Marina Condo - Wet Slip	—			—
BLIND PASS RD	St. Pete Beach	Marina Condo - Wet Slip	—			—
SAND KEY ESTATES CT	Clearwater	Marina Condo - Wet Slip	\$308,006			\$6,004
SAND KEY ESTATES CT	Belleair Beach	Marina Condo - Wet Slip	\$282,880			\$4,427
200 WINDWARD PSGE # 91	Clearwater	Marina Condo - Wet Slip	\$189,380	1,200	1965	\$3,981
200 WINDWARD PSGE # 87	Clearwater	Marina Condo - Wet Slip	\$185,640	1,200	1965	\$4,014
200 WINDWARD PSGE # 90	Clearwater	Marina Condo - Wet Slip	\$180,030	1,200	1965	\$3,800
200 WINDWARD PSGE # 89	Clearwater	Marina Condo - Wet Slip	\$179,690	1,200	1965	\$3,899
601 AMERICAN LEGION DR # 3	Madeira Beach	Marina Condo - Wet Slip	\$178,500	1,540	2015	\$2,991
601 AMERICAN LEGION DR # 2	Madeira Beach	Marina Condo - Wet Slip	\$178,500	1,540	2015	\$2,991
200 WINDWARD PSGE # 88	Clearwater	Marina Condo - Wet Slip	\$177,990	1,200	1965	\$3,866
200 WINDWARD PSGE # 83-B	Clearwater	Marina Condo - Wet Slip	\$158,100	1,200	1965	\$3,454
200 WINDWARD PSGE # 83-A	Clearwater	Marina Condo - Wet Slip	\$158,100	1,200	1965	\$3,454

Address	City	Type	Market Value	Sq Ft	Year	Annual Tax
601 AMERICAN LEGION DR # 8	Madeira Beach	Marina Condo - Wet Slip	\$154,700	1,540	2015	\$2,654
601 AMERICAN LEGION DR # 7	Madeira Beach	Marina Condo - Wet Slip	\$154,700	1,540	2015	\$2,654
601 AMERICAN LEGION DR # 4	Madeira Beach	Marina Condo - Wet Slip	\$146,625	1,100	2015	\$2,412
601 AMERICAN LEGION DR # 9	Madeira Beach	Marina Condo - Wet Slip	\$142,800	1,320	2015	\$2,702
601 AMERICAN LEGION DR # 6	Madeira Beach	Marina Condo - Wet Slip	\$142,800	1,540	2015	\$2,509
601 AMERICAN LEGION DR # 5	Madeira Beach	Marina Condo - Wet Slip	\$142,800	1,540	2015	\$2,509
601 AMERICAN LEGION DR # 10	Madeira Beach	Marina Condo - Wet Slip	\$139,825	1,540	2015	\$2,509
601 AMERICAN LEGION DR # 14	Madeira Beach	Marina Condo - Wet Slip	\$138,762	810	2015	\$2,343
601 AMERICAN LEGION DR # 1	Madeira Beach	Marina Condo - Wet Slip	\$137,700	1,080	2015	\$2,399
601 AMERICAN LEGION DR # 17	Madeira Beach	Marina Condo - Wet Slip	\$136,637	810	2015	\$2,309
601 AMERICAN LEGION DR # 21	Madeira Beach	Marina Condo - Wet Slip	\$131,113	810	2015	\$2,219
6300 PASADENA POINT BLVD # 79	Gulfport	Marina Condo - Wet Slip	\$130,900	1,260	1990	\$2,290
200 WINDWARD PSGE # 83	Clearwater	Marina Condo - Wet Slip	\$127,500	1,173	1965	\$2,961
WINDWARD PSGE	Clearwater	Marina Condo - Wet Slip	\$125,970	380	1965	\$2,969
601 AMERICAN LEGION DR # 12	Madeira Beach	Marina Condo - Wet Slip	\$124,950	1,540	2015	\$2,219
601 AMERICAN LEGION DR # 26	Madeira Beach	Marina Condo - Wet Slip	\$122,400	810	2015	\$2,047
601 AMERICAN LEGION DR # 18	Madeira Beach	Marina Condo - Wet Slip	\$122,188	810	2015	\$2,075
601 AMERICAN LEGION DR # 23	Madeira Beach	Marina Condo - Wet Slip	\$121,125	720	2015	\$2,047
601 AMERICAN LEGION DR # 19	Madeira Beach	Marina Condo - Wet Slip	\$120,488	810	2015	\$2,047
601 AMERICAN LEGION DR # 20	Madeira Beach	Marina Condo - Wet Slip	\$120,488	810	2015	\$2,047
601 AMERICAN LEGION DR # 16	Madeira Beach	Marina Condo - Wet Slip	\$120,488	810	2015	\$2,047
601 AMERICAN LEGION DR # 22	Madeira Beach	Marina Condo - Wet Slip	\$119,850	720	2015	\$2,026
601 AMERICAN LEGION DR # 24	Madeira Beach	Marina Condo - Wet Slip	\$118,575	810	2015	\$2,016
601 AMERICAN LEGION DR # 25	Madeira Beach	Marina Condo - Wet Slip	\$117,725	720	2015	\$1,992
601 AMERICAN LEGION DR # 15	Madeira Beach	Marina Condo - Wet Slip	\$116,875	810	2015	\$1,988

Address	City	Type	Market Value	Sq Ft	Year	Annual Tax
601 AMERICAN LEGION DR # 11	Madeira Beach	Marina Condo - Wet Slip	\$112,838	810	2015	\$1,923
601 AMERICAN LEGION DR # 13	Madeira Beach	Marina Condo - Wet Slip	\$112,838	810	2015	\$1,923
6300 PASADENA POINT BLVD # 81	Gulfport	Marina Condo - Wet Slip	\$98,812	1,380	1990	\$1,896
6300 PASADENA POINT BLVD # 83	Gulfport	Marina Condo - Wet Slip	\$98,812	1,680	1990	\$1,896
200 WINDWARD PSGE # 31	Clearwater	Marina Condo - Wet Slip	\$98,175	500	1965	\$1,900
200 WINDWARD PSGE # 1	Clearwater	Marina Condo - Wet Slip	\$89,335	350	1965	\$1,982
6300 PASADENA POINT BLVD # 75	Gulfport	Marina Condo - Wet Slip	\$89,250	1,260	1990	\$1,561
200 WINDWARD PSGE # 86	Clearwater	Marina Condo - Wet Slip	\$85,425	675	1965	\$1,949
200 WINDWARD PSGE # 62	Clearwater	Marina Condo - Wet Slip	\$85,425	675	1965	\$1,653
200 WINDWARD PSGE # 84	Clearwater	Marina Condo - Wet Slip	\$84,575	675	1965	\$1,933
200 WINDWARD PSGE # 91C	Clearwater	Marina Condo - Wet Slip	\$84,150	900	1965	\$1,851
200 WINDWARD PSGE # 97	Clearwater	Marina Condo - Wet Slip	\$80,325	675	1965	\$1,554
200 WINDWARD PSGE # 91D	Clearwater	Marina Condo - Wet Slip	\$80,325	900	1965	\$1,851
200 WINDWARD PSGE # 91F	Clearwater	Marina Condo - Wet Slip	\$80,325	900	1965	\$1,851
200 WINDWARD PSGE # 59	Clearwater	Marina Condo - Wet Slip	\$80,325	675	1965	\$1,554
200 WINDWARD PSGE # 91H	Clearwater	Marina Condo - Wet Slip	\$80,325	900	1965	\$1,851
200 WINDWARD PSGE # 91B	Clearwater	Marina Condo - Wet Slip	\$80,325	900	1965	\$1,851
200 WINDWARD PSGE # 91E	Clearwater	Marina Condo - Wet Slip	\$80,325	900	1965	\$1,851
200 WINDWARD PSGE # 85	Clearwater	Marina Condo - Wet Slip	\$80,325	675	1965	\$1,851
200 WINDWARD PSGE # 91G	Clearwater	Marina Condo - Wet Slip	\$80,325	900	1965	\$1,851
200 WINDWARD PSGE # 91A	Clearwater	Marina Condo - Wet Slip	\$80,325	900	1965	\$1,851
6300 PASADENA POINT BLVD # 41	Gulfport	Marina Condo - Wet Slip	\$77,562	1,000	1990	\$1,357
6300 PASADENA POINT BLVD # 50	Gulfport	Marina Condo - Wet Slip	\$77,562	1,000	1990	\$1,357
6300 PASADENA POINT BLVD # 60	Gulfport	Marina Condo - Wet Slip	\$77,562	1,000	1990	\$1,357
6300 PASADENA POINT BLVD # 14	Gulfport	Marina Condo - Wet Slip	\$77,562	1,000	1990	\$1,357

Address	City	Type	Market Value	Sq Ft	Year	Annual Tax
6300 PASADENA POINT BLVD # 73	Gulfport	Marina Condo - Wet Slip	\$77,350	1,260	1990	\$1,353
6300 PASADENA POINT BLVD # 1	Gulfport	Marina Condo - Wet Slip	\$76,500	1,000	1990	\$1,338
200 WINDWARD PSGE # 79	Clearwater	Marina Condo - Wet Slip	\$76,500	900	1965	\$1,727
200 WINDWARD PSGE # 92	Clearwater	Marina Condo - Wet Slip	\$74,800	1,000	1965	\$1,974
200 WINDWARD PSGE # 93	Clearwater	Marina Condo - Wet Slip	\$74,800	1,000	1965	\$1,809
200 WINDWARD PSGE # 28G	Clearwater	Marina Condo - Wet Slip	\$73,185	860	1965	\$1,686
200 WINDWARD PSGE # 28D	Clearwater	Marina Condo - Wet Slip	\$73,185	860	1965	\$1,686
200 WINDWARD PSGE # 28F	Clearwater	Marina Condo - Wet Slip	\$73,185	860	1965	\$1,686
200 WINDWARD PSGE # 28E	Clearwater	Marina Condo - Wet Slip	\$73,185	860	1965	\$1,686
200 WINDWARD PSGE	Clearwater	Marina Condo - Wet Slip	\$72,930	440	1965	\$1,628
200 WINDWARD PSGE # 21	Clearwater	Marina Condo - Wet Slip	\$72,080	600	1965	\$1,607
200 WINDWARD PSGE # 80	Clearwater	Marina Condo - Wet Slip	\$71,060	900	1965	\$1,602
200 WINDWARD PSGE # 15	Clearwater	Marina Condo - Wet Slip	\$70,677	600	1965	\$1,545
200 WINDWARD PSGE # 58	Clearwater	Marina Condo - Wet Slip	\$69,700	675	1965	\$1,571
200 WINDWARD PSGE # 13	Clearwater	Marina Condo - Wet Slip	\$69,402	600	1965	\$1,520
200 WINDWARD PSGE # 25	Clearwater	Marina Condo - Wet Slip	\$69,105	600	1965	\$1,550
200 WINDWARD PSGE # 28A	Clearwater	Marina Condo - Wet Slip	\$69,105	600	1965	\$1,550
6300 PASADENA POINT BLVD # 71	Gulfport	Marina Condo - Wet Slip	\$68,425	1,260	1990	\$1,197
6300 PASADENA POINT BLVD # 63	Gulfport	Marina Condo - Wet Slip	\$68,425	1,260	1990	\$1,197
6300 PASADENA POINT BLVD # 30	Gulfport	Marina Condo - Wet Slip	\$68,000	800	1990	\$1,190
6300 PASADENA POINT BLVD # 42	Gulfport	Marina Condo - Wet Slip	\$68,000	1,000	1990	\$1,190
6300 PASADENA POINT BLVD # 72	Gulfport	Marina Condo - Wet Slip	\$68,000	800	1990	\$1,190
200 WINDWARD PSGE # 47	Clearwater	Marina Condo - Wet Slip	\$67,660	500	1965	\$1,553
200 WINDWARD PSGE # 71	Clearwater	Marina Condo - Wet Slip	\$67,575	675	1965	\$1,530
6300 PASADENA POINT BLVD # 12	Gulfport	Marina Condo - Wet Slip	\$66,938	1,000	1990	\$1,171

Address	City	Type	Market Value	Sq Ft	Year	Annual Tax
200 WINDWARD PSGE # 82	Clearwater	Marina Condo - Wet Slip	\$66,810	900	1965	\$1,520
200 WINDWARD PSGE # 68	Clearwater	Marina Condo - Wet Slip	\$66,300	675	1965	\$1,505
200 WINDWARD PSGE # 110	Clearwater	Marina Condo - Wet Slip	\$66,300	675	1965	\$1,505
200 WINDWARD PSGE # 65	Clearwater	Marina Condo - Wet Slip	\$65,450	675	1965	\$1,489
200 WINDWARD PSGE # 64	Clearwater	Marina Condo - Wet Slip	\$65,450	675	1965	\$1,489
200 WINDWARD PSGE # 16	Clearwater	Marina Condo - Wet Slip	\$65,152	600	1965	\$1,438
200 WINDWARD PSGE # 71	Clearwater	Marina Condo - Wet Slip	\$64,600	675	1965	\$1,448
200 WINDWARD PSGE # 26	Clearwater	Marina Condo - Wet Slip	\$63,580	600	1965	\$1,443
200 WINDWARD PSGE # 27	Clearwater	Marina Condo - Wet Slip	\$62,730	600	1965	\$1,426
200 WINDWARD PSGE # 28B	Clearwater	Marina Condo - Wet Slip	\$62,730	600	1965	\$1,426
200 WINDWARD PSGE # 81	Clearwater	Marina Condo - Wet Slip	\$62,560	900	1965	\$1,438
200 WINDWARD PSGE # 5	Clearwater	Marina Condo - Wet Slip	\$61,625	535	1965	\$1,405
200 WINDWARD PSGE # 52	Clearwater	Marina Condo - Wet Slip	\$61,370	460	1965	\$1,370
200 WINDWARD PSGE # 77	Clearwater	Marina Condo - Wet Slip	\$61,370	600	1965	\$1,395
200 WINDWARD PSGE # 107	Clearwater	Marina Condo - Wet Slip	\$61,200	675	1965	\$1,406
200 WINDWARD PSGE # 56	Clearwater	Marina Condo - Wet Slip	\$61,200	675	1965	\$1,406
200 WINDWARD PSGE # 67	Clearwater	Marina Condo - Wet Slip	\$61,200	675	1965	\$1,406
200 WINDWARD PSGE # 70	Clearwater	Marina Condo - Wet Slip	\$61,200	675	1965	\$1,406
200 WINDWARD PSGE # 111	Clearwater	Marina Condo - Wet Slip	\$61,200	675	1965	\$1,406
200 WINDWARD PSGE # 69	Clearwater	Marina Condo - Wet Slip	\$61,200	675	1965	\$1,406
200 WINDWARD PSGE # 104	Clearwater	Marina Condo - Wet Slip	\$61,200	675	1965	\$1,406
200 WINDWARD PSGE # 109	Clearwater	Marina Condo - Wet Slip	\$61,200	675	1965	\$1,406
200 WINDWARD PSGE # 60	Clearwater	Marina Condo - Wet Slip	\$61,200	675	1965	\$1,464
200 WINDWARD PSGE # 98	Clearwater	Marina Condo - Wet Slip	\$61,200	675	1965	\$1,406
200 WINDWARD PSGE # 106	Clearwater	Marina Condo - Wet Slip	\$61,200	675	1965	\$1,406

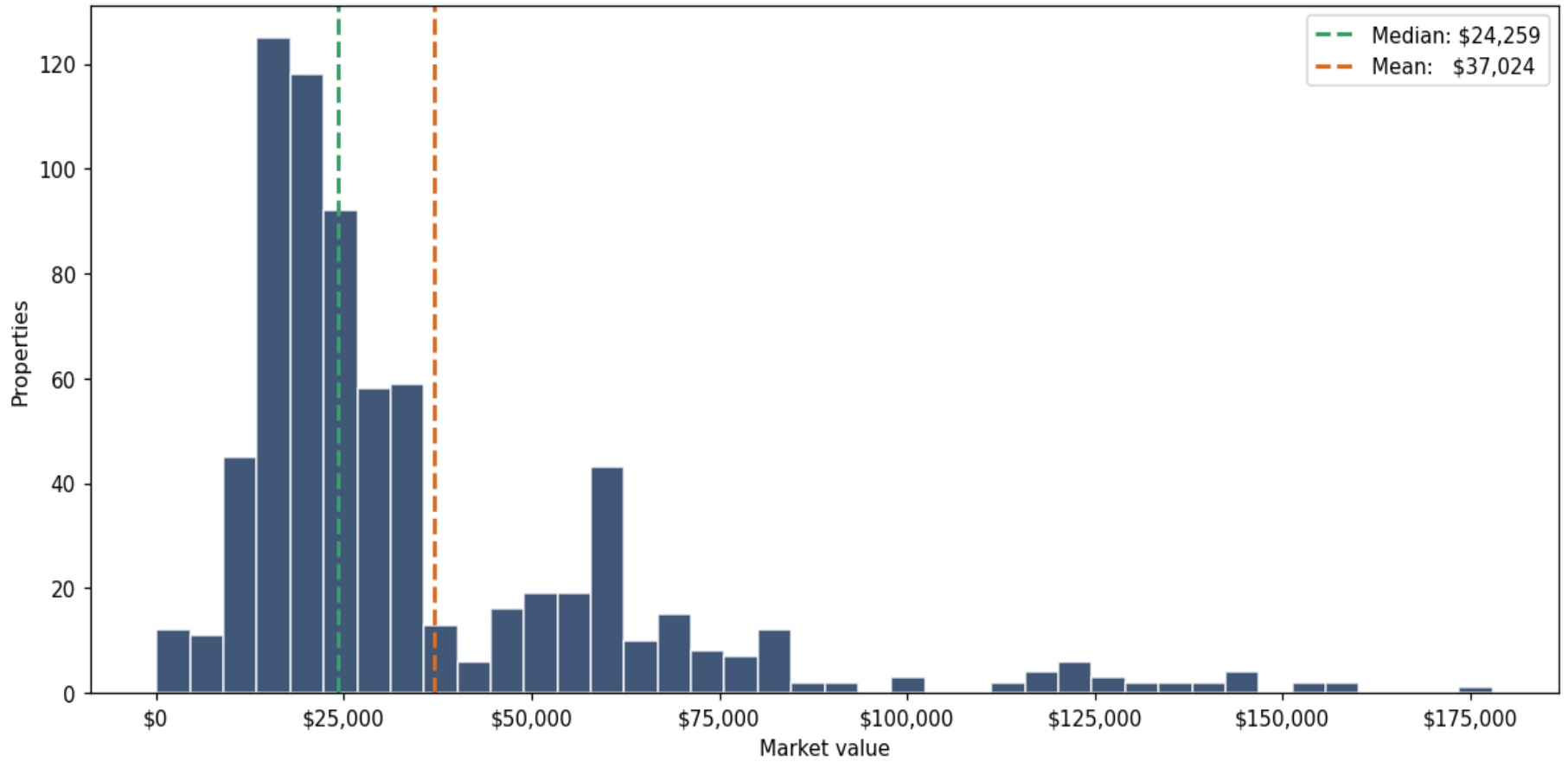
Address	City	Type	Market Value	Sq Ft	Year	Annual Tax
200 WINDWARD PSGE # 94	Clearwater	Marina Condo - Wet Slip	\$61,200	675	1965	\$1,406
200 WINDWARD PSGE # 108	Clearwater	Marina Condo - Wet Slip	\$61,200	675	1965	\$1,406
200 WINDWARD PSGE # 101	Clearwater	Marina Condo - Wet Slip	\$61,200	675	1965	\$1,406
200 WINDWARD PSGE # 57	Clearwater	Marina Condo - Wet Slip	\$61,200	675	1965	\$1,406
200 WINDWARD PSGE # 99	Clearwater	Marina Condo - Wet Slip	\$61,200	675	1965	\$1,406
200 WINDWARD PSGE # 100	Clearwater	Marina Condo - Wet Slip	\$61,200	675	1965	\$1,406
200 WINDWARD PSGE # 103	Clearwater	Marina Condo - Wet Slip	\$61,200	675	1965	\$1,406
200 WINDWARD PSGE # 102	Clearwater	Marina Condo - Wet Slip	\$61,200	675	1965	\$1,406
200 WINDWARD PSGE # 61	Clearwater	Marina Condo - Wet Slip	\$61,200	675	1965	\$1,406
200 WINDWARD PSGE # 66	Clearwater	Marina Condo - Wet Slip	\$61,200	675	1965	\$1,406
200 WINDWARD PSGE # 63	Clearwater	Marina Condo - Wet Slip	\$61,200	675	1965	\$1,406
200 WINDWARD PSGE # 105	Clearwater	Marina Condo - Wet Slip	\$61,200	675	1965	\$1,406
200 WINDWARD PSGE # 96	Clearwater	Marina Condo - Wet Slip	\$61,200	675	1965	\$1,406
200 WINDWARD PSGE # 95	Clearwater	Marina Condo - Wet Slip	\$61,200	675	1965	\$1,406
200 WINDWARD PSGE # 33	Clearwater	Marina Condo - Wet Slip	\$60,945	500	1965	\$1,362
200 WINDWARD PSGE # 43	Clearwater	Marina Condo - Wet Slip	\$60,945	500	1965	\$1,362
200 WINDWARD PSGE # 17	Clearwater	Marina Condo - Wet Slip	\$60,902	600	1965	\$1,355
6300 PASADENA POINT BLVD # 11	Gulfport	Marina Condo - Wet Slip	\$60,562	1,000	1990	\$1,078
200 WINDWARD PSGE # 19	Clearwater	Marina Condo - Wet Slip	\$60,223	600	1965	\$1,378
200 WINDWARD PSGE # 9	Clearwater	Marina Condo - Wet Slip	\$59,925	600	1965	\$1,372
200 WINDWARD PSGE # 8	Clearwater	Marina Condo - Wet Slip	\$59,075	600	1965	\$1,355
200 WINDWARD PSGE # 11	Clearwater	Marina Condo - Wet Slip	\$59,075	600	1965	\$1,355
200 WINDWARD PSGE # 23	Clearwater	Marina Condo - Wet Slip	\$58,480	600	1965	\$1,344
200 WINDWARD PSGE # 22	Clearwater	Marina Condo - Wet Slip	\$58,480	600	1965	\$1,344
200 WINDWARD PSGE # 28	Clearwater	Marina Condo - Wet Slip	\$58,480	600	1965	\$1,344

Address	City	Type	Market Value	Sq Ft	Year	Annual Tax
200 WINDWARD PSGE # 28C	Clearwater	Marina Condo - Wet Slip	\$58,480	600	1965	\$1,344
200 WINDWARD PSGE # 24	Clearwater	Marina Condo - Wet Slip	\$58,480	600	1965	\$1,344
GULF BLVD	St. Pete Beach	Marina Condo - Wet Slip	\$58,438			\$940
6300 PASADENA POINT BLVD # 39	Gulfport	Marina Condo - Wet Slip	\$58,438	1,000	1990	\$1,022
200 WINDWARD PSGE # 29	Clearwater	Marina Condo - Wet Slip	\$57,460	500	1965	\$1,290
200 WINDWARD PSGE # 32	Clearwater	Marina Condo - Wet Slip	\$56,695	500	1965	\$1,280
200 WINDWARD PSGE # 12	Clearwater	Marina Condo - Wet Slip	\$56,652	600	1965	\$1,273
200 WINDWARD PSGE # 10	Clearwater	Marina Condo - Wet Slip	\$56,652	600	1965	\$1,273
200 WINDWARD PSGE # 18	Clearwater	Marina Condo - Wet Slip	\$56,652	600	1965	\$1,273
200 WINDWARD PSGE # 14	Clearwater	Marina Condo - Wet Slip	\$56,652	600	1965	\$1,273
200 WINDWARD PSGE # 7	Clearwater	Marina Condo - Wet Slip	\$56,652	535	1965	\$1,273
6300 PASADENA POINT BLVD # 69	Gulfport	Marina Condo - Wet Slip	\$56,525	1,260	1990	\$1,197
6300 PASADENA POINT BLVD # 61	Gulfport	Marina Condo - Wet Slip	\$56,525	1,000	1990	\$1,197
6300 PASADENA POINT BLVD # 67	Gulfport	Marina Condo - Wet Slip	\$56,525	1,260	1990	\$1,197
6300 PASADENA POINT BLVD # 65	Gulfport	Marina Condo - Wet Slip	\$56,525	1,260	1990	\$1,197
6300 PASADENA POINT BLVD # 77	Gulfport	Marina Condo - Wet Slip	\$56,525	1,260	1990	\$1,197
200 WINDWARD PSGE # 51	Clearwater	Marina Condo - Wet Slip	\$54,995	460	1965	\$1,247
200 WINDWARD PSGE # 30	Clearwater	Marina Condo - Wet Slip	\$54,960	500	1965	\$1,241
200 WINDWARD PSGE # 20	Clearwater	Marina Condo - Wet Slip	\$54,825	600	1965	\$1,273
200 WINDWARD PSGE # 6	Clearwater	Marina Condo - Wet Slip	\$54,825	535	1965	\$1,273
200 WINDWARD PSGE # 72	Clearwater	Marina Condo - Wet Slip	\$54,400	675	1965	\$1,250
200 WINDWARD PSGE # 76	Clearwater	Marina Condo - Wet Slip	\$54,230	600	1965	\$1,237
200 WINDWARD PSGE # 34	Clearwater	Marina Condo - Wet Slip	\$54,145	500	1965	\$1,230
5301 GULF BLVD	St. Pete Beach	Marina Condo - Wet Slip	\$51,850			\$827
200 WINDWARD PSGE # 75	Clearwater	Marina Condo - Wet Slip	\$51,850	600	1965	\$1,176

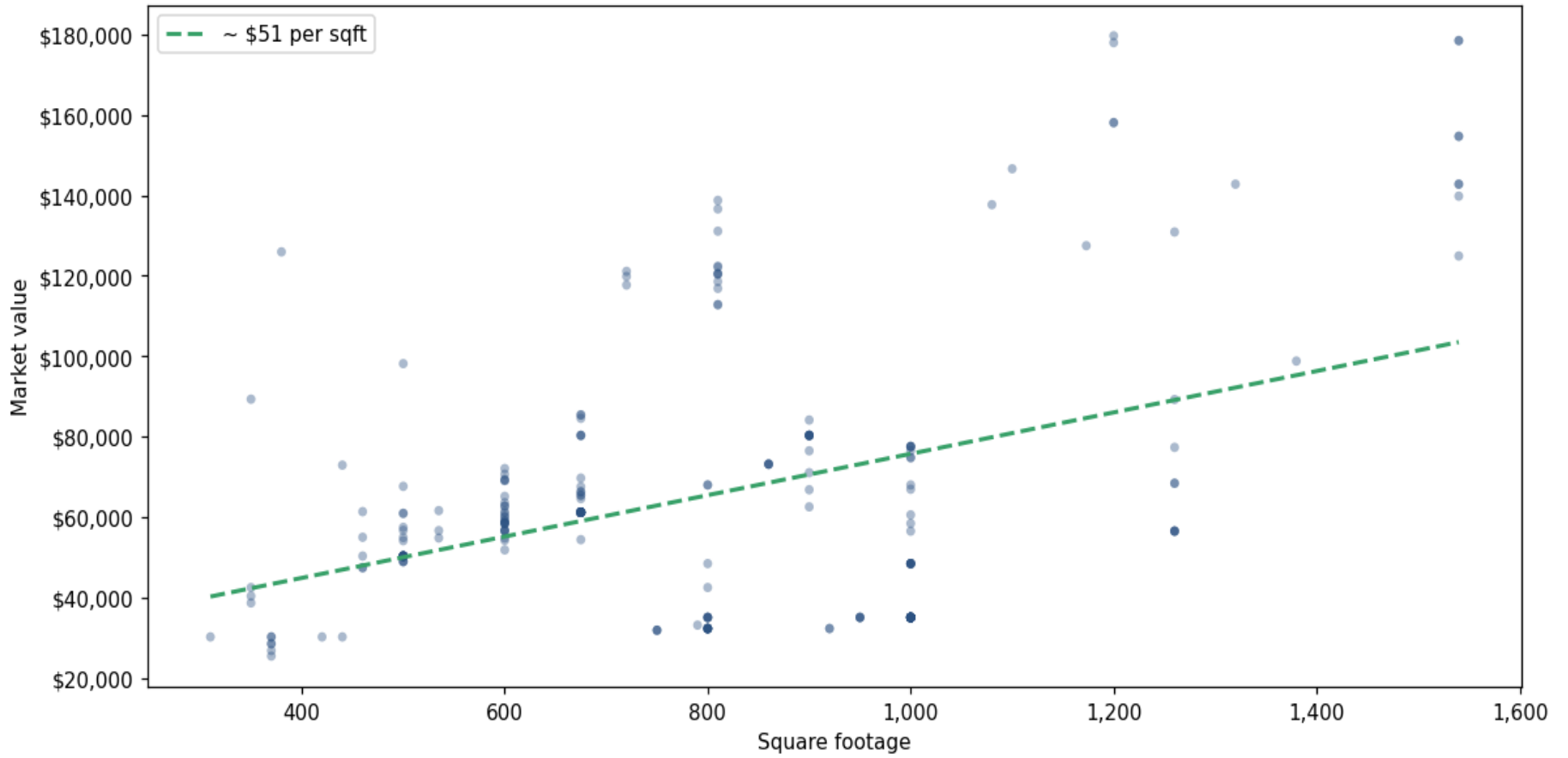
Address	City	Type	Market Value	Sq Ft	Year	Annual Tax
BAYVIEW CT	St. Petersburg	Marina Condo - Wet Slip	\$51,000			\$1,016
BLIND PASS RD	St. Pete Beach	Marina Condo - Wet Slip	\$50,490			\$807
200 WINDWARD PSGE # 37	Clearwater	Marina Condo - Wet Slip	\$50,320	500	1965	\$1,156
200 WINDWARD PSGE # 38	Clearwater	Marina Condo - Wet Slip	\$50,320	500	1965	\$1,156
200 WINDWARD PSGE # 48	Clearwater	Marina Condo - Wet Slip	\$50,320	500	1965	\$1,156
200 WINDWARD PSGE # 46	Clearwater	Marina Condo - Wet Slip	\$50,320	500	1965	\$1,156
200 WINDWARD PSGE # 41	Clearwater	Marina Condo - Wet Slip	\$50,320	500	1965	\$1,156
200 WINDWARD PSGE # 45	Clearwater	Marina Condo - Wet Slip	\$50,320	500	1965	\$1,156
200 WINDWARD PSGE # 50	Clearwater	Marina Condo - Wet Slip	\$50,320	460	1965	\$1,156
200 WINDWARD PSGE # 42	Clearwater	Marina Condo - Wet Slip	\$50,320	500	1965	\$1,156
200 WINDWARD PSGE # 39	Clearwater	Marina Condo - Wet Slip	\$50,320	500	1965	\$1,156
200 WINDWARD PSGE # 44	Clearwater	Marina Condo - Wet Slip	\$50,320	500	1965	\$1,156
200 WINDWARD PSGE # 35	Clearwater	Marina Condo - Wet Slip	\$50,320	500	1965	\$1,156
200 WINDWARD PSGE # 49	Clearwater	Marina Condo - Wet Slip	\$50,320	500	1965	\$1,156
200 WINDWARD PSGE # 40	Clearwater	Marina Condo - Wet Slip	\$50,320	500	1965	\$1,156
200 WINDWARD PSGE # 36	Clearwater	Marina Condo - Wet Slip	\$50,320	500	1965	\$1,156
5301 GULF BLVD	St. Pete Beach	Marina Condo - Wet Slip	\$49,538			\$788
200 WINDWARD PSGE # 29C	Clearwater	Marina Condo - Wet Slip	\$48,960	500	1965	\$1,125
200 WINDWARD PSGE # 29A	Clearwater	Marina Condo - Wet Slip	\$48,960	500	1965	\$1,125
200 WINDWARD PSGE # 29B	Clearwater	Marina Condo - Wet Slip	\$48,960	500	1965	\$1,125
BEACH DR SE	St. Petersburg	Marina Condo - Wet Slip	\$48,875			\$974
6300 PASADENA POINT BLVD # 5	Gulfport	Marina Condo - Wet Slip	\$48,450	1,000	1990	\$981
6300 PASADENA POINT BLVD # 9	Gulfport	Marina Condo - Wet Slip	\$48,450	800	1990	\$981
6300 PASADENA POINT BLVD # 6	Gulfport	Marina Condo - Wet Slip	\$48,450	1,000	1990	\$981
6300 PASADENA POINT BLVD # 3	Gulfport	Marina Condo - Wet Slip	\$48,450	1,000	1990	\$981

Address	City	Type	Market Value	Sq Ft	Year	Annual Tax
6300 PASADENA POINT BLVD # 7	Gulfport	Marina Condo - Wet Slip	\$48,450	1,000	1990	\$981
6300 PASADENA POINT BLVD # 2	Gulfport	Marina Condo - Wet Slip	\$48,450	1,000	1990	\$981
6300 PASADENA POINT BLVD # 4	Gulfport	Marina Condo - Wet Slip	\$48,450	1,000	1990	\$981
6300 PASADENA POINT BLVD # 8	Gulfport	Marina Condo - Wet Slip	\$48,450	1,000	1990	\$981
17735 GULF BLVD	Redington Shores	Marina Condo - Wet Slip	\$48,110			\$731
200 WINDWARD PSGE # 54	Clearwater	Marina Condo - Wet Slip	\$47,430	460	1965	\$1,081
200 WINDWARD PSGE # 55	Clearwater	Marina Condo - Wet Slip	\$47,430	460	1965	\$1,081
GULF BLVD	St. Pete Beach	Marina Condo - Wet Slip	\$46,682			\$743
N PAULA DR	Dunedin	Marina Condo - Wet Slip	\$43,180			\$764
6300 PASADENA POINT BLVD # 64	Gulfport	Marina Condo - Wet Slip	\$42,500	800	1990	\$743
200 WINDWARD PSGE # 3	Clearwater	Marina Condo - Wet Slip	\$42,500	350	1965	\$966
SEASIDE LN	Belleair	Marina Condo - Wet Slip	\$41,862			\$880

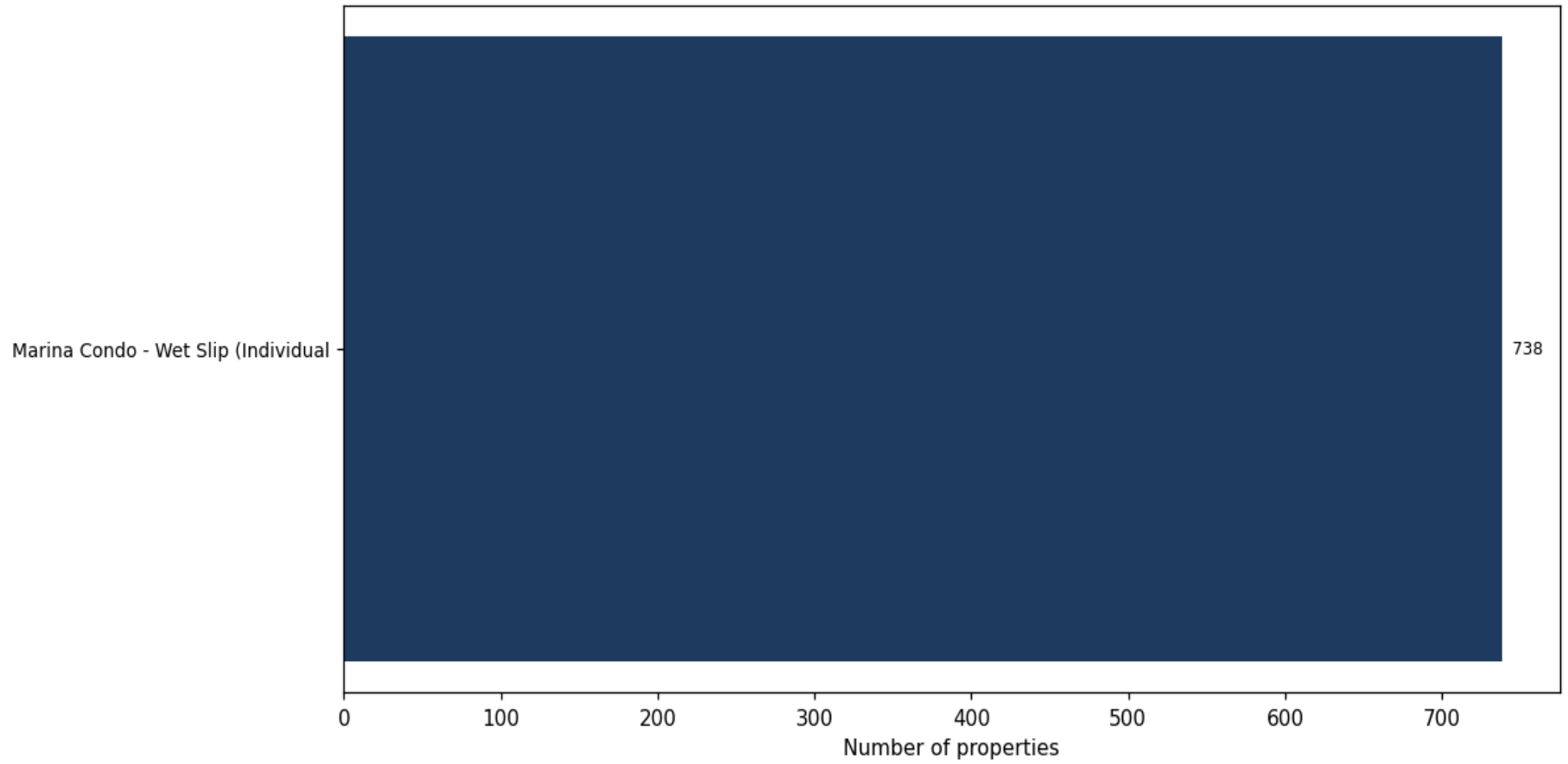
Market value distribution (n=733, top 1% trimmed for readability)



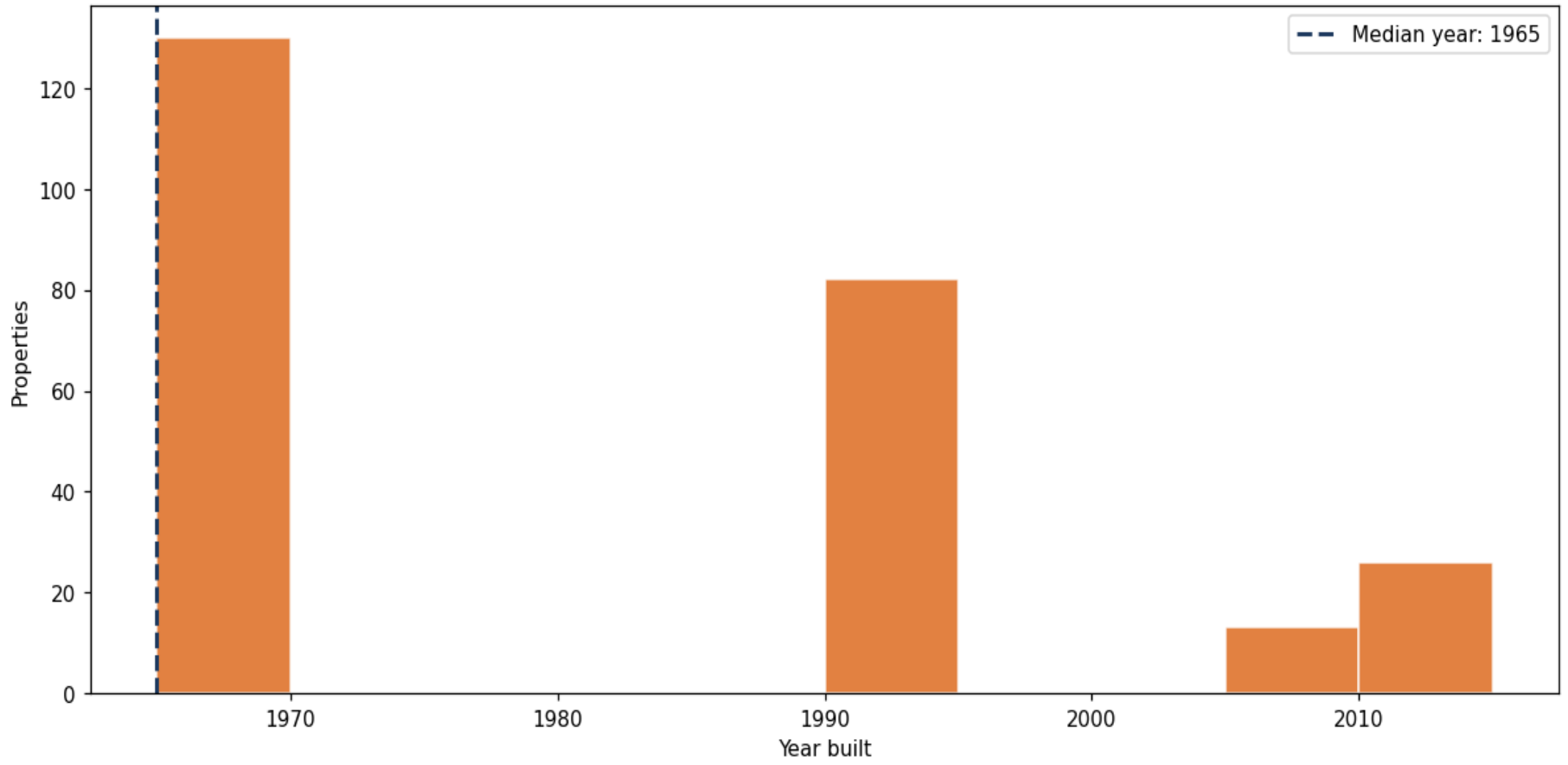
Building size vs. market value (n=247, outliers trimmed)



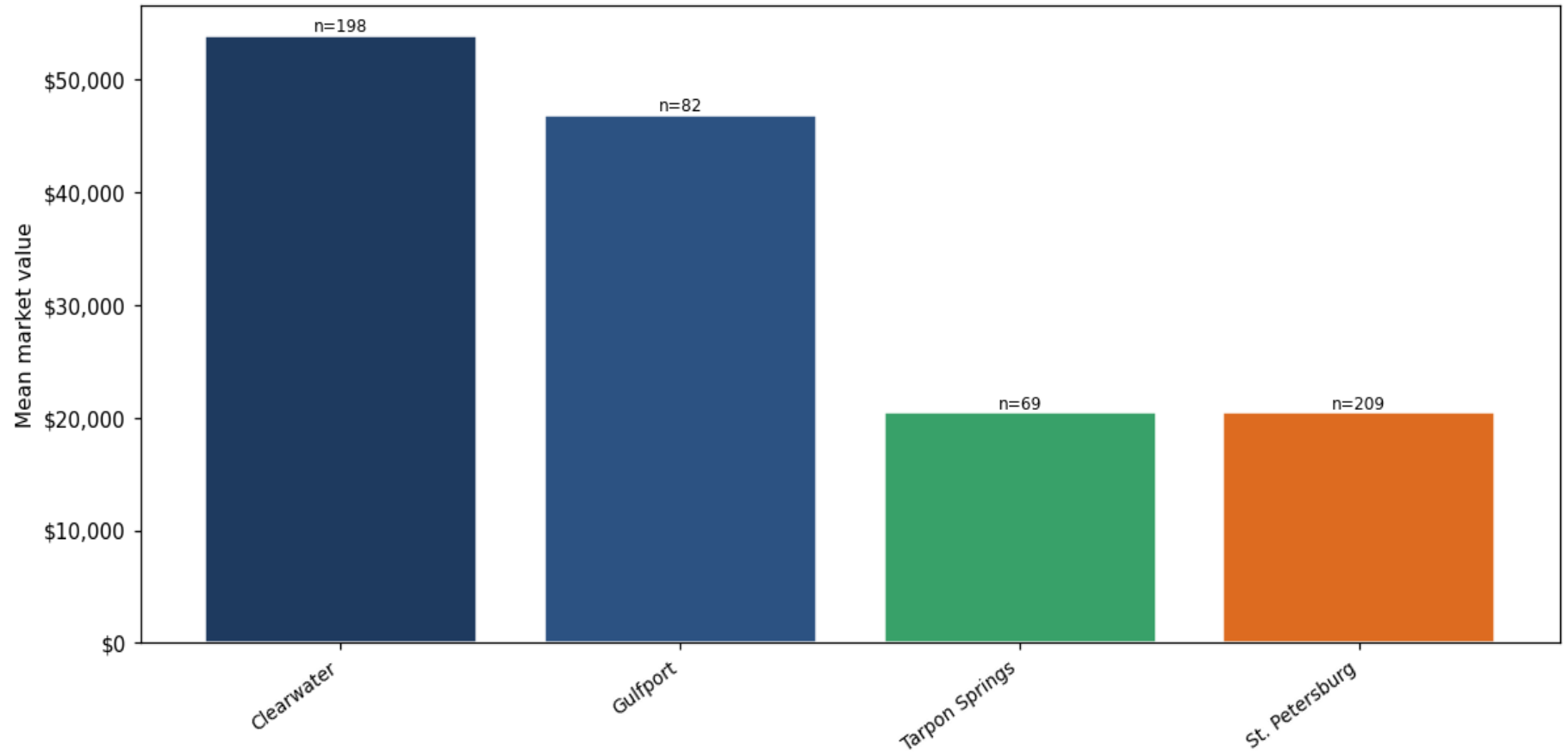
Top property types by count



Year built distribution (5-year buckets)



Mean market value by city (cities with ≥ 50 matches)



Market value vs. assessed value (gap = untaxed appreciation)

