

Pinellas Property Market Report

1,654 matching properties • May 30, 2026

Filters applied	Headline numbers
Property type: General Warehouse	Properties matched: 1,654
	Median market value: \$675,000
	Mean market value: \$1,023,845
	Min / Max: \$80,342 / \$35,700,000
	Mean square footage: 12,564

Top 200 properties by market value

Address	City	Type	Market Value	Sq Ft	Year	Annual Tax
12700 AUTOMOBILE BLVD	Pinellas Park	General Warehouse	—	2,400	1974	—
12003 28TH ST N	St. Petersburg	General Warehouse	—	37,838	1985	—
12003 28TH ST N	St. Petersburg	General Warehouse	—			—
12003 28TH ST N	St. Petersburg	General Warehouse	—			—
6385 150TH AVE	Largo	General Warehouse	\$35,700,000	342,870	2011	\$683,539
8285 BRYAN DAIRY RD	Seminole	General Warehouse	\$32,375,000	415,843	1973	\$584,682
13133 34TH ST N	Clearwater	General Warehouse	\$15,670,003	102,396	1980	\$290,618
5700 70TH AVE N	Pinellas Park	General Warehouse	\$12,700,000	338,134	1986	\$283,287
10284 US HIGHWAY 19 N	Pinellas Park	General Warehouse	\$11,861,000	158,705	1965	\$253,405
6303 126TH AVE	Largo	General Warehouse	\$10,950,000	166,022	2003	\$198,820
12333 ENTERPRISE BLVD	Largo	General Warehouse	\$8,300,000	103,494	1979	\$149,072
9700 18TH ST N	St. Petersburg	General Warehouse	\$8,280,000	94,569	1998	\$166,489
12900 46TH ST N	Clearwater	General Warehouse	\$8,150,000	178,586	1974	\$160,588

Address	City	Type	Market Value	Sq Ft	Year	Annual Tax
4875 PALM HARBOR BLVD	Palm Harbor	General Warehouse	\$7,775,000	80,271	1961	\$142,167
2400 118TH AVE N	St. Petersburg	General Warehouse	\$7,650,000	124,684	1987	\$178,779
8452 118TH AVE	Largo	General Warehouse	\$7,200,000	79,823	2006	\$130,326
11515 53RD ST N	Pinellas Park	General Warehouse	\$7,180,000	87,376	1999	\$138,600
10601 US HIGHWAY 19 N	Pinellas Park	General Warehouse	\$6,970,000	126,496	1984	\$134,934
4600 PARK ST N	Seminole	General Warehouse	\$6,700,000	148,100	1967	\$119,599
455 COMMERCE BLVD	Oldsmar	General Warehouse	\$6,600,000	81,480	2007	\$117,365
13000 AUTOMOBILE BLVD	Pinellas Park	General Warehouse	\$5,750,000	135,224	1974	\$118,527
12161 62ND ST N	Pinellas Park	General Warehouse	\$5,600,000	53,144	2017	\$110,880
7100 123RD CIR	Pinellas Park	General Warehouse	\$5,500,000	76,876	1997	\$114,225
3690 70TH AVE N	Pinellas Park	General Warehouse	\$5,351,500	52,465	1986	\$116,882
8585 SOMERSET DR	Largo	General Warehouse	\$5,350,000	66,530	2001	\$99,084
2180 S LAKE AVE SE	Largo	General Warehouse	\$5,200,000	93,112	1976	\$105,854
14550 62ND ST N	Largo	General Warehouse	\$5,125,000	102,020	1996	\$104,999
12171 62ND ST N	Pinellas Park	General Warehouse	\$5,075,000	48,096	2018	\$100,843
9700 INTERNATIONAL CT N	St. Petersburg	General Warehouse	\$5,035,000	60,500	1987	\$104,578
7975 114TH AVE	Largo	General Warehouse	\$5,030,588	43,044	2001	\$91,050
13200 40TH ST N	Pinellas Park	General Warehouse	\$4,995,000	65,520	2004	\$98,454
10900 US HIGHWAY 19 N	Pinellas Park	General Warehouse	\$4,900,000	60,293	1990	\$99,046
9300 MCI DR	Pinellas Park	General Warehouse	\$4,855,000	51,954	2000	\$115,938
12575 71ST CT	Pinellas Park	General Warehouse	\$4,850,000	49,500	2011	\$96,064
6600 49TH ST N	Pinellas Park	General Warehouse	\$4,833,000	60,205	2001	\$105,131
4760 122ND AVE N	Pinellas Park	General Warehouse	\$4,800,000	85,492	1978	\$103,711
5300 ULMERTON RD	Pinellas Park	General Warehouse	\$4,660,000	41,240	1980	\$90,329
8235 114TH AVE N	Largo	General Warehouse	\$4,648,959	49,715	2008	\$83,552

Address	City	Type	Market Value	Sq Ft	Year	Annual Tax
13200 AUTOMOBILE BLVD	Pinellas Park	General Warehouse	\$4,600,000	121,360	1970	\$96,064
1790 COMMERCE AVE N	St. Petersburg	General Warehouse	\$4,575,000	45,854	2003	\$96,411
5040 140TH AVE N	Clearwater	General Warehouse	\$4,400,000	73,600	1995	\$85,800
240 VOLLMER AVE	Oldsmar	General Warehouse	\$4,375,000	38,028	2018	\$77,952
8275 114TH AVE N	Largo	General Warehouse	\$4,348,383	49,771	2008	\$79,624
5152 126TH AVE N	Pinellas Park	General Warehouse	\$4,200,000	61,644	1971	\$85,072
12401 BELCHER RD S	Pinellas Park	General Warehouse	\$4,150,000	57,874	1998	\$83,638
12722 62ND ST	Largo	General Warehouse	\$4,050,000	46,708	2007	\$75,993
12855 STARKEY RD	Largo	General Warehouse	\$4,000,000	51,520	2001	\$103,955
5218 126TH AVE N	Pinellas Park	General Warehouse	\$3,960,000	76,800	1981	\$82,682
4500 110TH AVE N	Pinellas Park	General Warehouse	\$3,880,000	55,838	1990	\$75,895
146 DUNBAR AVE	Oldsmar	General Warehouse	\$3,850,000	47,900	1999	\$70,069
12707 49TH ST N	Pinellas Park	General Warehouse	\$3,850,000	45,264	1982	\$86,027
5400 118TH AVE N	Clearwater	General Warehouse	\$3,840,000	79,100	1983	\$75,237
2000 CALUMET ST	Clearwater	General Warehouse	\$3,800,000	59,862	1958	\$75,957
222 22ND ST S	St. Petersburg	General Warehouse	\$3,730,000	38,273	1976	\$77,687
17129 US HIGHWAY 19 N	Largo	General Warehouse	\$3,655,000	31,018	1980	\$70,253
7150 114TH AVE	Pinellas Park	General Warehouse	\$3,610,000	62,445	1988	\$71,116
14375 MYERLAKE CIR	Largo	General Warehouse	\$3,595,000	35,304	1988	\$71,202
150 DOUGLAS AVE	Dunedin	General Warehouse	\$3,575,000	32,440	1970	\$63,718
12045 34TH ST N	Pinellas Park	General Warehouse	\$3,575,000	39,565	2003	\$70,256
1133 BAUM AVE N	St. Petersburg	General Warehouse	\$3,526,600	5,777	1925	\$70,416
11301 47TH ST N	Pinellas Park	General Warehouse	\$3,520,000	36,000	1994	\$73,123
105 DOUGLAS RD E	Oldsmar	General Warehouse	\$3,510,000	44,050	1984	\$61,836
7950 118TH AVE	Pinellas Park	General Warehouse	\$3,460,000	76,300		\$66,757

Address	City	Type	Market Value	Sq Ft	Year	Annual Tax
2062 20TH AVE SE	Largo	General Warehouse	\$3,400,000	40,732	1978	\$65,506
6140 ULMERTON RD	Clearwater	General Warehouse	\$3,375,000	56,352	1970	\$65,979
420 COMMERCE BLVD	Oldsmar	General Warehouse	\$3,316,000	29,970	1999	\$59,996
13555 49TH ST N	Largo	General Warehouse	\$3,275,000	52,416	1985	\$76,139
3751 62ND AVE N	Pinellas Park	General Warehouse	\$3,250,000	27,648	2009	\$69,248
11851 30TH CT N	Pinellas Park	General Warehouse	\$3,250,000	42,750	1988	\$76,431
12450 AUTOMOBILE BLVD	Pinellas Park	General Warehouse	\$3,200,000	36,361	1982	\$62,418
5253 126TH AVE N	Pinellas Park	General Warehouse	\$3,200,000	50,855	1986	\$67,388
7282 123RD CIR	Pinellas Park	General Warehouse	\$3,175,000	39,440	1986	\$64,521
12035 34TH ST N	Pinellas Park	General Warehouse	\$3,150,000	35,000	2004	\$62,131
12200 34TH ST N	Pinellas Park	General Warehouse	\$3,125,000	204,708	1983	\$63,565
12397 BELCHER RD S	Pinellas Park	General Warehouse	\$3,110,000	38,608	1999	\$62,513
7183 123RD CIR	Pinellas Park	General Warehouse	\$3,100,000	38,535	1988	\$63,087
11116 47TH ST N	Pinellas Park	General Warehouse	\$3,100,000	52,245	1991	\$89,277
12399 BELCHER RD S	Pinellas Park	General Warehouse	\$3,100,000	37,888	1999	\$61,557
12393 BELCHER RD S	Pinellas Park	General Warehouse	\$3,060,000	38,090	2000	\$61,749
12395 BELCHER RD S	Pinellas Park	General Warehouse	\$3,020,000	37,616	1999	\$60,984
2650 GANDY BLVD N	St. Petersburg	General Warehouse	\$3,000,000	58,820	1981	\$67,149
40343 US HIGHWAY 19 N	Palm Harbor	General Warehouse	\$2,950,000	81,480	2025	\$105,488
10650 72ND ST	Pinellas Park	General Warehouse	\$2,935,000	30,000	1983	\$60,930
12580 71ST CT	Pinellas Park	General Warehouse	\$2,900,000	24,704	2008	\$57,160
3939 AIRWAY CIR	Pinellas Park	General Warehouse	\$2,880,000	39,994	1994	\$60,219
2401 72ND ST N	St. Petersburg	General Warehouse	\$2,860,000	52,152	1964	\$57,767
10855 US HIGHWAY 19 N	Clearwater	General Warehouse	\$2,855,000	30,329	1986	\$60,059
255 10TH ST N	St. Petersburg	General Warehouse	\$2,850,000	28,750	1945	\$58,166

Address	City	Type	Market Value	Sq Ft	Year	Annual Tax
12555 ENTERPRISE BLVD	Largo	General Warehouse	\$2,850,000	45,492	1982	\$52,220
4301 31ST ST N	St. Petersburg	General Warehouse	\$2,800,000	20,640	1968	\$59,158
11400 47TH ST N	Pinellas Park	General Warehouse	\$2,800,000	30,000	1998	\$60,930
1320 BURLINGTON AVE N	St. Petersburg	General Warehouse	\$2,775,000	20,125	1963	\$55,781
550 COMMERCE BLVD	Oldsmar	General Warehouse	\$2,770,000	34,287	1996	\$52,170
12435 73RD CT	Pinellas Park	General Warehouse	\$2,750,000	38,394	1987	\$58,977
11433 US HIGHWAY 19 N	Pinellas Park	General Warehouse	\$2,715,000	25,636	1985	\$52,152
515 22ND ST S	St. Petersburg	General Warehouse	\$2,635,000	43,579	1930	\$55,078
1501 LAKE AVE SE	Largo	General Warehouse	\$2,630,000	22,420	1984	\$51,265
435 BRADY RD	Tarpon Springs	General Warehouse	\$2,625,000	24,000	2022	\$50,107
9911 16TH ST N	St. Petersburg	General Warehouse	\$2,625,000	29,375	2000	\$59,361
400 RACETRACK RD N	Oldsmar	General Warehouse	\$2,620,000	48,000	1971	\$49,924
5850 ULMERTON RD	Clearwater	General Warehouse	\$2,590,000	40,260	1973	\$52,306
2700 25TH ST N	St. Petersburg	General Warehouse	\$2,564,000	31,752	2004	\$53,484
1200 STARKEY RD	Largo	General Warehouse	\$2,540,000	29,712	2001	\$49,841
2009 SUNNYDALE BLVD	Clearwater	General Warehouse	\$2,535,000	49,138	1970	\$52,541
13630 50TH WAY N	Largo	General Warehouse	\$2,514,685	12,654	1985	\$63,797
13080 BELCHER RD S # H	Largo	General Warehouse	\$2,500,000	35,041	1985	\$49,652
9190 ULMERTON RD	Largo	General Warehouse	\$2,480,000	67,530	1968	\$92,658
9310 ULMERTON RD	Largo	General Warehouse	\$2,475,000	20,000	2023	\$48,133
14805 49TH ST N	Largo	General Warehouse	\$2,450,000	42,302	1963	\$51,740
7325 ULMERTON RD	Largo	General Warehouse	\$2,440,000	15,945	1971	\$47,468
3680 66TH AVE N	Pinellas Park	General Warehouse	\$2,440,000	27,796	2021	\$51,831
12105 28TH ST N	St. Petersburg	General Warehouse	\$2,435,000	20,572	1985	\$50,098
1595 NORTH BEND DR	Tarpon Springs	General Warehouse	\$2,400,000	24,000	2024	\$45,963

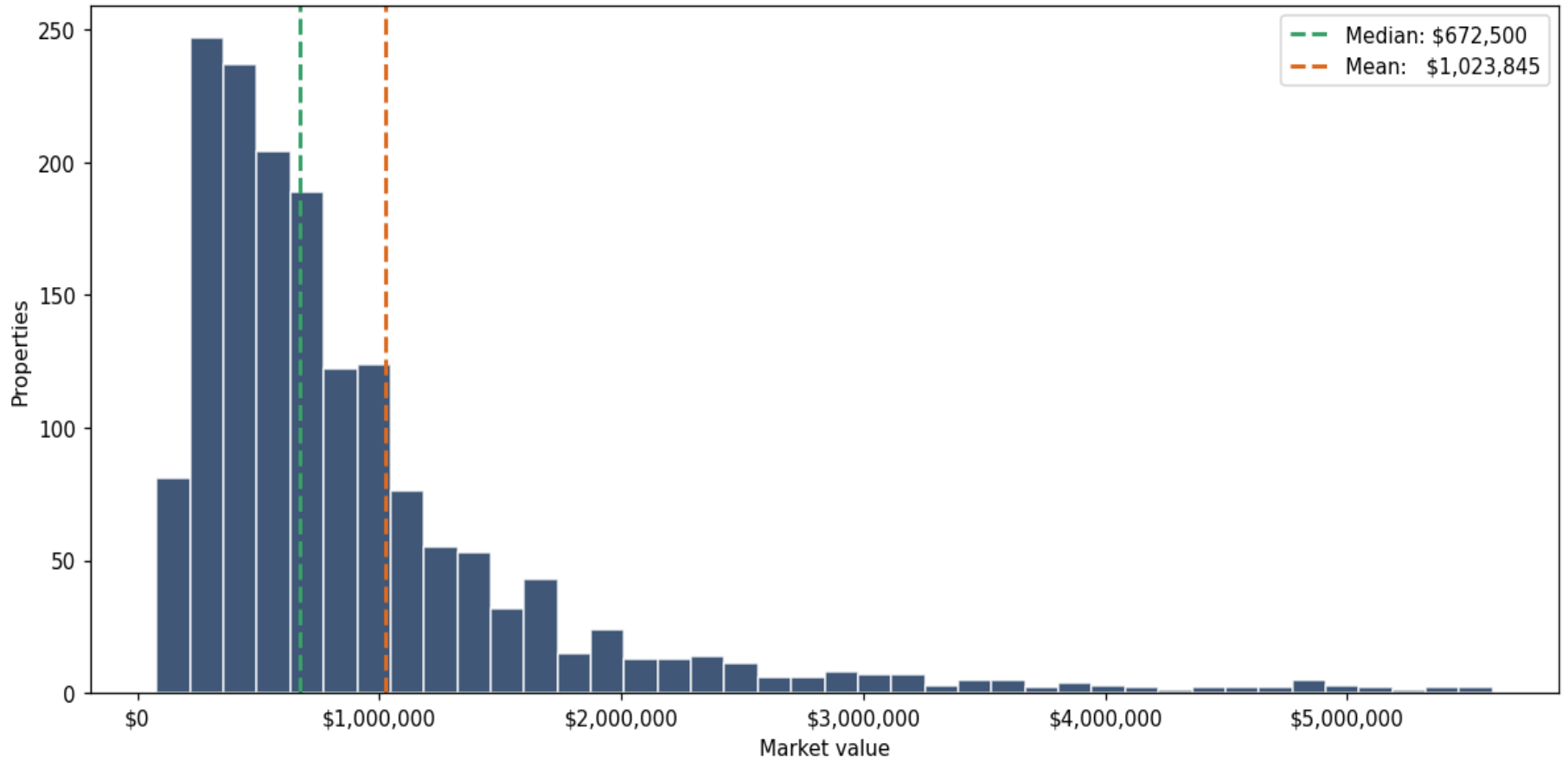
Address	City	Type	Market Value	Sq Ft	Year	Annual Tax
9310 ULMERTON RD	Largo	General Warehouse	\$2,400,000	20,000	2017	\$46,993
1333 STARKEY RD # A	Largo	General Warehouse	\$2,400,000	29,925	1999	\$46,803
2230 31ST ST S	St. Petersburg	General Warehouse	\$2,385,000	40,000	1988	\$50,138
11528 53RD ST N	Pinellas Park	General Warehouse	\$2,382,000	28,866	1981	\$51,636
4021 TAMPA RD	Oldsmar	General Warehouse	\$2,375,000	16,242	2006	\$42,041
4499 126TH AVE N	Pinellas Park	General Warehouse	\$2,360,000	34,880	1973	\$48,940
1200 STARKEY RD	Largo	General Warehouse	\$2,330,000	25,800	1974	\$45,569
9310 ULMERTON RD	Largo	General Warehouse	\$2,325,000	12,500	2018	\$45,190
1190 20TH ST N	St. Petersburg	General Warehouse	\$2,315,000	37,895	1991	\$47,907
4655 118TH AVE N	Pinellas Park	General Warehouse	\$2,300,000	34,550	1975	\$47,602
4033 35TH ST N	St. Petersburg	General Warehouse	\$2,300,000	36,350	1985	\$49,002
495 BRADY RD	Tarpon Springs	General Warehouse	\$2,300,000	24,000	2023	\$43,796
10445 49TH ST N	Pinellas Park	General Warehouse	\$2,295,000	29,840	1984	\$47,411
4241 31ST ST N	St. Petersburg	General Warehouse	\$2,285,000	44,022	1969	\$50,421
2151 CALUMET ST	Clearwater	General Warehouse	\$2,285,000	31,356	1967	\$45,768
7155 142ND AVE N	Largo	General Warehouse	\$2,275,000	30,046	2021	\$46,234
12845 US HIGHWAY 19 N	Clearwater	General Warehouse	\$2,260,000	25,281	2004	\$42,946
2440 30TH AVE N	St. Petersburg	General Warehouse	\$2,240,000	32,924	1959	\$47,250
3900 78TH AVE N	Pinellas Park	General Warehouse	\$2,235,000	20,600	2005	\$47,844
4568 131ST AVE N	Clearwater	General Warehouse	\$2,225,000	30,540	1977	\$42,212
4711 126TH AVE N	Clearwater	General Warehouse	\$2,225,000	43,750	1978	\$44,047
12900 34TH ST N	Pinellas Park	General Warehouse	\$2,225,000	31,000	2001	\$45,117
3637 131ST AVE N	Pinellas Park	General Warehouse	\$2,190,000	20,228	1984	\$45,881
12500 71ST CT	Pinellas Park	General Warehouse	\$2,175,000	18,168	2008	\$42,058
3910 TAMPA RD	Oldsmar	General Warehouse	\$2,170,000	14,920	1950	\$38,976

Address	City	Type	Market Value	Sq Ft	Year	Annual Tax
13770 AUTOMOBILE BLVD	Largo	General Warehouse	\$2,160,000	30,050	1998	\$44,145
41916 US HIGHWAY 19 N	Tarpon Springs	General Warehouse	\$2,150,000	24,400	2005	\$42,384
661 40TH ST S	St. Petersburg	General Warehouse	\$2,135,000	41,952	1956	\$45,467
700 MAGNOLIA DR	Clearwater	General Warehouse	\$2,130,000	19,518	1987	\$43,252
2011 WEAVER PARK DR	Clearwater	General Warehouse	\$2,115,000	34,252	1977	\$42,246
4677 118TH AVE N	Pinellas Park	General Warehouse	\$2,115,000	31,270	1978	\$45,403
4140 118TH AVE N	Pinellas Park	General Warehouse	\$2,110,000	14,220	1985	\$41,676
1568 NORTH BEND DR	Tarpon Springs	General Warehouse	\$2,100,000	20,000	2024	\$41,065
7025 90TH AVE	Pinellas Park	General Warehouse	\$2,095,000	14,619	1941	\$44,906
8725 66TH CT	Pinellas Park	General Warehouse	\$2,075,000	22,140	2006	\$45,431
10815 US HIGHWAY 19 N	Pinellas Park	General Warehouse	\$2,055,000	28,500	1975	\$41,695
11201 49TH ST N	Pinellas Park	General Warehouse	\$2,050,000	22,000	1974	\$39,668
855 DUNBAR AVE	Oldsmar	General Warehouse	\$2,025,000	23,594	1985	\$35,910
6365 53RD ST N	Pinellas Park	General Warehouse	\$2,023,000	27,423	1974	\$43,018
9380 ULMERTON RD	Largo	General Warehouse	\$2,000,000	42,551	1969	\$42,721
4700 110TH AVE N	Pinellas Park	General Warehouse	\$2,000,000	23,898	1988	\$44,662
12300 44TH ST N	Pinellas Park	General Warehouse	\$2,000,000	11,256	1971	\$47,162
2201 72ND ST N	St. Petersburg	General Warehouse	\$1,990,000	27,783	1962	\$42,130
728 WESLEY AVE	Tarpon Springs	General Warehouse	\$1,975,000	22,950	2002	\$38,145
4501 ULMERTON RD	Largo	General Warehouse	\$1,975,000	27,500	1973	\$39,398
2061 RANGE RD	Clearwater	General Warehouse	\$1,970,000	32,000	1982	\$39,478
6700 49TH ST N	Pinellas Park	General Warehouse	\$1,970,000	27,200	1968	\$43,018
1499 BEACH DR SE	St. Petersburg	General Warehouse	\$1,968,000	24,500	1959	\$46,811
440 S PINELLAS AVE	Tarpon Springs	General Warehouse	\$1,960,000	25,436	1924	\$37,863
13755 US HIGHWAY 19 N	Clearwater	General Warehouse	\$1,960,000	24,449	1972	\$39,000

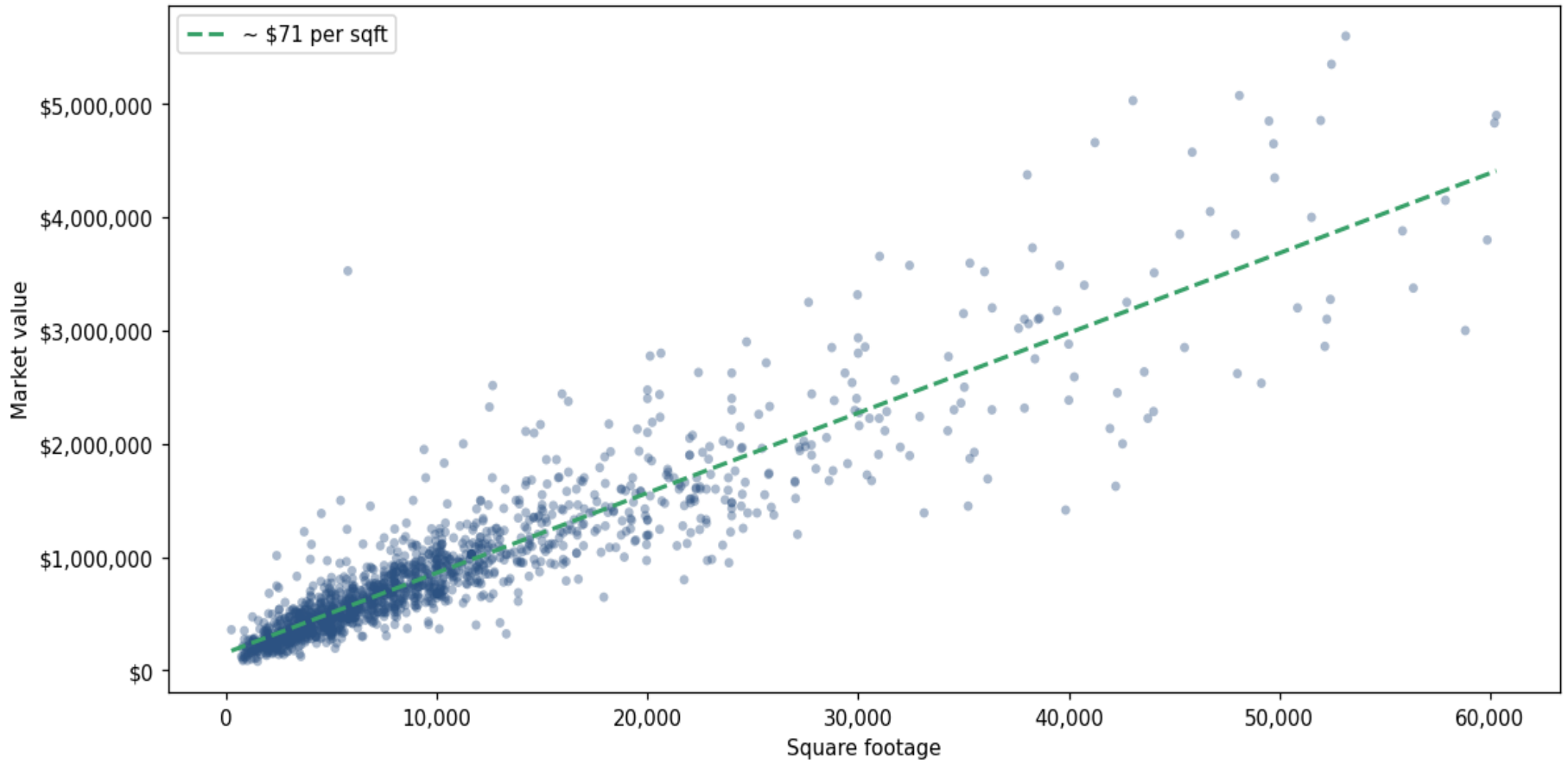
Address	City	Type	Market Value	Sq Ft	Year	Annual Tax
12990 34TH ST N	Clearwater	General Warehouse	\$1,950,000	9,394	1971	\$38,043
10551 47TH ST N	Pinellas Park	General Warehouse	\$1,940,000	27,235	1990	\$50,900
13733 W RENA DR	Largo	General Warehouse	\$1,935,000	19,600	1965	\$36,583
14455 MYERLAKE CIR	Largo	General Warehouse	\$1,930,000	18,250	2021	\$37,974
1765 COMMERCE AVE N	St. Petersburg	General Warehouse	\$1,925,000	22,614	1986	\$41,831
12388 STARKEY RD	Largo	General Warehouse	\$1,925,000	35,512	1971	\$37,045
2050 WEAVER PARK DR	Clearwater	General Warehouse	\$1,905,000	30,968	1974	\$38,201
716 WESLEY AVE	Tarpon Springs	General Warehouse	\$1,900,000	22,000	1997	\$36,733
12775 STARKEY RD	Largo	General Warehouse	\$1,900,000	27,791	1974	\$35,611
720 WESLEY AVE	Tarpon Springs	General Warehouse	\$1,900,000	22,000	1999	\$36,733
4740 126TH AVE N	Clearwater	General Warehouse	\$1,895,000	32,448	1978	\$37,991
3777 62ND AVE N	Pinellas Park	General Warehouse	\$1,885,000	17,971	2013	\$40,080
1955 3RD AVE S	St. Petersburg	General Warehouse	\$1,875,000	20,043	1956	\$38,843
10161 49TH ST	Pinellas Park	General Warehouse	\$1,870,000	35,300	1970	\$46,518
351 COMMERCE BLVD	Oldsmar	General Warehouse	\$1,865,000	22,900	1986	\$34,334
11800 31ST CT N	Pinellas Park	General Warehouse	\$1,860,000	15,200	2020	\$36,514
6760 ULMERTON RD	Largo	General Warehouse	\$1,860,000	15,680	2002	\$36,076
12595 BELCHER RD S	Pinellas Park	General Warehouse	\$1,850,000	20,200	1971	\$38,234
1350 STARKEY RD	Largo	General Warehouse	\$1,830,000	10,350	1974	\$36,835
12753 60TH ST N	Pinellas Park	General Warehouse	\$1,825,000	29,500	1982	\$38,712
1430 L AND R INDUSTRIAL BLVD	Tarpon Springs	General Warehouse	\$1,790,000	17,734	1985	\$34,378
3430 FAIRFIELD AVE S	St. Petersburg	General Warehouse	\$1,780,000	27,995	1947	\$37,708
12461 CREEKSIDE DR	Largo	General Warehouse	\$1,775,000	20,958	2001	\$33,028
2138 28TH ST N	St. Petersburg	General Warehouse	\$1,762,000	28,805	1954	\$38,843
11440 66TH ST	Pinellas Park	General Warehouse	\$1,760,000	24,160	1974	\$39,267

Address	City	Type	Market Value	Sq Ft	Year	Annual Tax
13155 STARKEY RD	Largo	General Warehouse	\$1,750,000	20,980	2005	\$34,177
16604 US HIGHWAY 19 N	Clearwater	General Warehouse	\$1,750,000	16,250	1975	\$31,811
6235 118TH AVE	Pinellas Park	General Warehouse	\$1,740,000	25,775	1994	\$35,176
12415 AUTOMOBILE BLVD	Pinellas Park	General Warehouse	\$1,730,000	23,000	1980	\$36,801
13195 49TH ST N	Clearwater	General Warehouse	\$1,730,000	25,745	1964	\$36,247
987 WITHLACOOCHEE ST	Safety Harbor	General Warehouse	\$1,725,000	20,900	1984	\$31,873
8578 115TH AVE	Largo	General Warehouse	\$1,725,000	30,421	1994	\$32,582
3634 131ST AVE N	Pinellas Park	General Warehouse	\$1,705,000	15,813	1984	\$35,845
801 STEVENS AVE	Oldsmar	General Warehouse	\$1,700,000	19,300	1985	\$31,443
8321 ULMERTON RD	Largo	General Warehouse	\$1,700,000	23,840	1969	\$31,988
109 COMMERCE BLVD	Oldsmar	General Warehouse	\$1,700,000	9,476	1981	\$30,392
2323 STATE ROAD 580	Clearwater	General Warehouse	\$1,700,000	12,638	1972	\$31,181

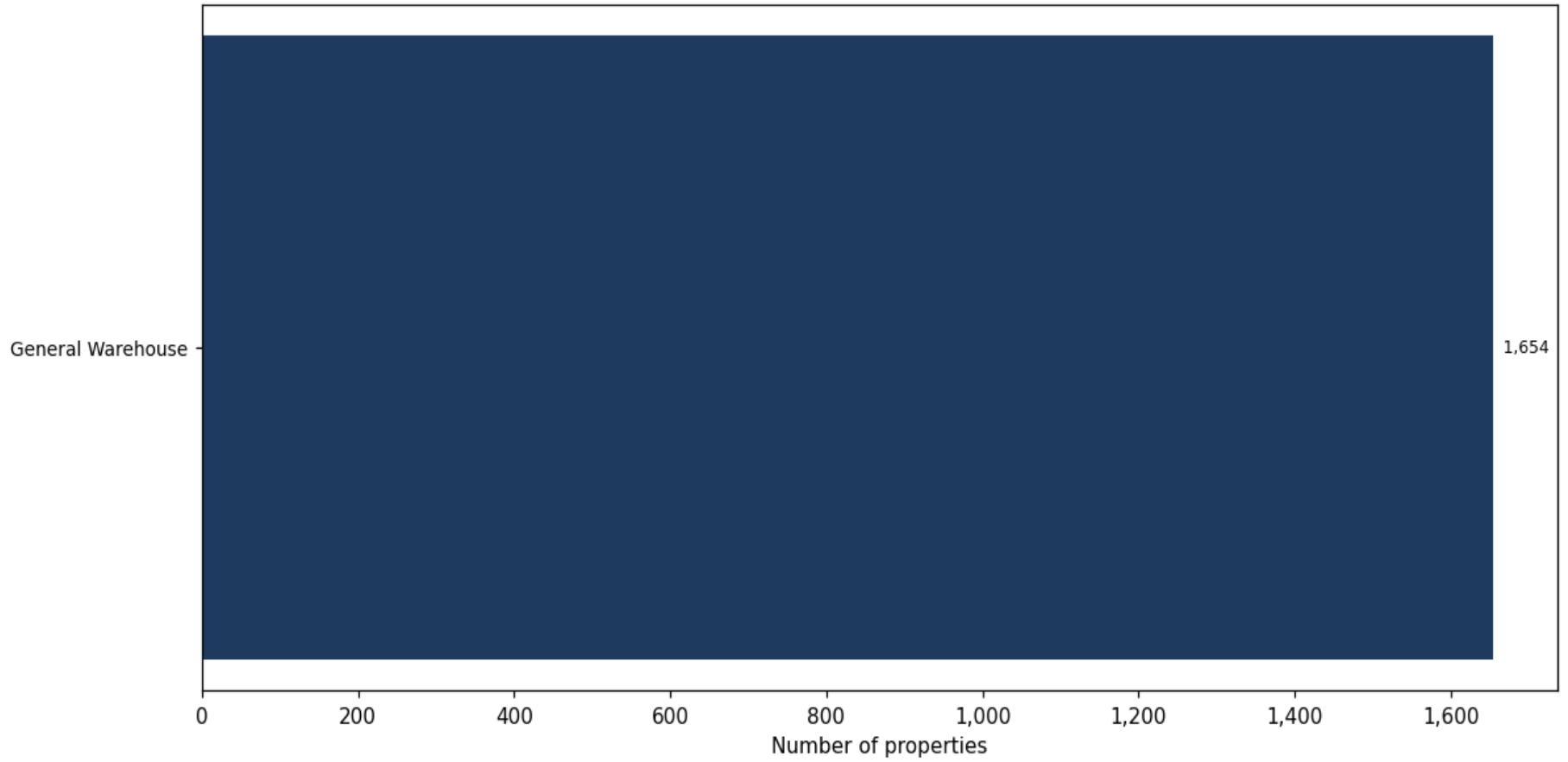
Market value distribution (n=1,650, top 1% trimmed for readability)



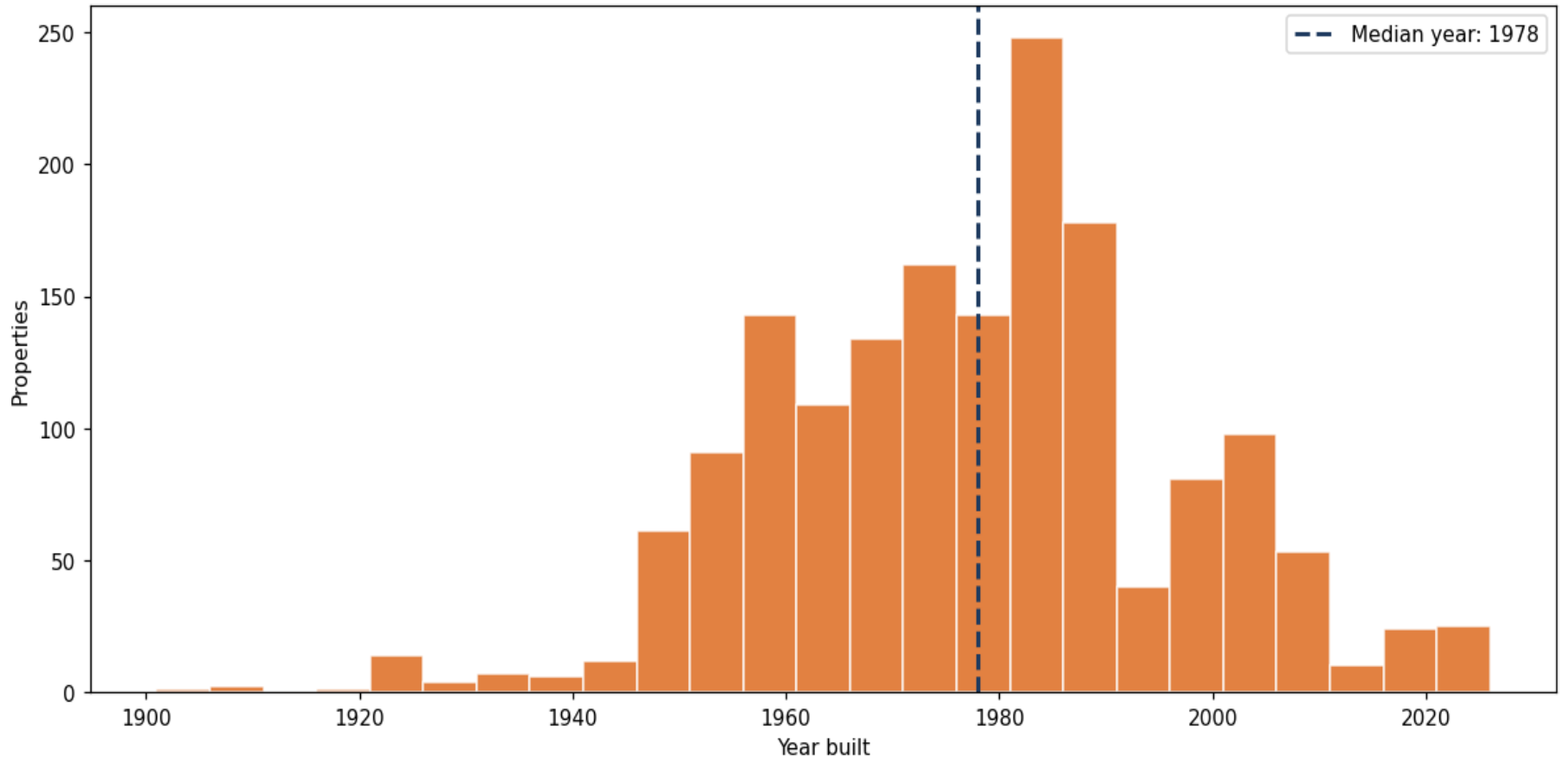
Building size vs. market value (n=1,616, outliers trimmed)



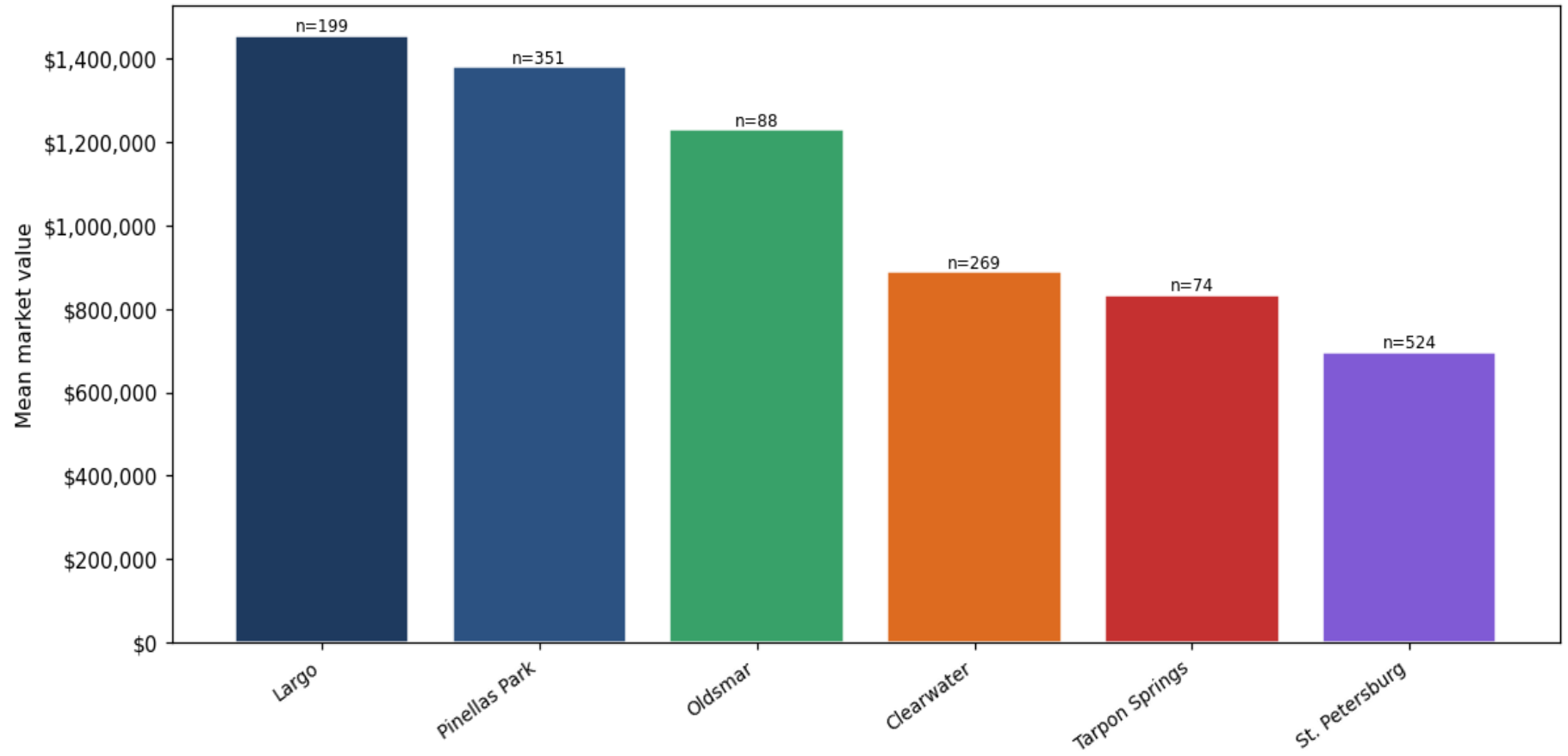
Top property types by count



Year built distribution (5-year buckets)



Mean market value by city (cities with ≥ 50 matches)



Market value vs. assessed value (gap = untaxed appreciation)

