

Pinellas Property Market Report

22 matching properties • May 30, 2026

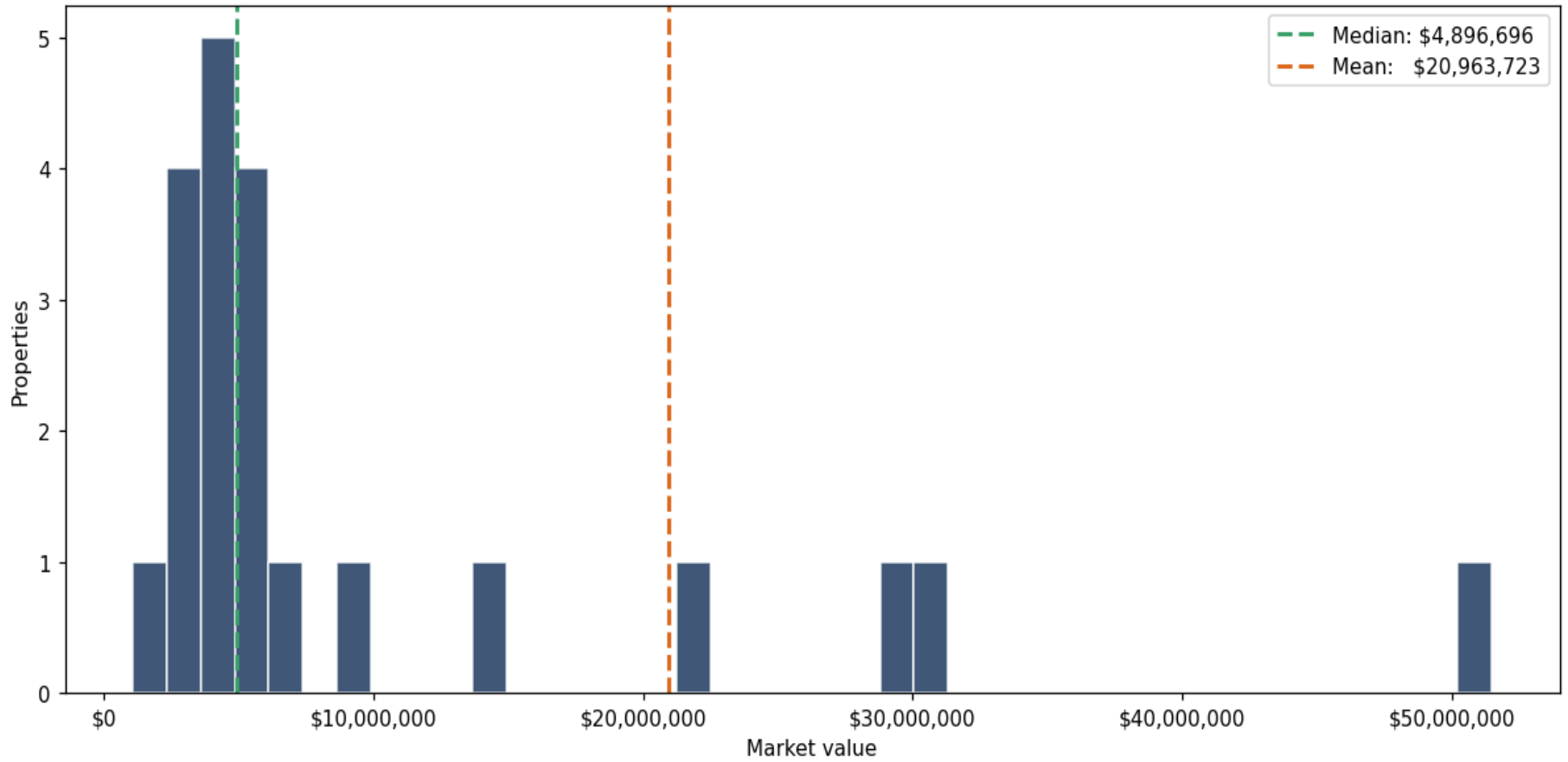
Filters applied	Headline numbers
Property type: Federal Gov't - Non-residential (commercial) only	Properties matched: 22
	Median market value: \$4,944,793
	Mean market value: \$20,963,723
	Min / Max: \$1,062,962 / \$245,914,408
	Mean square footage: 135,762

Top 22 properties by market value

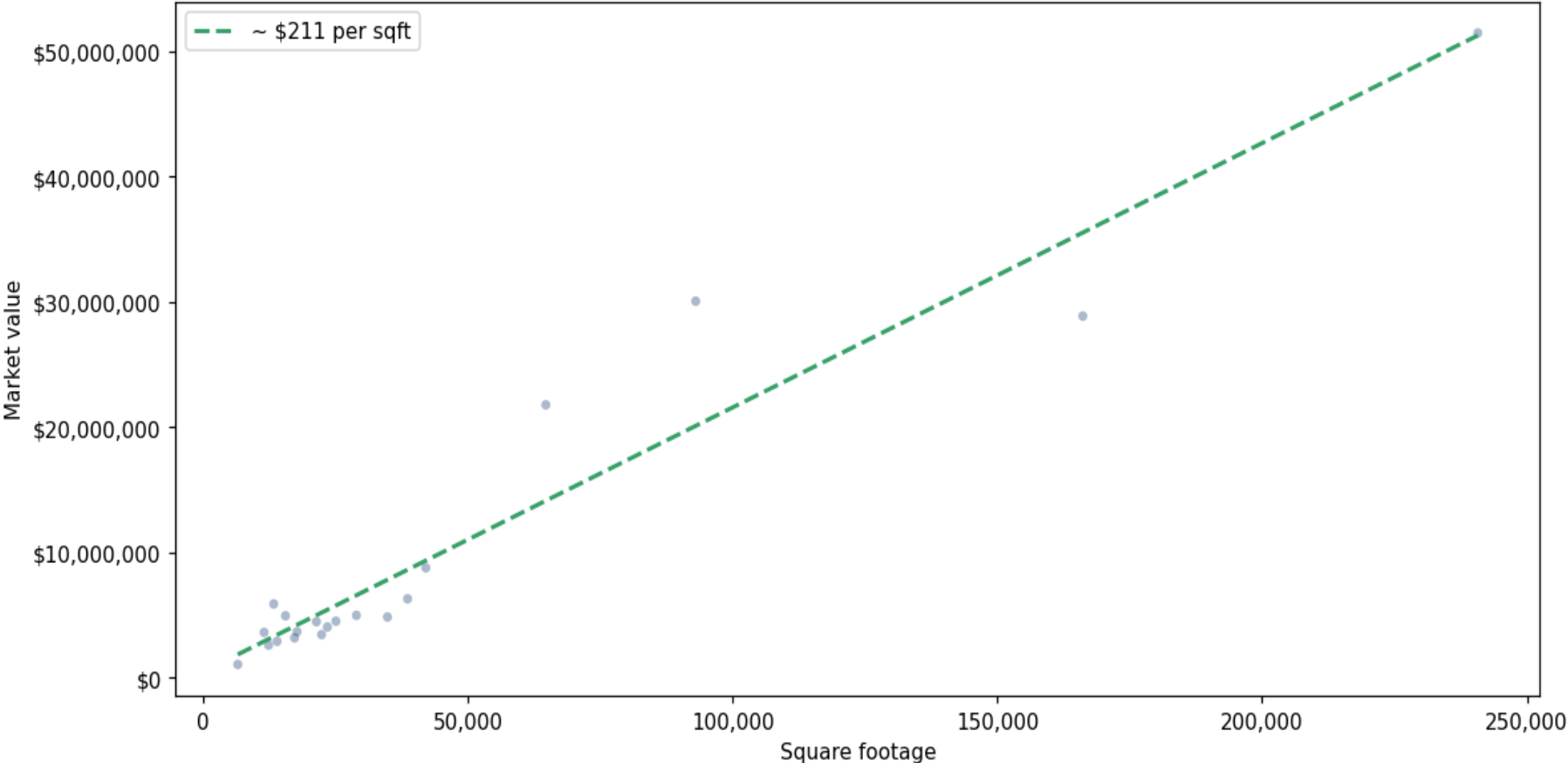
Address	City	Type	Market Value	Sq Ft	Year	Annual Tax
9500 BAY PINES BLVD	St. Petersburg	Federal Gov't - Non-resi	\$245,914,408	1,811,140	2002	\$4,014,713
8980 28TH ST N	Pinellas Park	Federal Gov't - Non-resi	\$51,479,301	240,736	2004	\$1,118,965
1300 BEACH DR SE	St. Petersburg	Federal Gov't - Non-resi	\$30,065,168	93,042	1958	\$637,182
500 22ND ST S	St. Petersburg	Federal Gov't - Non-resi	\$28,871,807	166,148	2009	\$520,405
8TH AVE SE	St. Petersburg	Federal Gov't - Non-resi	\$21,788,904	64,743	1942	\$445,647
4585 RESCUE WAY	Clearwater	Federal Gov't - Non-resi	\$13,782,433	265,422	1964	\$242,899
50 8TH AVE SW	Largo	Federal Gov't - Non-resi	\$8,779,477	42,092	1984	\$152,685
495 DEMPSEY RD	Palm Harbor	Federal Gov't - Non-resi	\$6,302,248	38,642	1977	\$118,627
1375 GULF BLVD	Clearwater	Federal Gov't - Non-resi	\$5,891,084	13,360	1985	\$115,496
850 E LIME ST	Tarpon Springs	Federal Gov't - Non-resi	\$4,983,142	28,978	1991	\$96,469
76 4TH ST N	St. Petersburg	Federal Gov't - Non-resi	\$4,944,793	15,588	1926	\$102,137
9355 113TH ST	Seminole	Federal Gov't - Non-resi	\$4,848,600	34,840	1995	\$72,185
636 CLEVELAND ST	Clearwater	Federal Gov't - Non-resi	\$4,514,807	25,116	1933	\$85,608

Address	City	Type	Market Value	Sq Ft	Year	Annual Tax
4222 22ND AVE S	St. Petersburg	Federal Gov't - Non-resi	\$4,477,965	21,435	1997	\$91,293
1201 GANDY BLVD N	St. Petersburg	Federal Gov't - Non-resi	\$4,052,428	23,500	2000	\$75,242
5260 78TH AVE N	Pinellas Park	Federal Gov't - Non-resi	\$3,675,483	17,769	1975	\$77,366
3905 TAMPA RD	Oldsmar	Federal Gov't - Non-resi	\$3,620,711	11,543	1987	\$59,119
FAIRCHILD DR	Clearwater	Federal Gov't - Non-resi	\$3,445,676	22,400	2001	\$63,782
701 77TH AVE N	St. Petersburg	Federal Gov't - Non-resi	\$3,185,164	17,295	1999	\$58,187
FAIRCHILD DR	Clearwater	Federal Gov't - Non-resi	\$2,908,856	14,000	2004	\$53,195
1275 66TH ST N	St. Petersburg	Federal Gov't - Non-resi	\$2,606,499	12,400	1975	\$53,613
901 34TH AVE N	St. Petersburg	Federal Gov't - Non-resi	\$1,062,962	6,579	1961	\$21,385

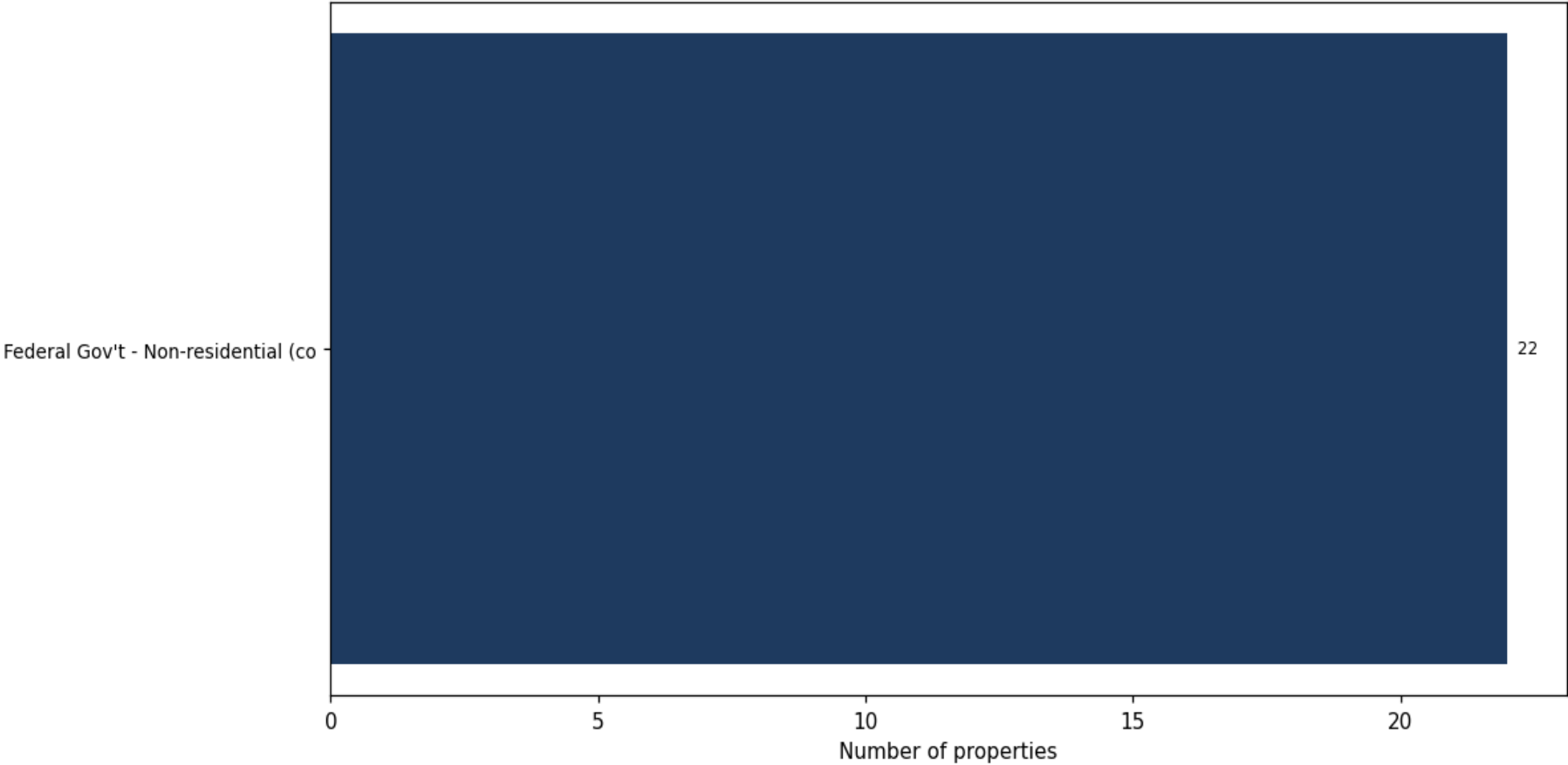
Market value distribution (n=22, top 1% trimmed for readability)



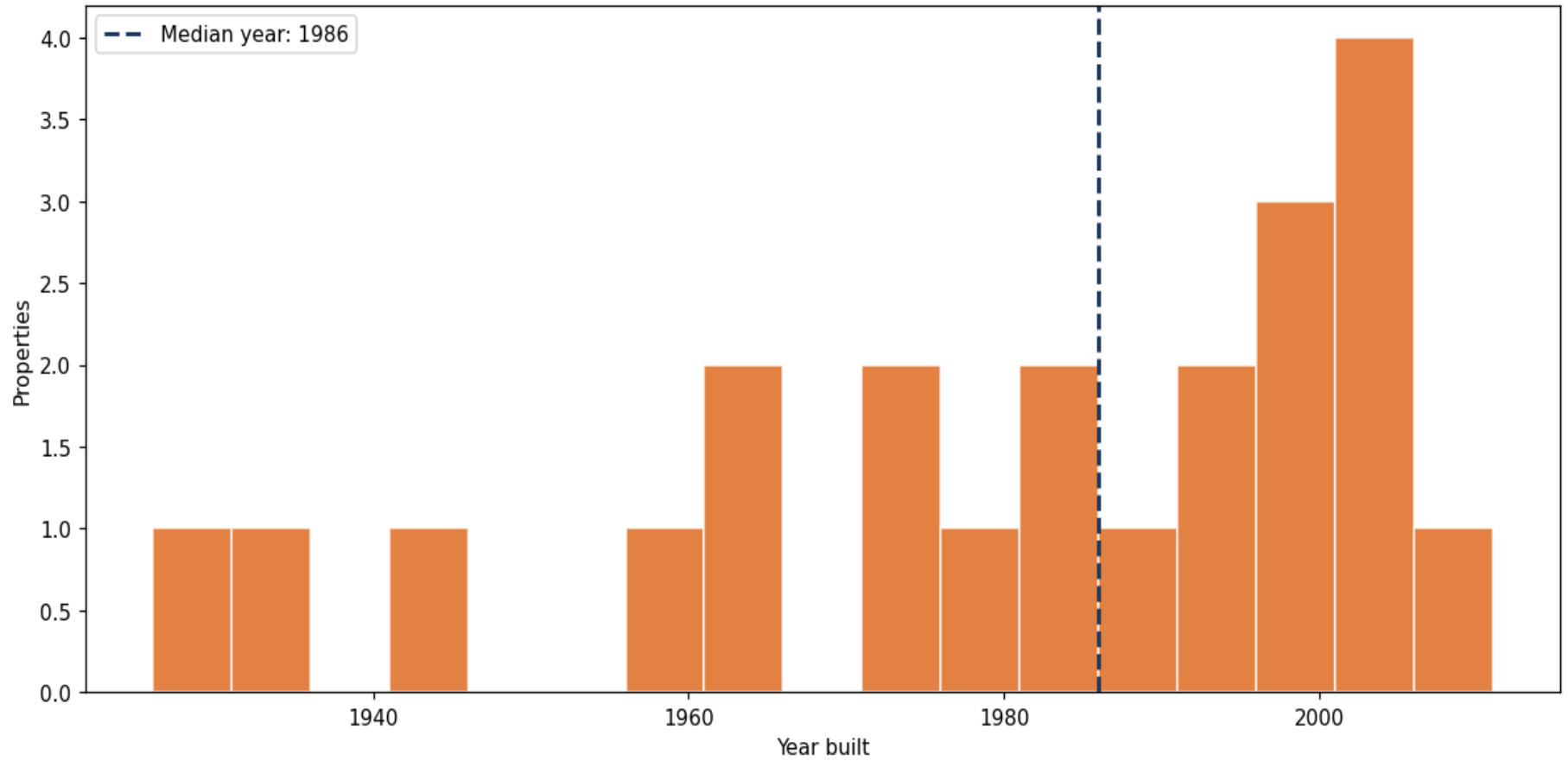
Building size vs. market value (n=20, outliers trimmed)



Top property types by count



Year built distribution (5-year buckets)



Market value vs. assessed value (gap = untaxed appreciation)

