

Pinellas Property Market Report

272 matching properties • May 30, 2026

Filters applied	Headline numbers
Property type: Electric Power Company (Florida Power, Tampa Elec.) Easement, Office	Properties matched: 272
	Median market value: \$29,376
	Mean market value: \$429,009
	Min / Max: \$85 / \$15,154,540
	Mean square footage: 7,993

Top 200 properties by market value

Address	City	Type	Market Value	Sq Ft	Year	Annual Tax
1601 WEEDON ISLAND DR	St. Petersburg	Electric Power Company (\$15,154,540	87,305	2013	\$258,132
2166 PALMETTO ST	Clearwater	Electric Power Company (\$9,341,459	64,330	2006	\$181,453
2365 25TH ST N	St. Petersburg	Electric Power Company (\$8,069,174	92,234	1962	\$153,236
6565 38TH AVE N	St. Petersburg	Electric Power Company (\$6,100,000	32,904	1978	\$123,004
125 4TH AVE N	St. Petersburg	Electric Power Company (\$5,075,581	588	1963	\$104,042
12600 WALSINGHAM RD	Largo	Electric Power Company (\$4,300,000	32,099	1974	\$78,748
105 16TH ST	St. Petersburg	Electric Power Company (\$3,945,554	1,720		\$80,816
1901 GANDY BLVD N	St. Petersburg	Electric Power Company (\$3,010,910	2,585	1961	\$61,574
25078 US HIGHWAY 19 N	Clearwater	Electric Power Company (\$2,500,000	1,527	1956	\$44,428
TIMBER BAY CIR	Safety Harbor	Electric Power Company (\$2,454,641	950	1975	\$41,265
101 13TH AVE S	St. Petersburg	Electric Power Company (\$2,300,811	6,120	1968	\$47,019
101 CEMETERY RD	Tarpon Springs	Electric Power Company (\$2,169,564	3,220		\$44,767
1330 4TH ST S	St. Petersburg	Electric Power Company (\$2,042,373	10,530	2023	\$40,487

Address	City	Type	Market Value	Sq Ft	Year	Annual Tax
3651 WYNFORD DR	Palm Harbor	Electric Power Company (\$2,011,547	2,613	1966	\$36,675
4055 13TH AVE N	St. Petersburg	Electric Power Company (\$1,820,000	1,844	1959	\$37,847
GANDY BLVD	St. Petersburg	Electric Power Company (\$1,605,352			\$31,978
BAY ESPLANADE	Clearwater	Electric Power Company (\$1,588,568			\$31,674
1ST AVE N	St. Petersburg	Electric Power Company (\$1,514,699			\$31,073
1ST AVE S	St. Petersburg	Electric Power Company (\$1,495,096	704	1953	\$30,817
5249 1ST ST NE	St. Petersburg	Electric Power Company (\$1,485,802	1,014	1964	\$30,829
1920 9TH AVE N	St. Petersburg	Electric Power Company (\$1,384,997	6,000	2006	\$25,481
RACETRACK RD N	Oldsmar	Electric Power Company (\$1,300,000	3,360	1971	\$23,919
5400 ULMERTON RD	Pinellas Park	Electric Power Company (\$1,300,000	1,560	1963	\$25,330
5191 62ND AVE N	Pinellas Park	Electric Power Company (\$1,276,967			\$28,285
4501 31ST ST S	St. Petersburg	Electric Power Company (\$1,238,586	816	1959	\$25,417
335 13TH AVE S	St. Petersburg	Electric Power Company (\$1,229,433	1,200	1976	\$25,218
STARLING DR	Oldsmar	Electric Power Company (\$1,198,594			\$21,637
160 13TH AVE S	St. Petersburg	Electric Power Company (\$1,150,000	2,132	1996	\$23,306
RAINVILLE RD	Tarpon Springs	Electric Power Company (\$1,086,810			\$19,647
BAY ESPLANADE	Clearwater	Electric Power Company (\$974,164			\$19,423
11739 34TH ST N	Pinellas Park	Electric Power Company (\$933,811	1,296	1993	\$18,070
6897 CENTRAL AVE	St. Petersburg	Electric Power Company (\$875,910	777	1956	\$17,878
1920 9TH AVE N	St. Petersburg	Electric Power Company (\$837,859	2,112	1990	\$18,607
2301 ANVIL ST N	St. Petersburg	Electric Power Company (\$799,243	1,064	1972	\$16,224
62ND AVE N	Pinellas Park	Electric Power Company (\$772,260			\$17,106
62ND AVE N	Seminole	Electric Power Company (\$726,240			\$13,147
8675 PARK BLVD	Seminole	Electric Power Company (\$671,001	532	1978	\$11,115
12551 86TH AVE	Seminole	Electric Power Company (\$634,107	532	1971	\$12,526

Address	City	Type	Market Value	Sq Ft	Year	Annual Tax
2185 9TH AVE N	Safety Harbor	Electric Power Company (\$621,222	1,060	1977	\$11,440
S OLD COACHMAN RD	Clearwater	Electric Power Company (\$609,705			\$14,513
49TH ST N	Pinellas Park	Electric Power Company (\$571,439			\$12,285
1100 AUBURN ST NE	Largo	Electric Power Company (\$559,642			\$10,916
300 31ST ST S	St. Petersburg	Electric Power Company (\$547,180	814	1957	\$11,201
2485 DRUID RD E	Clearwater	Electric Power Company (\$540,400	1,014	1964	\$9,719
RACETRACK RD	Oldsmar	Electric Power Company (\$519,819			\$9,456
1345 EAST BAY DR	Largo	Electric Power Company (\$512,999	1,622	1956	\$9,976
1160 UNION ST	Dunedin	Electric Power Company (\$512,926	1,750	1973	\$9,086
WEEDON DR	St. Petersburg	Electric Power Company (\$476,595			\$8,022
WEEDON DR	St. Petersburg	Electric Power Company (\$450,585			\$9,584
1ST AVE N	St. Petersburg	Electric Power Company (\$438,002			\$8,985
10250 BELCHER RD S	Pinellas Park	Electric Power Company (\$416,473	532	1970	\$8,220
13101 101ST ST	Largo	Electric Power Company (\$414,557	1,261	1983	\$8,044
TAMPA RD	Oldsmar	Electric Power Company (\$405,824			\$6,518
1250 TAMPA RD	Palm Harbor	Electric Power Company (\$393,460	532	1971	\$7,289
11275 62ND AVE N	Seminole	Electric Power Company (\$390,696	840	1955	\$7,230
325 EAST LAKE RD	Tarpon Springs	Electric Power Company (\$370,417	1,044	1989	\$6,797
7615 BOCA CIEGA DR	St. Pete Beach	Electric Power Company (\$342,580	437	1955	\$5,492
OLD COACHMAN RD	Clearwater	Electric Power Company (\$334,526			\$7,790
WEEDON DR	St. Petersburg	Electric Power Company (\$326,400			\$5,494
6495 PINELLAS BAYWAY S	St. Petersburg	Electric Power Company (\$316,099	2,048	1978	\$6,385
STARLING DR	Oldsmar	Electric Power Company (\$305,745			\$5,519
BURBANK RD	Oldsmar	Electric Power Company (\$303,076			\$5,689
ANCLOTE RD	Tarpon Springs	Electric Power Company (\$301,538			\$5,451

Address	City	Type	Market Value	Sq Ft	Year	Annual Tax
WEEDON DR	St. Petersburg	Electric Power Company (\$293,760			\$4,945
SUNFLOWER DR	Oldsmar	Electric Power Company (\$291,924			\$5,270
OMAHA ST	Palm Harbor	Electric Power Company (\$283,220			\$5,113
6700 32ND ST N	St. Petersburg	Electric Power Company (\$282,472	612	1988	\$6,547
4TH AVE SW	Largo	Electric Power Company (\$272,493			\$5,183
825 SAN CHRISTOPHER DR	Dunedin	Electric Power Company (\$261,446	720	1961	\$4,673
ALDERMAN RD	Palm Harbor	Electric Power Company (\$250,000	1,296	1980	\$4,513
609 N MARTIN LUTHER KING JR AVE	Clearwater	Electric Power Company (\$248,492	1,200	1949	\$4,828
LORA LN	Tarpon Springs	Electric Power Company (\$185,640			\$3,351
39TH AVE S	St. Petersburg	Electric Power Company (\$184,352			\$3,769
RIDGEMOOR DR	Tarpon Springs	Electric Power Company (\$182,529			\$3,295
81ST AVE NE	St. Petersburg	Electric Power Company (\$182,186			\$3,787
LORA LN	Tarpon Springs	Electric Power Company (\$181,560			\$3,278
TAMPA RD	Oldsmar	Electric Power Company (\$178,755			\$3,227
755 MAC CRILLUS RD	Largo	Electric Power Company (\$168,403	1,064	1991	\$3,283
102ND AVE N	Pinellas Park	Electric Power Company (\$167,739			\$3,520
FOREST LAKES PKWY	Oldsmar	Electric Power Company (\$164,934			\$2,977
1500 EAST LAKE RD	Palm Harbor	Electric Power Company (\$163,824	837	1997	\$3,056
LAKE ST	Tarpon Springs	Electric Power Company (\$161,588			\$3,107
1ST AVE S	St. Petersburg	Electric Power Company (\$160,884			\$3,348
1ST AVE S	St. Petersburg	Electric Power Company (\$151,470			\$3,129
STARLING DR	Oldsmar	Electric Power Company (\$144,279			\$2,605
ANCLOTE RD	Tarpon Springs	Electric Power Company (\$141,419			\$2,557
ROOSEVELT BLVD	Largo	Electric Power Company (\$134,283	1,296	1979	\$2,400
FOREST LAKES PKWY	Oldsmar	Electric Power Company (\$121,380			\$2,191

Address	City	Type	Market Value	Sq Ft	Year	Annual Tax
TAMPA RD	Palm Harbor	Electric Power Company (\$119,649			\$2,218
66TH AVE N	Pinellas Park	Electric Power Company (\$119,000			\$2,595
TALLAHASSEE DR NE	St. Petersburg	Electric Power Company (\$116,178			\$2,391
3RD AVE S	St. Petersburg	Electric Power Company (\$115,610			\$2,377
LORA LN	Tarpon Springs	Electric Power Company (\$109,854			\$1,983
DISSTON AVE	Tarpon Springs	Electric Power Company (\$99,662			\$1,952
STATE ROAD 580	Clearwater	Electric Power Company (\$97,818			\$1,704
I - 275	St. Petersburg	Electric Power Company (\$95,370			\$1,900
1052 4TH AVE SW	Largo	Electric Power Company (\$80,792			\$1,595
LAKE BLVD	Pinellas Park	Electric Power Company (\$78,234			\$1,496
CYPRESS ST	Tarpon Springs	Electric Power Company (\$77,826			\$1,814
4TH AVE SW	Largo	Electric Power Company (\$77,561			\$1,503
4TH AVE SW	Largo	Electric Power Company (\$77,561			\$1,503
4TH AVE SW	Largo	Electric Power Company (\$77,561			\$1,503
4TH AVE SW	Largo	Electric Power Company (\$77,561			\$1,503
53RD WAY N	Pinellas Park	Electric Power Company (\$74,783			\$1,652
3299 NORTHRIDGE DR	Clearwater	Electric Power Company (\$74,358			\$1,439
FOREST LAKES BLVD	Oldsmar	Electric Power Company (\$72,624			\$1,311
39TH AVE S	St. Petersburg	Electric Power Company (\$72,271			\$1,515
SUNSET POINT RD	Clearwater	Electric Power Company (\$71,740			\$1,250
28TH ST	Pinellas Park	Electric Power Company (\$69,615			\$1,461
LORA LN	Tarpon Springs	Electric Power Company (\$64,311			\$1,161
69TH AVE N	St. Petersburg	Electric Power Company (\$62,188			\$1,470
94TH AVE NE	St. Petersburg	Electric Power Company (\$61,965			\$1,234
WEEDON DR	St. Petersburg	Electric Power Company (\$61,761			\$1,230

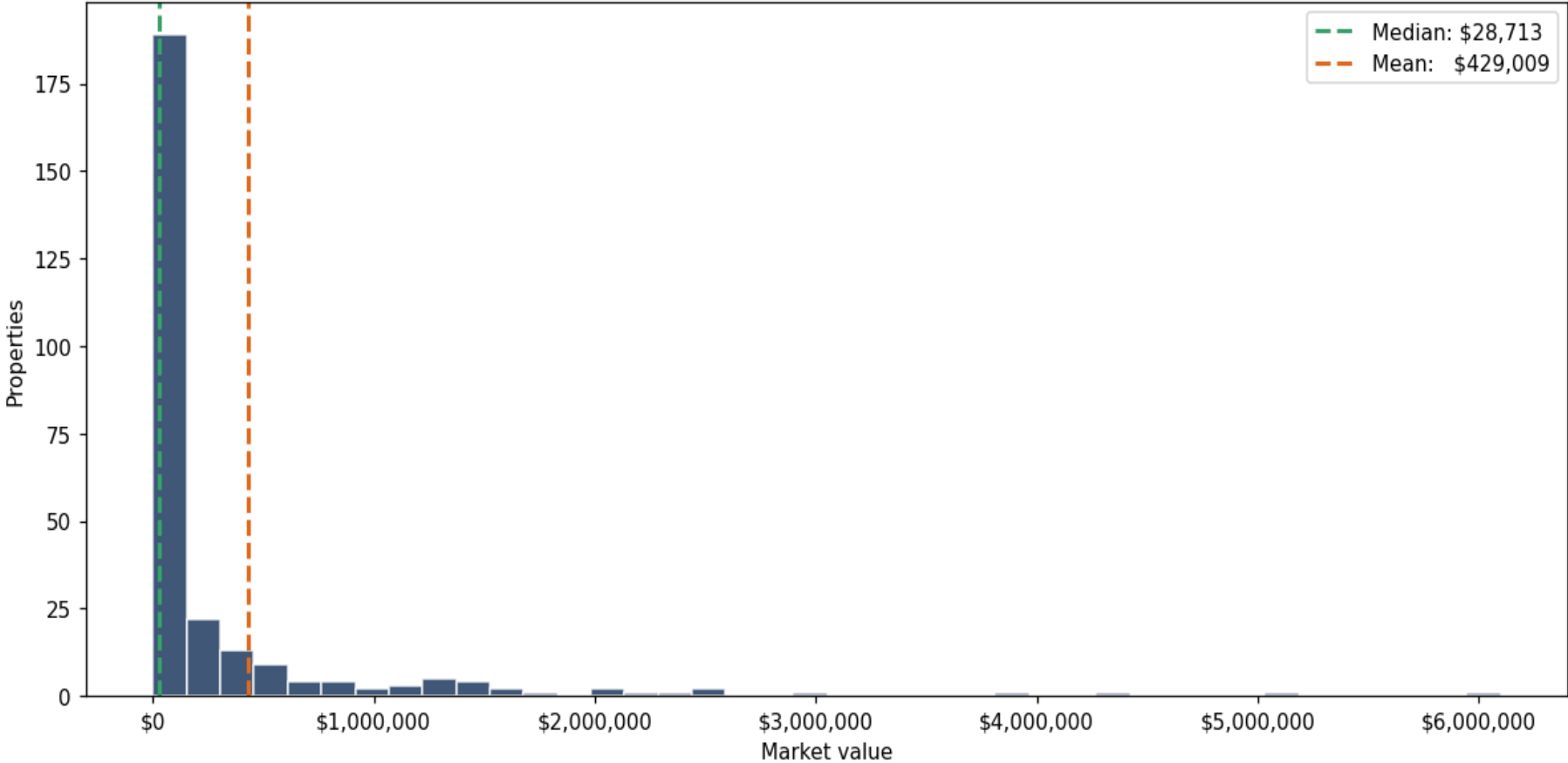
Address	City	Type	Market Value	Sq Ft	Year	Annual Tax
142ND AVE N	Largo	Electric Power Company (\$57,528			\$1,092
BELCHER RD S	Largo	Electric Power Company (\$54,876			\$1,042
66TH ST	Largo	Electric Power Company (\$53,244			\$1,011
RAILROAD AVE	Safety Harbor	Electric Power Company (\$50,388			\$872
113TH ST	Seminole	Electric Power Company (\$49,875			\$930
TAMPA RD	Oldsmar	Electric Power Company (\$46,818			\$820
BELLEAIR RD	Largo	Electric Power Company (\$44,574			\$846
126TH AVE N	Pinellas Park	Electric Power Company (\$42,687			\$816
2609 COUNTRYSIDE BLVD	Clearwater	Electric Power Company (\$42,330			\$819
SUNSET POINT RD	Clearwater	Electric Power Company (\$41,208			\$797
DRUID RD E	Clearwater	Electric Power Company (\$37,587			\$655
40TH ST N	Pinellas Park	Electric Power Company (\$36,805			\$920
20TH AVE SE	Largo	Electric Power Company (\$36,669			\$696
WHITNEY RD	Largo	Electric Power Company (\$36,159			\$687
NE COACHMAN RD	Clearwater	Electric Power Company (\$35,190			\$681
BLANDON RD	Oldsmar	Electric Power Company (\$34,374			\$552
ASHBURY ST	Oldsmar	Electric Power Company (\$34,323			\$551
NURSERY RD	Clearwater	Electric Power Company (\$33,558			\$585
EAST BAY DR	Largo	Electric Power Company (\$32,181			\$611
2500 STAG RUN BLVD	Clearwater	Electric Power Company (\$30,498			\$590
ANCLOTE RD	Tarpon Springs	Electric Power Company (\$30,388			\$549
142ND AVE N	Largo	Electric Power Company (\$29,478			\$560
PATTY DR	Oldsmar	Electric Power Company (\$29,376			\$515
DRUID RD	Clearwater	Electric Power Company (\$28,050			\$489
ROOSEVELT BLVD	Largo	Electric Power Company (\$26,826			\$509

Address	City	Type	Market Value	Sq Ft	Year	Annual Tax
I - 275	St. Petersburg	Electric Power Company (\$26,724			\$582
150TH AVE	Largo	Electric Power Company (\$26,112			\$496
SEABOARD COASTLINE RR	Tarpon Springs	Electric Power Company (\$25,449			\$479
99TH AVE NE	St. Petersburg	Electric Power Company (\$24,684			\$492
E DOUGLAS RD	Oldsmar	Electric Power Company (\$24,582			\$431
NURSERY RD	Clearwater	Electric Power Company (\$24,232			\$447
MEADOW WOOD DR	Clearwater	Electric Power Company (\$23,358			\$452
KEYSTONE RD	Tarpon Springs	Electric Power Company (\$22,593			\$408
NEBRASKA AVE	Palm Harbor	Electric Power Company (\$22,491			\$425
HARN BLVD	Clearwater	Electric Power Company (\$22,440			\$391
SHORE DR	Oldsmar	Electric Power Company (\$22,287			\$358
STATE ROAD 580	Clearwater	Electric Power Company (\$21,930			\$382
HARN BLVD	Clearwater	Electric Power Company (\$21,114			\$409
2614 COUNTRYSIDE BLVD	Clearwater	Electric Power Company (\$21,114			\$409
99TH AVE NE	St. Petersburg	Electric Power Company (\$20,910			\$352
DUNKIRK RD	Oldsmar	Electric Power Company (\$20,706			\$363
DUNKIRK RD	Oldsmar	Electric Power Company (\$20,706			\$363
NE COACHMAN RD	Clearwater	Electric Power Company (\$20,400			\$395
6100 150TH AVE N	Largo	Electric Power Company (\$20,043			\$381
STATE ROAD 580	Clearwater	Electric Power Company (\$19,533			\$378
CORTLAND ST	Oldsmar	Electric Power Company (\$19,125			\$307
WESTMINSTER ST	Oldsmar	Electric Power Company (\$18,921			\$331
WESTMINSTER ST	Oldsmar	Electric Power Company (\$18,921			\$331
99TH AVE NE	St. Petersburg	Electric Power Company (\$17,901			\$301
BERKLEY ST	Oldsmar	Electric Power Company (\$17,850			\$287

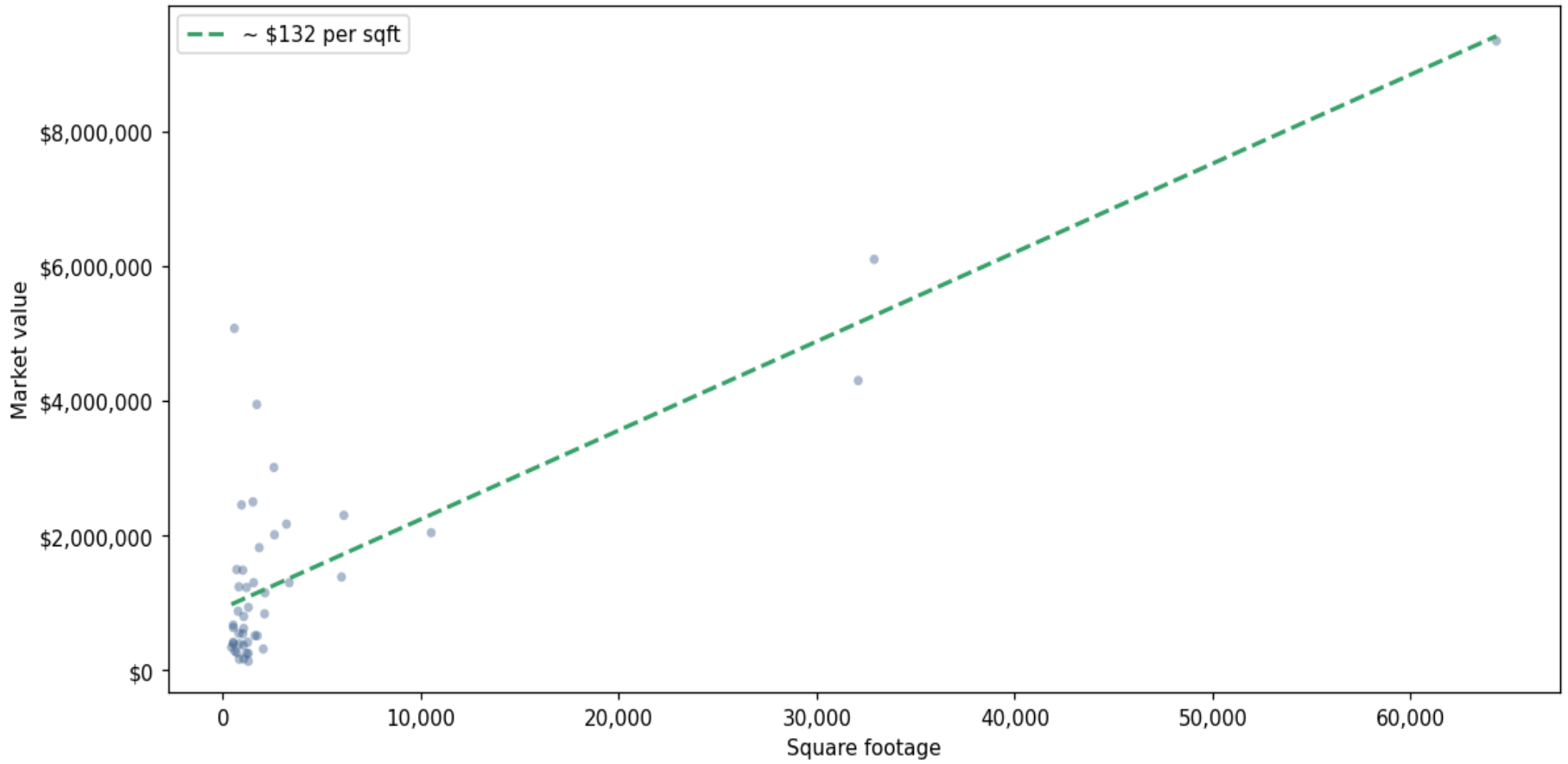
Address	City	Type	Market Value	Sq Ft	Year	Annual Tax
66TH AVE N	Pinellas Park	Electric Power Company (\$17,799			\$405
126TH AVE N	Pinellas Park	Electric Power Company (\$17,748			\$339
TAMPA RD	Oldsmar	Electric Power Company (\$16,320			\$262
99TH AVE NE	St. Petersburg	Electric Power Company (\$16,218			\$323
LAFAYETTE BLVD	Oldsmar	Electric Power Company (\$15,300			\$268
WELLINGTON AVE	Oldsmar	Electric Power Company (\$15,198			\$266
TAMPA RD	Oldsmar	Electric Power Company (\$15,096			\$264
BUCKHORN DR	Clearwater	Electric Power Company (\$15,045			\$291
SECOND ST	Clearwater	Electric Power Company (\$14,739			\$257
ENTERPRISE RD	Clearwater	Electric Power Company (\$14,127			\$273
BERKLEY ST	Oldsmar	Electric Power Company (\$14,025			\$225
LANARK ST	Oldsmar	Electric Power Company (\$14,025			\$246
KILSYTHE ST	Oldsmar	Electric Power Company (\$14,025			\$246
LANGTON ST	Oldsmar	Electric Power Company (\$13,872			\$223
US HIGHWAY 19 N	Pinellas Park	Electric Power Company (\$13,821			\$344
SEABOARD COASTLINE RR	Tarpon Springs	Electric Power Company (\$13,617			\$246
1150 UNION ST	Dunedin	Electric Power Company (\$13,311			\$234
142ND AVE	Largo	Electric Power Company (\$13,158			\$250
62ND ST	Largo	Electric Power Company (\$12,903			\$245
BELCHER RD	Largo	Electric Power Company (\$12,801			\$243
126TH AVE	Pinellas Park	Electric Power Company (\$12,750			\$244
NE COACHMAN RD	Clearwater	Electric Power Company (\$12,750			\$247
NURSERY RD	Clearwater	Electric Power Company (\$12,648			\$245
STATE ROAD 580	Clearwater	Electric Power Company (\$12,189			\$212
E DOUGLAS RD	Oldsmar	Electric Power Company (\$12,087			\$212

Address	City	Type	Market Value	Sq Ft	Year	Annual Tax
HAINES BAYSHORE RD	Largo	Electric Power Company (\$12,036			\$229
HARN BLVD	Clearwater	Electric Power Company (\$11,730			\$204
DRIFTWOOD AVE	Clearwater	Electric Power Company (\$11,577			\$224
139TH AVE	Largo	Electric Power Company (\$10,710			\$203
2610 ENTERPRISE RD E	Clearwater	Electric Power Company (\$10,302			\$199
TAMPA RD	Oldsmar	Electric Power Company (\$9,843			\$158
SEABOARD COASTLINE RR	Tarpon Springs	Electric Power Company (\$9,580			\$173
49TH ST N	Pinellas Park	Electric Power Company (\$9,384			\$179
PINELLAS AVE N	Tarpon Springs	Electric Power Company (\$8,746			\$158
66TH ST	Largo	Electric Power Company (\$8,721			\$166
WILD ACRES RD	Largo	Electric Power Company (\$8,721			\$154
STARKEY RD	Largo	Electric Power Company (\$8,721			\$166

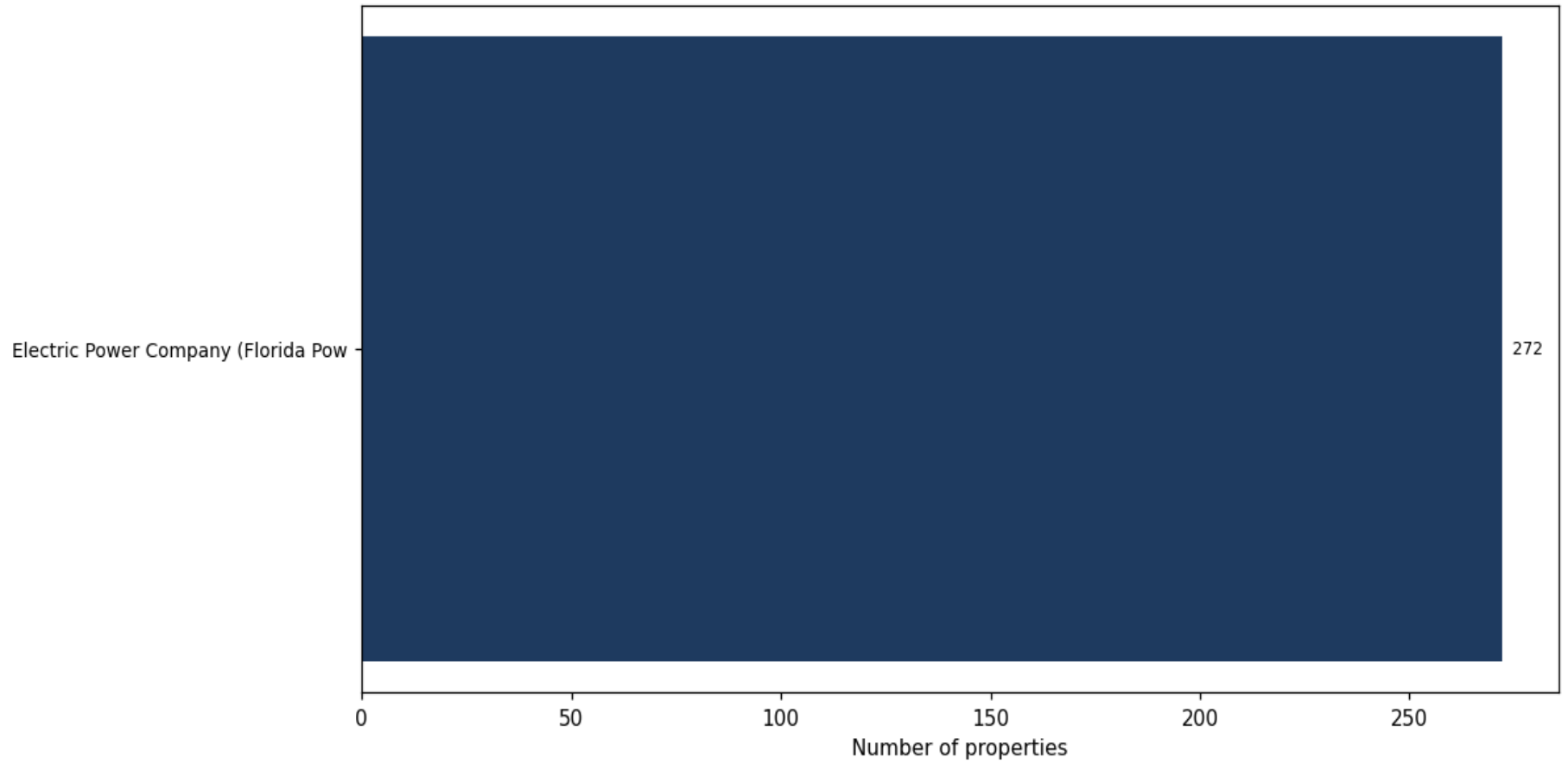
Market value distribution (n=272, top 1% trimmed for readability)



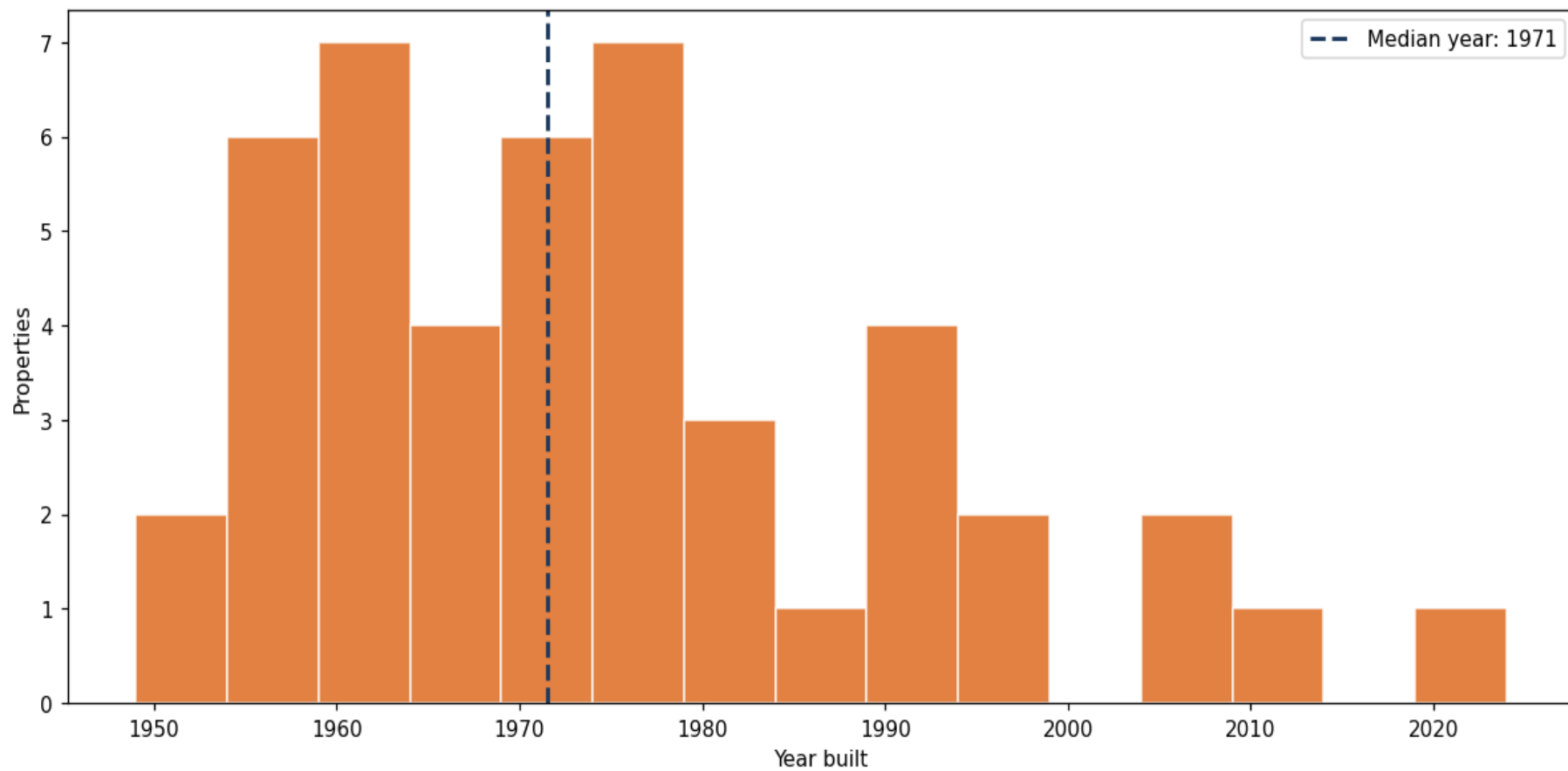
Building size vs. market value (n=46, outliers trimmed)



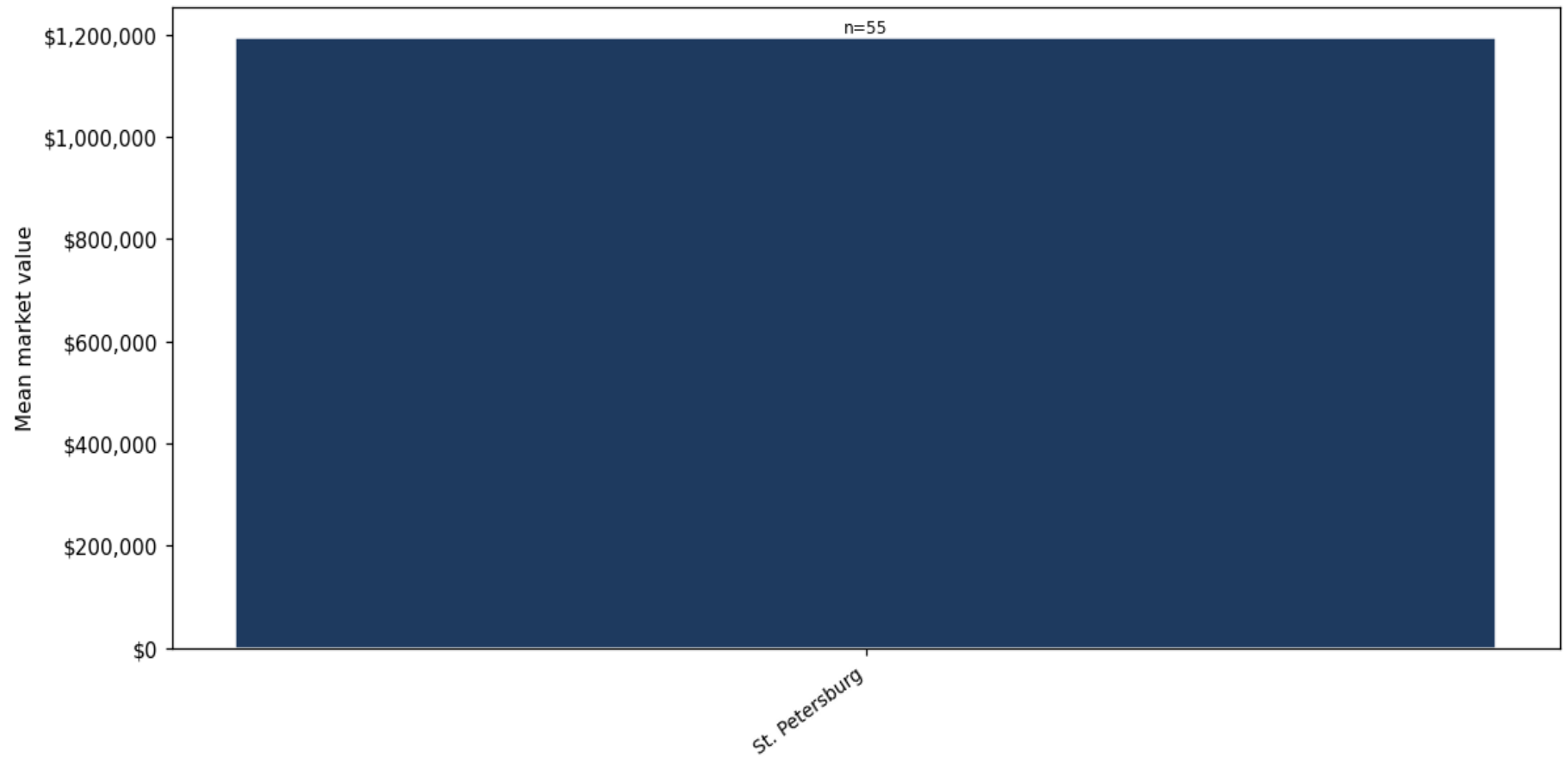
Top property types by count



Year built distribution (5-year buckets)



Mean market value by city (cities with ≥ 50 matches)



Market value vs. assessed value (gap = untaxed appreciation)

