

Pinellas Property Market Report

168 matching properties • May 30, 2026

Filters applied	Headline numbers
Property type: County Public Schools	Properties matched: 168
	Median market value: \$9,233,310
	Mean market value: \$13,368,477
	Min / Max: \$39,671 / \$59,177,679
	Mean square footage: 106,869

Top 168 properties by market value

Address	City	Type	Market Value	Sq Ft	Year	Annual Tax
501 62ND AVE NE	St. Petersburg	County Public Schools	—	111,757	2023	—
9200 113TH ST	Seminole	County Public Schools	\$59,177,679	214,107	1998	\$919,992
850 34TH ST S	St. Petersburg	County Public Schools	\$58,438,099	341,400	2005	\$1,088,253
1513 GULF RD	Tarpon Springs	County Public Schools	\$57,894,293	337,855	2002	\$1,043,146
1300 SILVER EAGLE DR	Tarpon Springs	County Public Schools	\$55,495,898	285,935	1990	\$941,130
900 UNION ST	Dunedin	County Public Schools	\$46,089,536	256,440	2004	\$747,445
5921 150TH AVE N	Largo	County Public Schools	\$44,985,695	350,125		\$801,695
3000 STATE ROAD 580	Clearwater	County Public Schools	\$44,248,002	326,008	1980	\$858,886
5500 16TH ST N	St. Petersburg	County Public Schools	\$44,214,924	309,526	1954	\$881,397
1900 OMAHA ST	Palm Harbor	County Public Schools	\$43,734,751	270,606	1995	\$789,916
9751 98TH ST	Seminole	County Public Schools	\$37,589,920	227,858	1980	\$643,875
6305 118TH AVE	Pinellas Park	County Public Schools	\$37,319,533	294,478	1977	\$695,717
901 34TH ST S	St. Petersburg	County Public Schools	\$34,882,740	363,844	1970	\$699,786

Address	City	Type	Market Value	Sq Ft	Year	Annual Tax
5900 16TH ST N	St. Petersburg	County Public Schools	\$33,853,173	170,146	2002	\$675,764
410 MISSOURI AVE N	Largo	County Public Schools	\$32,758,412	287,478	1958	\$590,319
600 E KLOSTERMAN RD	Tarpon Springs	County Public Schools	\$32,200,365	164,069	1978	\$560,073
301 4TH ST SW	Largo	County Public Schools	\$30,356,514	193,628	1989	\$576,924
3301 BENTLEY DR	Palm Harbor	County Public Schools	\$29,786,981	179,853	1992	\$495,817
2151 62ND AVE S	St. Petersburg	County Public Schools	\$29,608,550	183,954	2002	\$551,491
701 16TH ST S	St. Petersburg	County Public Schools	\$29,131,230	177,218	1997	\$532,867
924 58TH ST S	Gulfport	County Public Schools	\$28,911,853	340,074	1953	\$482,754
125 7TH AVE N	Safety Harbor	County Public Schools	\$28,841,400	160,827	2004	\$506,125
1951 GULF TO BAY BLVD	Clearwater	County Public Schools	\$28,248,224	276,920	1953	\$534,997
1370 S BELCHER RD	Clearwater	County Public Schools	\$27,677,639	147,256	2005	\$494,120
12100 STARKEY RD	Largo	County Public Schools	\$27,560,584	189,896	1980	\$458,789
1400 54TH AVE S	St. Petersburg	County Public Schools	\$27,005,800	232,380	1966	\$494,387
7855 22ND AVE N	St. Petersburg	County Public Schools	\$26,922,780	150,235	2002	\$486,888
8401 131ST ST	Seminole	County Public Schools	\$26,816,859	267,730	1962	\$492,620
3901 22ND AVE S	St. Petersburg	County Public Schools	\$26,435,663	146,000	2003	\$483,924
4940 62ND ST N	Kenneth City	County Public Schools	\$25,273,830	338,723	1959	\$504,144
1360 SANDY LN	Clearwater	County Public Schools	\$25,258,999	149,678	1976	\$497,261
1800 TAMPA RD	Palm Harbor	County Public Schools	\$23,517,563	192,525	1983	\$385,932
1651 PINEHURST RD	Dunedin	County Public Schools	\$22,560,322	212,205	1960	\$390,487
9301 98TH ST	Seminole	County Public Schools	\$22,480,821	152,064	1983	\$366,807
4100 35TH ST N	St. Petersburg	County Public Schools	\$21,586,943	110,625	2008	\$395,613
11111 BELCHER RD S	Pinellas Park	County Public Schools	\$21,508,768	297,508	1981	\$409,244
2501 5TH AVE N	St. Petersburg	County Public Schools	\$21,187,997	260,982	1952	\$427,112
6000 70TH AVE N	Pinellas Park	County Public Schools	\$20,672,411	113,507	2002	\$399,658

Address	City	Type	Market Value	Sq Ft	Year	Annual Tax
1815 77TH AVE N	St. Petersburg	County Public Schools	\$19,039,612	99,589	1990	\$363,594
14405 49TH ST N	Clearwater	County Public Schools	\$18,918,640	96,541	2004	\$348,021
591 TOM STUART CSWY	Madeira Beach	County Public Schools	\$18,409,726	156,393	1959	\$291,329
301 PINE AVE N	Oldsmar	County Public Schools	\$18,396,165	102,074	1996	\$325,361
501 N FLORIDA AVE	Tarpon Springs	County Public Schools	\$18,366,000	147,125	1979	\$318,692
2800 DREW ST	Clearwater	County Public Schools	\$18,330,710	102,342	2002	\$324,608
4900 CYPRESS WOODS BLVD	Palm Harbor	County Public Schools	\$18,252,495	102,256	1991	\$306,604
3025 UNION ST	Clearwater	County Public Schools	\$18,006,960	90,033	1998	\$296,800
155 8TH AVE SE	Largo	County Public Schools	\$17,231,309	121,807	1968	\$307,642
300 ST PETERSBURG DR W	Oldsmar	County Public Schools	\$16,668,916	102,244	1958	\$270,781
2929 COUNTY ROAD 193	Clearwater	County Public Schools	\$16,104,591	89,515	2002	\$287,543
8580 66TH ST N	Pinellas Park	County Public Schools	\$16,018,360	89,316	2005	\$341,616
6410 118TH AVE	Pinellas Park	County Public Schools	\$16,007,970	163,709	1975	\$311,199
2855 COUNTY ROAD 95	Palm Harbor	County Public Schools	\$15,904,090	94,029	1990	\$264,618
62ND AVE NE	St. Petersburg	County Public Schools	\$15,883,908	75,160	2004	\$291,625
8701 131ST ST	Seminole	County Public Schools	\$15,660,522	160,134	1970	\$270,540
3130 FORELOCK RD	Tarpon Springs	County Public Schools	\$15,622,830	91,644	1996	\$284,505
2400 QUEENSBORO AVE S	St. Petersburg	County Public Schools	\$15,588,762	95,824	1998	\$315,932
1230 HIGHLANDS BLVD	Palm Harbor	County Public Schools	\$15,059,215	92,511	1991	\$250,754
2375 66TH ST N	St. Petersburg	County Public Schools	\$14,946,521	151,193	1955	\$284,047
6995 HOPEDALE LN	Largo	County Public Schools	\$14,937,626	89,214	1994	\$262,851
4900 28TH ST N	St. Petersburg	County Public Schools	\$14,832,489	78,265	2005	\$320,136
2350 22ND AVE S	St. Petersburg	County Public Schools	\$14,434,831	72,149	2002	\$289,219
6505 68TH ST N	Pinellas Park	County Public Schools	\$13,908,353	90,528	1991	\$266,815
2014 52ND ST S	Gulfport	County Public Schools	\$13,748,190	72,149	2003	\$221,561

Address	City	Type	Market Value	Sq Ft	Year	Annual Tax
1051 7TH AVE S	St. Petersburg	County Public Schools	\$13,730,619	72,149	2003	\$252,187
3150 N BELCHER RD	Palm Harbor	County Public Schools	\$13,710,335	93,413	1986	\$248,288
3133 GARRISON RD	Dunedin	County Public Schools	\$13,595,606	76,848	1989	\$224,157
4850 31ST ST S	St. Petersburg	County Public Schools	\$13,491,072	78,426	2002	\$272,852
575 41ST ST S	St. Petersburg	County Public Schools	\$13,281,813	72,149	2002	\$242,146
1200 37TH ST S	St. Petersburg	County Public Schools	\$13,121,148	72,149		\$238,435
1220 PALMETTO ST	Clearwater	County Public Schools	\$12,778,835	138,936	1955	\$235,054
4151 6TH ST S	St. Petersburg	County Public Schools	\$11,957,019	75,233	1997	\$214,736
9300 86TH AVE	Seminole	County Public Schools	\$11,944,320	67,655	1960	\$176,049
2235 NE COACHMAN RD	Clearwater	County Public Schools	\$11,694,539	77,905	1975	\$212,631
2300 BELCHER RD S	Largo	County Public Schools	\$11,176,051	79,287	1969	\$247,264
8333 MAGNOLIA DR	Seminole	County Public Schools	\$11,145,491	76,133	1972	\$185,523
2630 LANDMARK DR	Clearwater	County Public Schools	\$11,035,905	81,801	1979	\$209,208
4723 BAY PINES TER	Seminole	County Public Schools	\$10,880,081	10,986	2018	\$182,098
525 PENNSYLVANIA AVE	Palm Harbor	County Public Schools	\$10,821,727	94,973	1916	\$186,115
6940 70TH AVE N	Pinellas Park	County Public Schools	\$10,402,628	118,874	1958	\$201,906
3030 CURLEW RD	Palm Harbor	County Public Schools	\$10,354,617	75,997	1982	\$190,659
1343 GULF RD	Tarpon Springs	County Public Schools	\$10,152,773	61,972	1990	\$192,351
6400 54TH AVE N	St. Petersburg	County Public Schools	\$9,944,051	70,675	1962	\$233,615
5125 11TH AVE S	Gulfport	County Public Schools	\$9,692,062	57,666		\$156,961
1901 71ST AVE N	St. Petersburg	County Public Schools	\$9,666,591	104,620	1958	\$186,130
12755 86TH AVE	Seminole	County Public Schools	\$9,233,310	81,372	1973	\$172,934
10501 58TH ST	Pinellas Park	County Public Schools	\$9,209,828	85,521	1969	\$178,957
1660 PALMETTO ST	Clearwater	County Public Schools	\$9,185,805	84,184	1963	\$167,759
531 BELTREES ST	Dunedin	County Public Schools	\$9,035,752	75,448	1951	\$164,109

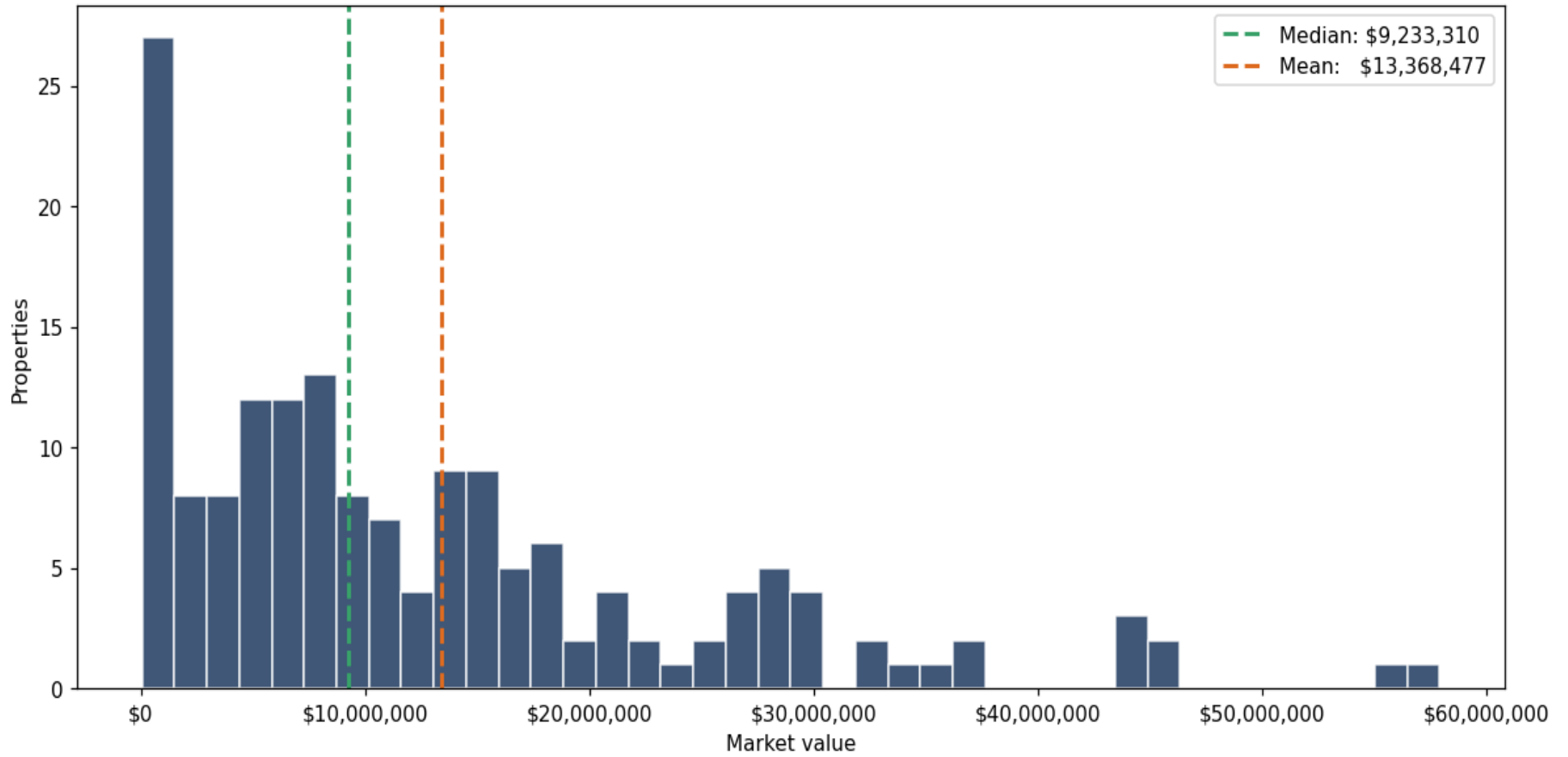
Address	City	Type	Market Value	Sq Ft	Year	Annual Tax
1680 74TH ST N	St. Petersburg	County Public Schools	\$8,551,112	92,928	1954	\$160,260
1997 54TH AVE N	St. Petersburg	County Public Schools	\$8,431,041	41,388	1997	\$156,326
6886 102ND AVE	Pinellas Park	County Public Schools	\$8,298,250	73,725	1958	\$161,771
1920 LAKEVIEW RD	Clearwater	County Public Schools	\$8,279,096	79,755	1965	\$153,533
12611 86TH AVE	Seminole	County Public Schools	\$8,177,252	55,323	1965	\$160,819
2215 LANCASTER DR	Largo	County Public Schools	\$8,107,463	81,488	1969	\$154,321
400 E HARRISON ST	Tarpon Springs	County Public Schools	\$8,096,592	44,321	2004	\$141,276
200 35TH AVE NE	St. Petersburg	County Public Schools	\$8,037,655	63,046	1940	\$151,104
3801 74TH ST N	St. Petersburg	County Public Schools	\$7,970,636	75,728	1953	\$151,810
10535 ANTILLES DR	Largo	County Public Schools	\$7,941,806	70,922	1960	\$129,523
535 5TH AVE N	Safety Harbor	County Public Schools	\$7,818,365	65,684	1926	\$128,922
3560 58TH ST N	St. Petersburg	County Public Schools	\$7,717,636	84,124	1957	\$145,027
1600 16TH ST N	St. Petersburg	County Public Schools	\$7,530,870	73,034	1940	\$136,159
8601 60TH ST	Pinellas Park	County Public Schools	\$7,268,546	84,829	1960	\$142,753
1752 13TH AVE S	St. Petersburg	County Public Schools	\$7,229,856	42,480	1963	\$142,216
525 N DISSTON AVE	Tarpon Springs	County Public Schools	\$7,166,689	72,772	1952	\$124,537
1901 119TH ST	Seminole	County Public Schools	\$7,119,054	82,685	1957	\$117,220
561 CLEARWATER-LARGO RD S	Largo	County Public Schools	\$7,089,954	65,092	1950	\$134,641
11015 72ND AVE N	Seminole	County Public Schools	\$7,012,482	67,132	1915	\$107,712
5601 22ND AVE N	St. Petersburg	County Public Schools	\$6,989,335	75,757	1964	\$133,127
8600 BOCA CIEGA DR	St. Pete Beach	County Public Schools	\$6,601,706	39,477	1950	\$110,660
7520 52ND ST N	Pinellas Park	County Public Schools	\$6,074,841	79,696	1954	\$117,932
13010 101ST ST	Largo	County Public Schools	\$6,053,400	67,736	1958	\$117,197
4001 58TH AVE N	St. Petersburg	County Public Schools	\$5,981,011	66,922	1938	\$128,250
1670 SAN HELEN DR	Dunedin	County Public Schools	\$5,926,888	59,783	1957	\$100,983

Address	City	Type	Market Value	Sq Ft	Year	Annual Tax
5900 DR MARTIN LUTHER KING JR ST	St. Petersburg	County Public Schools	\$5,766,113	58,671	1958	\$116,986
10 N CORONA AVE	Clearwater	County Public Schools	\$5,681,946	59,315	1952	\$111,112
350 61ST ST S	St. Petersburg	County Public Schools	\$5,666,799	46,295	1960	\$109,797
1701 10TH ST S	St. Petersburg	County Public Schools	\$5,325,024	68,623	1926	\$108,249
4960 78TH AVE N	Pinellas Park	County Public Schools	\$5,320,672	54,339	1956	\$101,547
296 MIRROR LAKE DR N	St. Petersburg	County Public Schools	\$5,257,214	38,786	1922	\$105,722
415 15TH ST	Palm Harbor	County Public Schools	\$5,194,324	48,617	1950	\$92,501
429 6TH AVE S	St. Petersburg	County Public Schools	\$5,107,368	13,181	2000	\$102,143
1301 PONCE DE LEON BLVD	Largo	County Public Schools	\$5,007,172	47,646	1957	\$92,459
1715 KINGS HWY	Clearwater	County Public Schools	\$5,002,085	46,015	1957	\$98,512
1156 LAKEVIEW RD	Clearwater	County Public Schools	\$4,987,289	54,335	1964	\$97,977
95 72ND ST N	St. Petersburg	County Public Schools	\$4,943,660	48,322	1950	\$100,113
4629 13TH AVE N	St. Petersburg	County Public Schools	\$4,348,423	44,434	1926	\$88,009
3815 43RD ST N	St. Petersburg	County Public Schools	\$4,007,232	46,791	1930	\$80,414
12301 INDIAN ROCKS RD	Largo	County Public Schools	\$3,884,386	37,572	1950	\$73,821
900 N FT HARRISON AVE	Clearwater	County Public Schools	\$3,494,303	28,040	1915	\$63,464
10300 65TH AVE	Seminole	County Public Schools	\$3,491,536	26,722	1961	\$53,522
5030 6TH AVE S	St. Petersburg	County Public Schools	\$3,300,947	11,978	2004	\$66,117
4725 BAY PINES TER	St. Petersburg	County Public Schools	\$3,171,299	10,381	1972	\$54,517
2229 25TH ST S	St. Petersburg	County Public Schools	\$3,098,502	31,444	1925	\$62,000
7045 BURLINGTON AVE N	St. Petersburg	County Public Schools	\$2,849,080	20,732	1969	\$57,140
5025 76TH AVE N	Pinellas Park	County Public Schools	\$2,443,165	5,029	2002	\$54,031
600 4TH ST S	St. Petersburg	County Public Schools	\$2,440,630	24,000	1935	\$44,293
2390 9TH AVE S	St. Petersburg	County Public Schools	\$2,433,483	20,977	1952	\$45,674
1101 MARSHALL ST	Clearwater	County Public Schools	\$2,202,253	25,341	1925	\$39,478

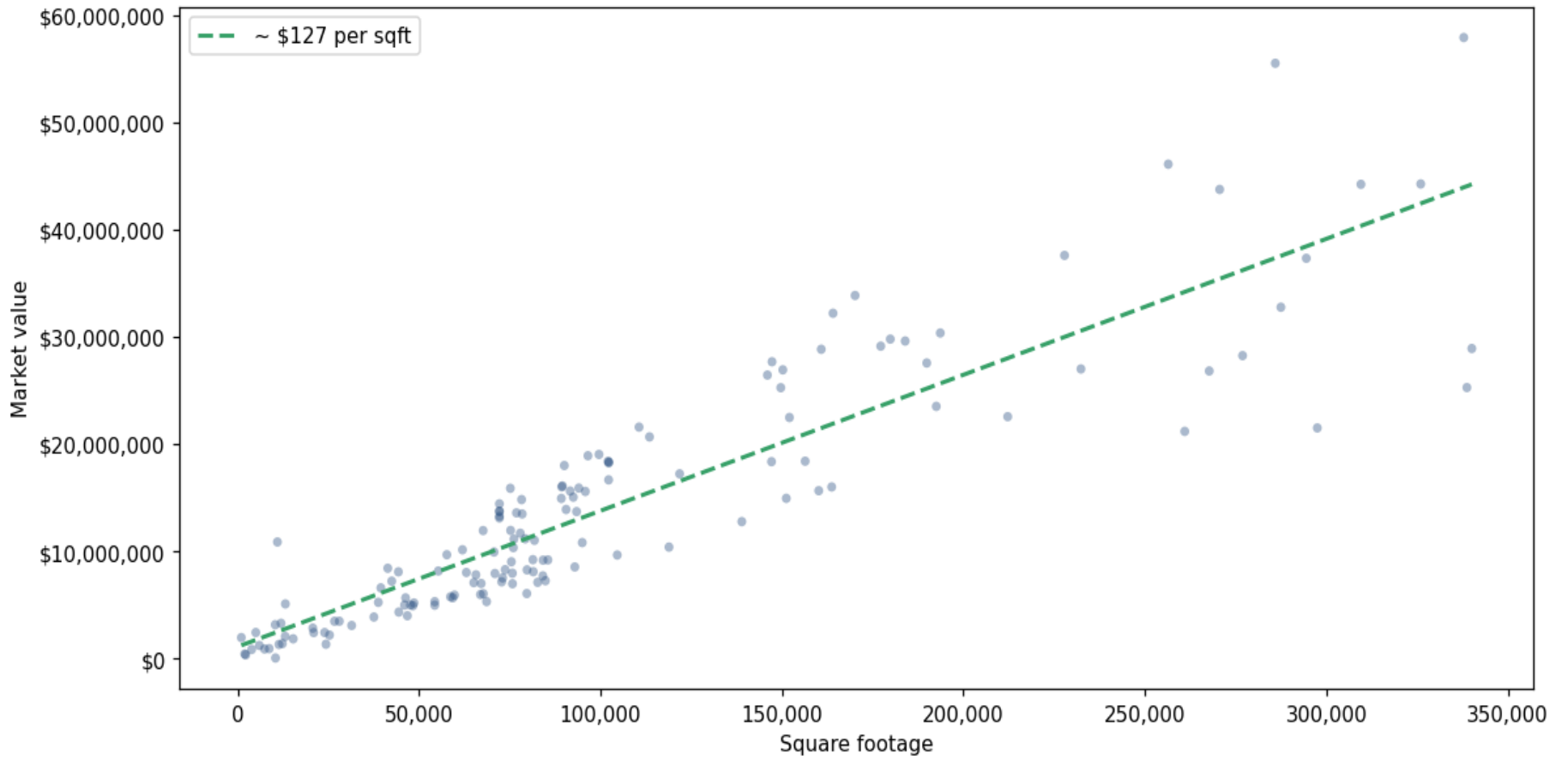
Address	City	Type	Market Value	Sq Ft	Year	Annual Tax
4600 HAINES RD N	St. Petersburg	County Public Schools	\$2,071,727	13,134	1926	\$38,762
16TH ST	Dunedin	County Public Schools	\$1,967,573	1,044	2005	\$40,269
2499 25TH ST S	St. Petersburg	County Public Schools	\$1,854,164	15,331	1955	\$37,707
2190 CLEVELAND ST	Clearwater	County Public Schools	\$1,404,854	12,340	1968	\$25,383
2154 27TH AVE N	St. Petersburg	County Public Schools	\$1,351,752	24,360	1930	\$25,323
510 70TH ST N	St. Petersburg	County Public Schools	\$1,331,168	11,398	1990	\$24,993
453 CLEARWATER-LARGO RD	Largo	County Public Schools	\$1,235,013	6,020	1978	\$24,451
1235 HOLT AVE	Clearwater	County Public Schools	\$939,939	8,716	1950	\$16,826
305 4TH AVE SW	Largo	County Public Schools	\$906,435	7,440	1964	\$17,347
901 34TH ST S	St. Petersburg	County Public Schools	\$863,043	3,876	2013	\$17,430
218 4TH PL SW	Largo	County Public Schools	\$442,295	1,983	1964	\$8,793
7028 66TH ST N	Pinellas Park	County Public Schools	\$358,537	2,240	1976	\$11,672
ATHENS ST	Tarpon Springs	Vacant County Public Sch	\$323,527			\$6,274
PINELLAS ST	Clearwater	Vacant County Public Sch	\$258,800			\$5,135
ATHENS ST	Tarpon Springs	Vacant County Public Sch	\$199,945			\$3,877
BAYNARD CT	Tarpon Springs	Vacant County Public Sch	\$198,684			\$3,853
BAYNARD CT	Tarpon Springs	Vacant County Public Sch	\$169,553			\$3,288
4TH AVE SW	Largo	Vacant County Public Sch	\$153,892			\$3,008
E SPRUCE ST	Tarpon Springs	Vacant County Public Sch	\$149,015			\$2,890
GROVE CIRCLE CT	Clearwater	Vacant County Public Sch	\$136,400			\$2,456
627 N LEVIS AVE	Tarpon Springs	Vacant County Public Sch	\$97,771			\$1,896
2230 SHARKEY RD	Clearwater	County Public Schools	\$67,150	10,450	2023	\$34,027
PINE ST	Tarpon Springs	Vacant County Public Sch	\$59,605			\$1,156
54TH AVE N	St. Petersburg	Vacant County Public Sch	\$58,012			\$1,262
BAYNARD CT	Tarpon Springs	Vacant County Public Sch	\$49,671			\$963

Address	City	Type	Market Value	Sq Ft	Year	Annual Tax
N LEVIS AVE	Tarpon Springs	Vacant County Public Sch	\$48,886			\$948
N LEVIS AVE	Tarpon Springs	Vacant County Public Sch	\$48,886			\$948
N LEVIS AVE	Tarpon Springs	Vacant County Public Sch	\$48,886			\$948
LEVIS ST	Tarpon Springs	Vacant County Public Sch	\$48,886			\$948
FAIRMONT ST	Clearwater	Vacant County Public Sch	\$39,671			\$784

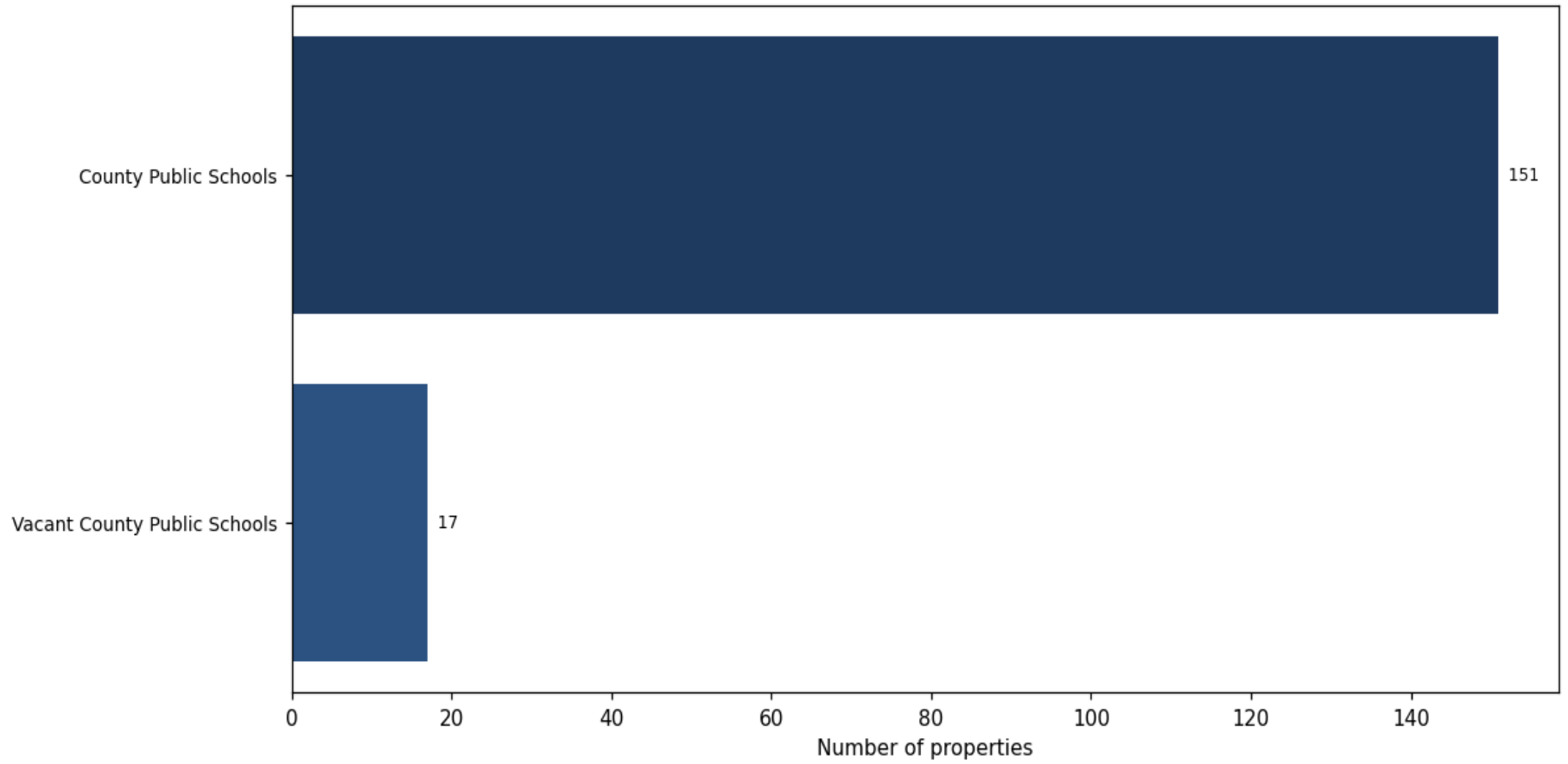
Market value distribution (n=167, top 1% trimmed for readability)



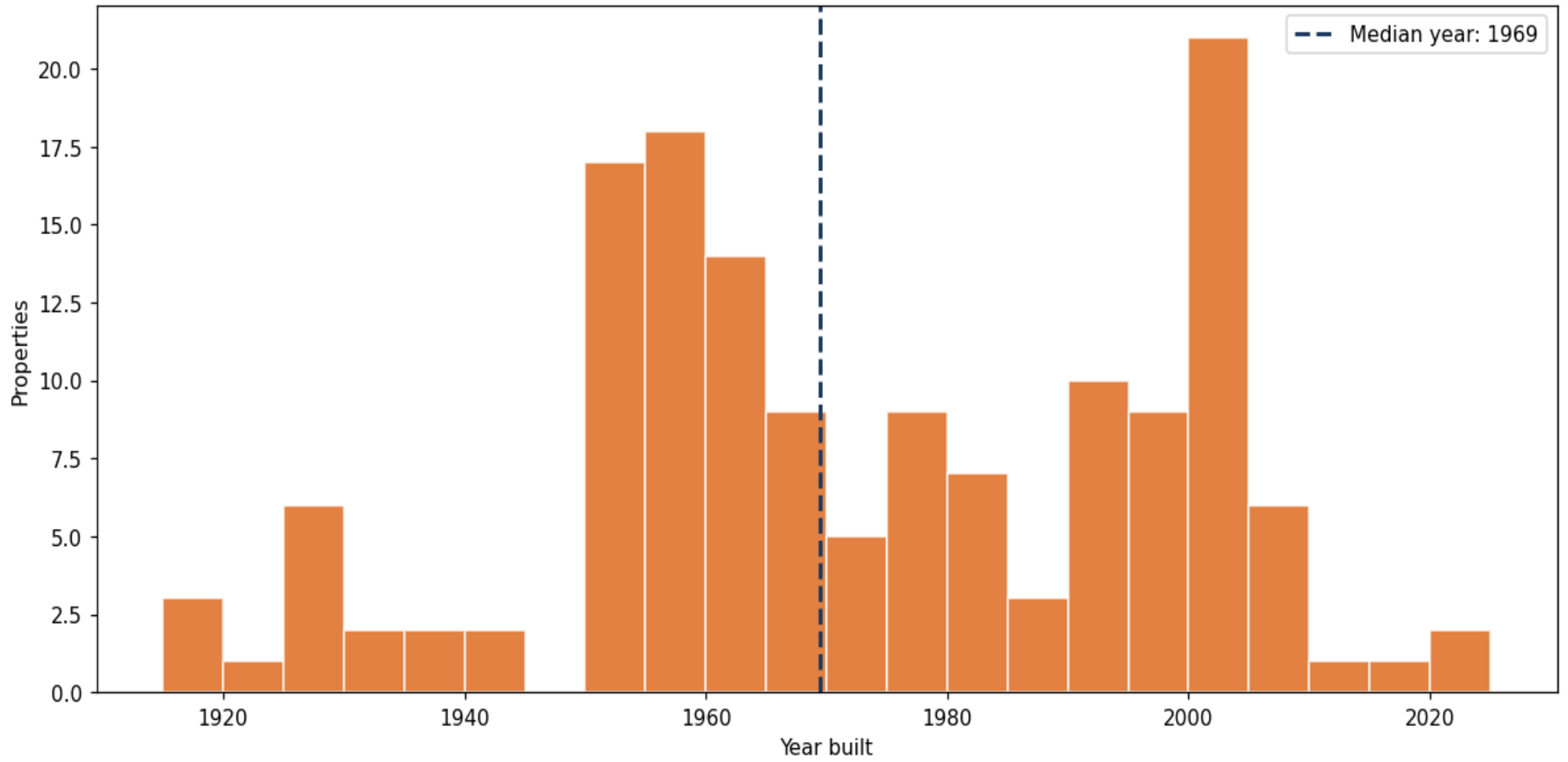
Building size vs. market value (n=146, outliers trimmed)



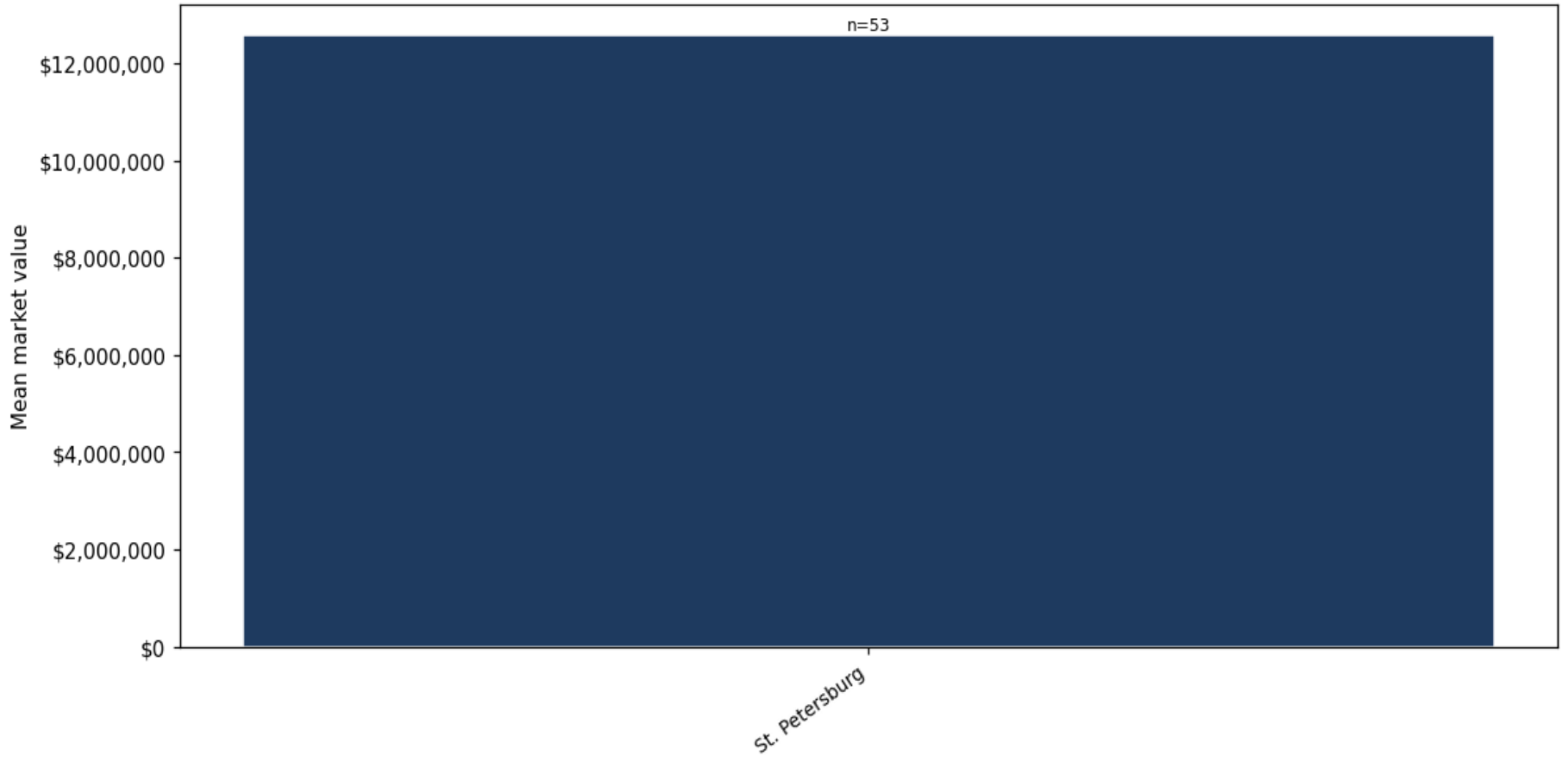
Top property types by count



Year built distribution (5-year buckets)



Mean market value by city (cities with ≥ 50 matches)



Market value vs. assessed value (gap = untaxed appreciation)

