

Pinellas Property Market Report

85,230 matching properties • May 30, 2026

Filters applied	Headline numbers
Property type: Condominium	Properties matched: 85,230
	Median market value: \$216,870
	Mean market value: \$352,951
	Min / Max: \$26,608 / \$8,822,112
	Mean square footage: 1,214

Top 200 properties by market value

Address	City	Type	Market Value	Sq Ft	Year	Annual Tax
400 CENTRAL AVE # 1803	St. Petersburg	Condominium	—	1,180	2025	—
275 1ST AVE S # 3803	St. Petersburg	Condominium	—	1,870	2025	—
400 CENTRAL AVE # 2403	St. Petersburg	Condominium	—	1,565	2025	—
275 1ST AVE S # 4102	St. Petersburg	Condominium	—	3,855	2025	—
275 1ST AVE S # 3608	St. Petersburg	Condominium	—	1,295	2025	—
275 1ST AVE S # 3706	St. Petersburg	Condominium	—	2,075	2025	—
400 CENTRAL AVE # 1401	St. Petersburg	Condominium	—	2,380	2025	—
400 CENTRAL AVE # 1809	St. Petersburg	Condominium	—	1,130	2025	—
275 1ST AVE S # 3202	St. Petersburg	Condominium	—	2,280	2025	—
400 CENTRAL AVE # 2309	St. Petersburg	Condominium	—	1,130	2025	—
400 CENTRAL AVE # 1602	St. Petersburg	Condominium	—	1,330	2025	—
400 CENTRAL AVE # 1206	St. Petersburg	Condominium	—	1,110	2025	—
400 CENTRAL AVE # 2101	St. Petersburg	Condominium	—	2,395	2025	—

Address	City	Type	Market Value	Sq Ft	Year	Annual Tax
275 1ST AVE S # 3602	St. Petersburg	Condominium	—	2,280	2025	—
275 1ST AVE S # 2101	St. Petersburg	Condominium	—	2,075	2025	—
275 1ST AVE S # 2802	St. Petersburg	Condominium	—	2,280	2025	—
275 1ST AVE S # 2706	St. Petersburg	Condominium	—	2,075	2025	—
275 1ST AVE S # 2204	St. Petersburg	Condominium	—	1,740	2025	—
275 1ST AVE S # 3505	St. Petersburg	Condominium	—	2,540	2025	—
400 CENTRAL AVE # 1604	St. Petersburg	Condominium	—	1,165	2025	—
275 1ST AVE S # 1102	St. Petersburg	Condominium	—	2,250	2025	—
275 1ST AVE S # 1704	St. Petersburg	Condominium	—	1,740	2025	—
400 CENTRAL AVE # 606	St. Petersburg	Condominium	—	1,110	2025	—
275 1ST AVE S # 3007	St. Petersburg	Condominium	—	1,295	2025	—
275 1ST AVE S # 2901	St. Petersburg	Condominium	—	2,075	2025	—
275 1ST AVE S # 1201	St. Petersburg	Condominium	—	2,045	2025	—
400 CENTRAL AVE # 301	St. Petersburg	Condominium	—	2,170	2025	—
400 CENTRAL AVE # 803	St. Petersburg	Condominium	—	1,180	2025	—
275 1ST AVE S # 1905	St. Petersburg	Condominium	—	2,540	2025	—
275 1ST AVE S # 3407	St. Petersburg	Condominium	—	1,295	2025	—
275 1ST AVE S # 2005	St. Petersburg	Condominium	—	2,540	2025	—
275 1ST AVE S # 2704	St. Petersburg	Condominium	—	1,740	2025	—
400 CENTRAL AVE # 1204	St. Petersburg	Condominium	—	1,165	2025	—
275 1ST AVE S # 2703	St. Petersburg	Condominium	—	1,870	2025	—
400 CENTRAL AVE # 504	St. Petersburg	Condominium	—	1,165	2025	—
400 CENTRAL AVE # 1606	St. Petersburg	Condominium	—	1,110	2025	—
400 CENTRAL AVE # 1408	St. Petersburg	Condominium	—	1,125	2025	—
275 1ST AVE S # 1701	St. Petersburg	Condominium	—	2,075	2025	—

Address	City	Type	Market Value	Sq Ft	Year	Annual Tax
275 1ST AVE S # 1902	St. Petersburg	Condominium	—	2,280	2025	—
275 1ST AVE S # 1108	St. Petersburg	Condominium	—	1,265	2025	—
275 1ST AVE S # 2702	St. Petersburg	Condominium	—	2,280	2025	—
275 1ST AVE S # 3404	St. Petersburg	Condominium	—	1,740	2025	—
400 CENTRAL AVE # 2108	St. Petersburg	Condominium	—	1,125	2025	—
275 1ST AVE S # 1608	St. Petersburg	Condominium	—	1,295	2025	—
275 1ST AVE S # 1003	St. Petersburg	Condominium	—	1,845	2025	—
400 CENTRAL AVE # 2109	St. Petersburg	Condominium	—	1,130	2025	—
400 CENTRAL AVE # 1001	St. Petersburg	Condominium	—	2,380	2025	—
275 1ST AVE S # 2107	St. Petersburg	Condominium	—	1,295	2025	—
275 1ST AVE S # 3001	St. Petersburg	Condominium	—	2,075	2025	—
275 1ST AVE S # 3902	St. Petersburg	Condominium	—	2,280	2025	—
400 CENTRAL AVE # 1107	St. Petersburg	Condominium	—	2,325	2025	—
400 CENTRAL AVE # 909	St. Petersburg	Condominium	—	1,130	2025	—
275 1ST AVE S # 3502	St. Petersburg	Condominium	—	2,280	2025	—
400 CENTRAL AVE # 2005	St. Petersburg	Condominium	—	1,720	2025	—
400 CENTRAL AVE # 2308	St. Petersburg	Condominium	—	1,125	2025	—
400 CENTRAL AVE # 2208	St. Petersburg	Condominium	—	1,125	2025	—
400 CENTRAL AVE # 1009	St. Petersburg	Condominium	—	1,130	2025	—
400 CENTRAL AVE # 2402	St. Petersburg	Condominium	—	1,330	2025	—
400 CENTRAL AVE # 2209	St. Petersburg	Condominium	—	1,130	2025	—
275 1ST AVE S # 1602	St. Petersburg	Condominium	—	2,280	2025	—
275 1ST AVE S # 2308	St. Petersburg	Condominium	—	1,295	2025	—
275 1ST AVE S # 4203	St. Petersburg	Condominium	—	3,725	2025	—
275 1ST AVE S # 2803	St. Petersburg	Condominium	—	1,870	2025	—

Address	City	Type	Market Value	Sq Ft	Year	Annual Tax
400 CENTRAL AVE # 903	St. Petersburg	Condominium	—	1,180	2025	—
275 1ST AVE S # 3003	St. Petersburg	Condominium	—	1,870	2025	—
275 1ST AVE S # 1203	St. Petersburg	Condominium	—	1,845	2025	—
400 CENTRAL AVE # 1509	St. Petersburg	Condominium	—	1,130	2025	—
275 1ST AVE S # 3908	St. Petersburg	Condominium	—	1,295	2025	—
1180 GULF BLVD # 1703	Clearwater	Condominium	—	1,598	1997	—
275 1ST AVE S # 1703	St. Petersburg	Condominium	—	1,870	2025	—
275 1ST AVE S # 1105	St. Petersburg	Condominium	—	2,510	2025	—
275 1ST AVE S # 1503	St. Petersburg	Condominium	—	1,870	2025	—
275 1ST AVE S # 2006	St. Petersburg	Condominium	—	2,075	2025	—
275 1ST AVE S # 3903	St. Petersburg	Condominium	—	1,870	2025	—
275 1ST AVE S # 2003	St. Petersburg	Condominium	—	1,870	2025	—
275 1ST AVE S # 2103	St. Petersburg	Condominium	—	1,870	2025	—
275 1ST AVE S # 1901	St. Petersburg	Condominium	—	2,075	2025	—
275 1ST AVE S # 1705	St. Petersburg	Condominium	—	2,540	2025	—
275 1ST AVE S # 3808	St. Petersburg	Condominium	—	1,295	2025	—
400 CENTRAL AVE # 1902	St. Petersburg	Condominium	—	1,330	2025	—
400 CENTRAL AVE # 1605	St. Petersburg	Condominium	—	1,510	2025	—
275 1ST AVE S # 3701	St. Petersburg	Condominium	—	2,075	2025	—
400 CENTRAL AVE # 1908	St. Petersburg	Condominium	—	1,125	2025	—
275 1ST AVE S # 1406	St. Petersburg	Condominium	—	2,075	2025	—
275 1ST AVE S # 1904	St. Petersburg	Condominium	—	1,740	2025	—
275 1ST AVE S # 3603	St. Petersburg	Condominium	—	1,870	2025	—
400 CENTRAL AVE # 804	St. Petersburg	Condominium	—	1,165	2025	—
275 1ST AVE S # 1404	St. Petersburg	Condominium	—	1,710	2025	—

Address	City	Type	Market Value	Sq Ft	Year	Annual Tax
275 1ST AVE S # 1707	St. Petersburg	Condominium	—	1,295	2025	—
400 CENTRAL AVE # 1802	St. Petersburg	Condominium	—	1,330	2025	—
275 1ST AVE S # 1205	St. Petersburg	Condominium	—	2,510	2025	—
275 1ST AVE S # 3707	St. Petersburg	Condominium	—	1,295	2025	—
400 CENTRAL AVE # 503	St. Petersburg	Condominium	—	1,180	2025	—
275 1ST AVE S # 2102	St. Petersburg	Condominium	—	2,280	2025	—
275 1ST AVE S # 2508	St. Petersburg	Condominium	—	1,295	2025	—
400 CENTRAL AVE # 1105	St. Petersburg	Condominium	—	1,510	2025	—
400 CENTRAL AVE # 1608	St. Petersburg	Condominium	—	1,125	2025	—
275 1ST AVE S # 3406	St. Petersburg	Condominium	—	2,075	2025	—
400 CENTRAL AVE # 605	St. Petersburg	Condominium	—	1,510	2025	—
11605 1ST ST E # B2	Treasure Island	Condominium	—	2,592	2025	—
275 1ST AVE S # 3002	St. Petersburg	Condominium	—	2,280	2025	—
275 1ST AVE S # 2602	St. Petersburg	Condominium	—	2,280	2025	—
275 1ST AVE S # 1806	St. Petersburg	Condominium	—	2,075	2025	—
275 1ST AVE S # 1906	St. Petersburg	Condominium	—	2,075	2025	—
275 1ST AVE S # 3302	St. Petersburg	Condominium	—	2,280	2025	—
275 1ST AVE S # 2908	St. Petersburg	Condominium	—	1,295	2025	—
275 1ST AVE S # 3205	St. Petersburg	Condominium	—	2,540	2025	—
400 CENTRAL AVE # 1904	St. Petersburg	Condominium	—	1,165	2025	—
275 1ST AVE S # 2507	St. Petersburg	Condominium	—	1,295	2025	—
275 1ST AVE S # 1501	St. Petersburg	Condominium	—	2,075	2025	—
400 CENTRAL AVE # 1709	St. Petersburg	Condominium	—	1,130	2025	—
275 1ST AVE S # 3107	St. Petersburg	Condominium	—	1,295	2025	—
275 1ST AVE S # 3507	St. Petersburg	Condominium	—	1,295	2025	—

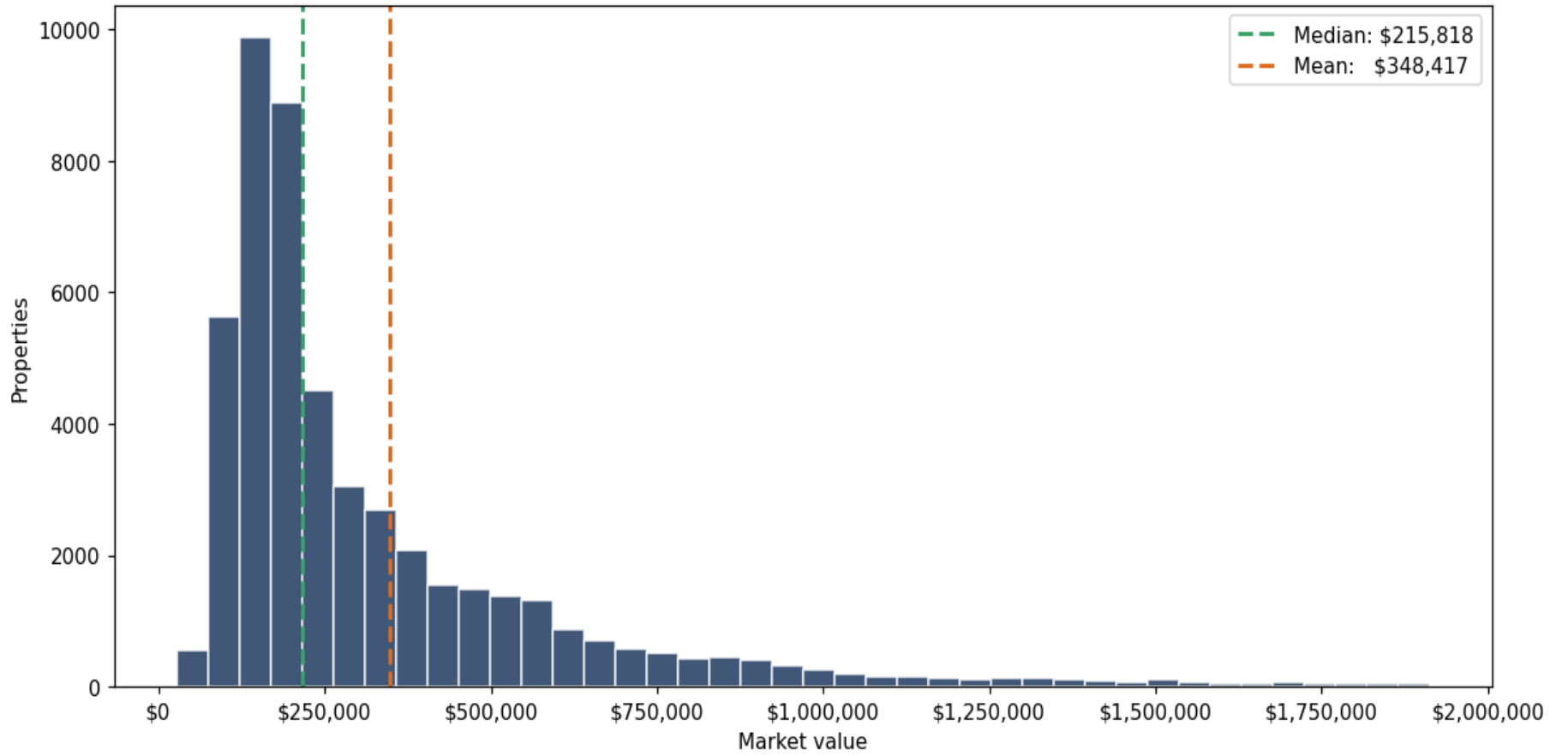
Address	City	Type	Market Value	Sq Ft	Year	Annual Tax
275 1ST AVE S # 2407	St. Petersburg	Condominium	—	1,295	2025	—
400 CENTRAL AVE # 1708	St. Petersburg	Condominium	—	1,125	2025	—
275 1ST AVE S # 2207	St. Petersburg	Condominium	—	1,295	2025	—
275 1ST AVE S # 2105	St. Petersburg	Condominium	—	2,540	2025	—
275 1ST AVE S # 1204	St. Petersburg	Condominium	—	1,710	2025	—
275 1ST AVE S # 2007	St. Petersburg	Condominium	—	1,295	2025	—
400 CENTRAL AVE # 2102	St. Petersburg	Condominium	—	1,330	2025	—
275 1ST AVE S # 3905	St. Petersburg	Condominium	—	2,540	2025	—
400 CENTRAL AVE # 807	St. Petersburg	Condominium	—	2,285	2025	—
400 CENTRAL AVE # 1202	St. Petersburg	Condominium	—	1,330	2025	—
275 1ST AVE S # 1207	St. Petersburg	Condominium	—	1,265	2025	—
400 CENTRAL AVE # 1808	St. Petersburg	Condominium	—	1,125	2025	—
275 1ST AVE S # 3802	St. Petersburg	Condominium	—	2,280	2025	—
400 CENTRAL AVE # 1704	St. Petersburg	Condominium	—	1,165	2025	—
400 CENTRAL AVE # 501	St. Petersburg	Condominium	—	1,270	2025	—
275 1ST AVE S # 2605	St. Petersburg	Condominium	—	2,540	2025	—
400 CENTRAL AVE # 2006	St. Petersburg	Condominium	—	1,700	2025	—
275 1ST AVE S # 2305	St. Petersburg	Condominium	—	2,540	2025	—
275 1ST AVE S # 3405	St. Petersburg	Condominium	—	2,540	2025	—
275 1ST AVE S # 3807	St. Petersburg	Condominium	—	1,295	2025	—
275 1ST AVE S # 2902	St. Petersburg	Condominium	—	2,280	2025	—
11605 1ST ST E # A3	Treasure Island	Condominium	—	2,592	2025	—
275 1ST AVE S # 2801	St. Petersburg	Condominium	—	2,075	2025	—
275 1ST AVE S # 1807	St. Petersburg	Condominium	—	1,295	2025	—
11605 1ST ST E # A2	Treasure Island	Condominium	—	2,592	2025	—

Address	City	Type	Market Value	Sq Ft	Year	Annual Tax
275 1ST AVE S # 1106	St. Petersburg	Condominium	—	2,045	2025	—
400 CENTRAL AVE # 1403	St. Petersburg	Condominium	—	1,180	2025	—
400 CENTRAL AVE # 802	St. Petersburg	Condominium	—	1,305	2025	—
275 1ST AVE S # 1006	St. Petersburg	Condominium	—	2,045	2025	—
400 CENTRAL AVE # 906	St. Petersburg	Condominium	—	1,110	2025	—
275 1ST AVE S # 3306	St. Petersburg	Condominium	—	2,075	2025	—
275 1ST AVE S # 1702	St. Petersburg	Condominium	—	2,280	2025	—
400 CENTRAL AVE # 2008	St. Petersburg	Condominium	—	1,125	2025	—
275 1ST AVE S # 3506	St. Petersburg	Condominium	—	2,075	2025	—
11605 1ST ST E # B3	Treasure Island	Condominium	—	2,592	2025	—
275 1ST AVE S # 2708	St. Petersburg	Condominium	—	1,295	2025	—
400 CENTRAL AVE # 1508	St. Petersburg	Condominium	—	1,125	2025	—
400 CENTRAL AVE # 1906	St. Petersburg	Condominium	—	1,110	2025	—
400 CENTRAL AVE # 2201	St. Petersburg	Condominium	—	2,395	2025	—
275 1ST AVE S # 4103	St. Petersburg	Condominium	—	3,725	2025	—
275 1ST AVE S # 2904	St. Petersburg	Condominium	—	1,740	2025	—
275 1ST AVE S # 2405	St. Petersburg	Condominium	—	2,540	2025	—
275 1ST AVE S # 1407	St. Petersburg	Condominium	—	1,295	2025	—
275 1ST AVE S # 3708	St. Petersburg	Condominium	—	1,295	2025	—
275 1ST AVE S # 3503	St. Petersburg	Condominium	—	1,870	2025	—
400 CENTRAL AVE #1208	St. Petersburg	Condominium	—	1,125	2025	—
275 1ST AVE S # 3508	St. Petersburg	Condominium	—	1,295	2025	—
275 1ST AVE S # 2406	St. Petersburg	Condominium	—	2,075	2025	—
275 1ST AVE S # 3805	St. Petersburg	Condominium	—	2,540	2025	—
275 1ST AVE S # 2401	St. Petersburg	Condominium	—	2,075	2025	—

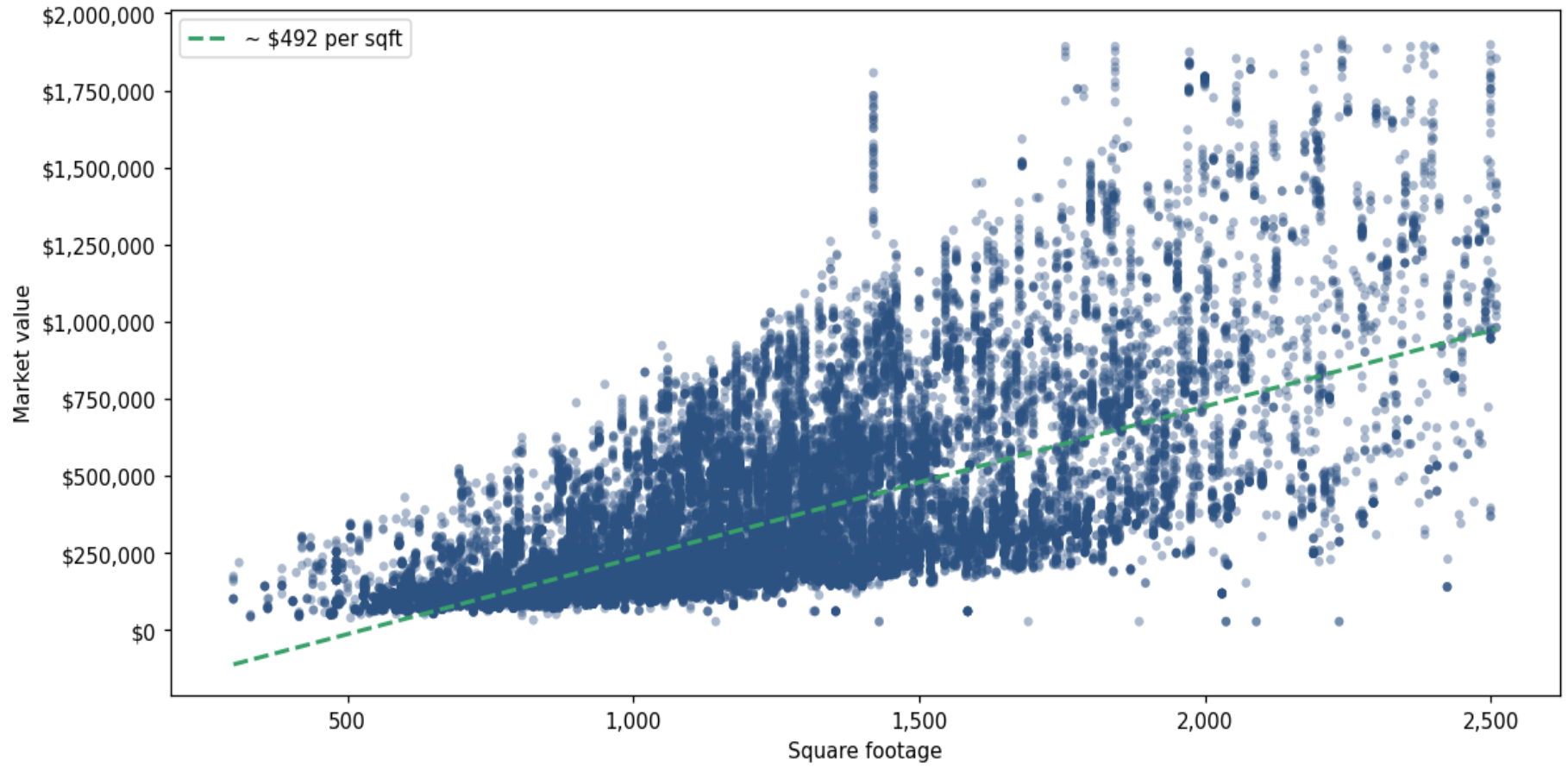
Address	City	Type	Market Value	Sq Ft	Year	Annual Tax
400 CENTRAL AVE # 1506	St. Petersburg	Condominium	—	1,110	2025	—
400 CENTRAL AVE # 1607	St. Petersburg	Condominium	—	2,325	2025	—
275 1ST AVE S # 1007	St. Petersburg	Condominium	—	1,265	2025	—
275 1ST AVE S # 2402	St. Petersburg	Condominium	—	2,280	2025	—
275 1ST AVE S # 3906	St. Petersburg	Condominium	—	2,075	2025	—
400 CENTRAL AVE # 1004	St. Petersburg	Condominium	—	1,165	2025	—
400 CENTRAL AVE # 1002	St. Petersburg	Condominium	—	1,330	2025	—
275 1ST AVE S # 2705	St. Petersburg	Condominium	—	2,540	2025	—
275 1ST AVE S # 2106	St. Petersburg	Condominium	—	2,075	2025	—
400 CENTRAL AVE # 705	St. Petersburg	Condominium	—	1,510	2025	—
275 1ST AVE S # 1008	St. Petersburg	Condominium	—	1,265	2025	—
275 1ST AVE S # 3705	St. Petersburg	Condominium	—	2,540	2025	—
275 1ST AVE S # 2404	St. Petersburg	Condominium	—	1,740	2025	—
275 1ST AVE S # 2607	St. Petersburg	Condominium	—	1,295	2025	—
400 CENTRAL AVE # 1901	St. Petersburg	Condominium	—	2,380	2025	—
275 1ST AVE S # 3204	St. Petersburg	Condominium	—	1,740	2025	—
275 1ST AVE S # 2604	St. Petersburg	Condominium	—	1,740	2025	—
275 1ST AVE S # 2303	St. Petersburg	Condominium	—	1,870	2025	—
275 1ST AVE S # 1206	St. Petersburg	Condominium	—	2,045	2025	—
275 1ST AVE S # 2201	St. Petersburg	Condominium	—	2,075	2025	—
275 1ST AVE S # 1801	St. Petersburg	Condominium	—	2,075	2025	—
400 CENTRAL AVE # 2206	St. Petersburg	Condominium	—	1,700	2025	—
275 1ST AVE S # 2806	St. Petersburg	Condominium	—	2,075	2025	—
275 1ST AVE S # 1202	St. Petersburg	Condominium	—	2,250	2025	—
275 1ST AVE S # 2805	St. Petersburg	Condominium	—	2,540	2025	—

Address	City	Type	Market Value	Sq Ft	Year	Annual Tax
400 CENTRAL AVE # 1801	St. Petersburg	Condominium	—	2,380	2025	—
275 1ST AVE S # 4104	St. Petersburg	Condominium	—	3,035	2025	—
400 CENTRAL AVE # 1109	St. Petersburg	Condominium	—	1,130	2025	—
275 1ST AVE S # 3601	St. Petersburg	Condominium	—	2,075	2025	—
11605 1ST ST E # A1	Treasure Island	Condominium	—	2,592	2025	—
400 CENTRAL AVE # 2307	St. Petersburg	Condominium	—	2,325	2025	—
400 CENTRAL AVE #1502	St. Petersburg	Condominium	—	1,330	2025	—
275 1ST AVE S # 3105	St. Petersburg	Condominium	—	2,540	2025	—
400 CENTRAL AVE # 1806	St. Petersburg	Condominium	—	1,110	2025	—
400 CENTRAL AVE # 1609	St. Petersburg	Condominium	—	1,130	2025	—
275 1ST AVE S # 3004	St. Petersburg	Condominium	—	1,740	2025	—
275 1ST AVE S # 3208	St. Petersburg	Condominium	—	1,295	2025	—

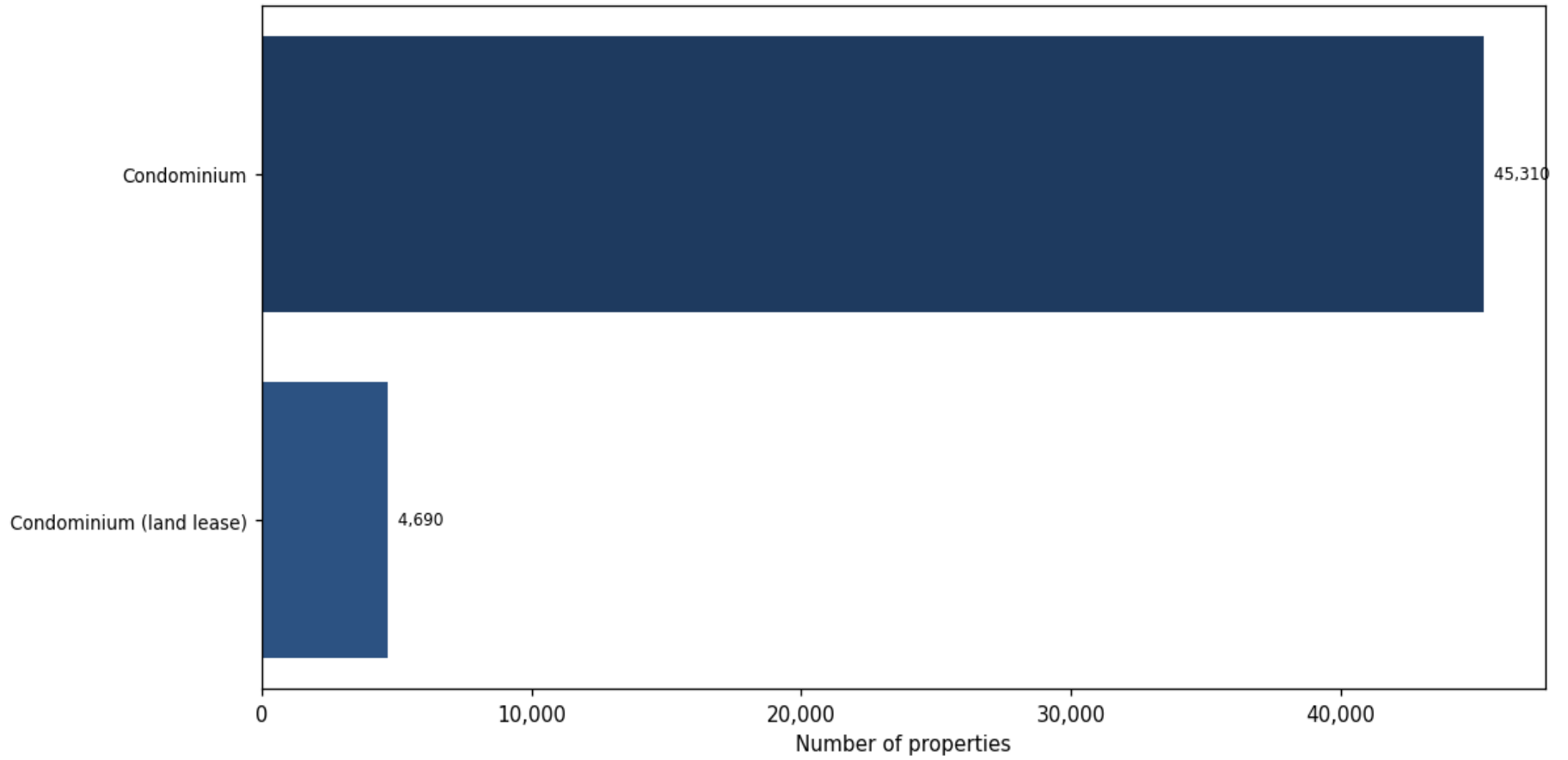
Market value distribution (n=49,748, top 1% trimmed for readability)



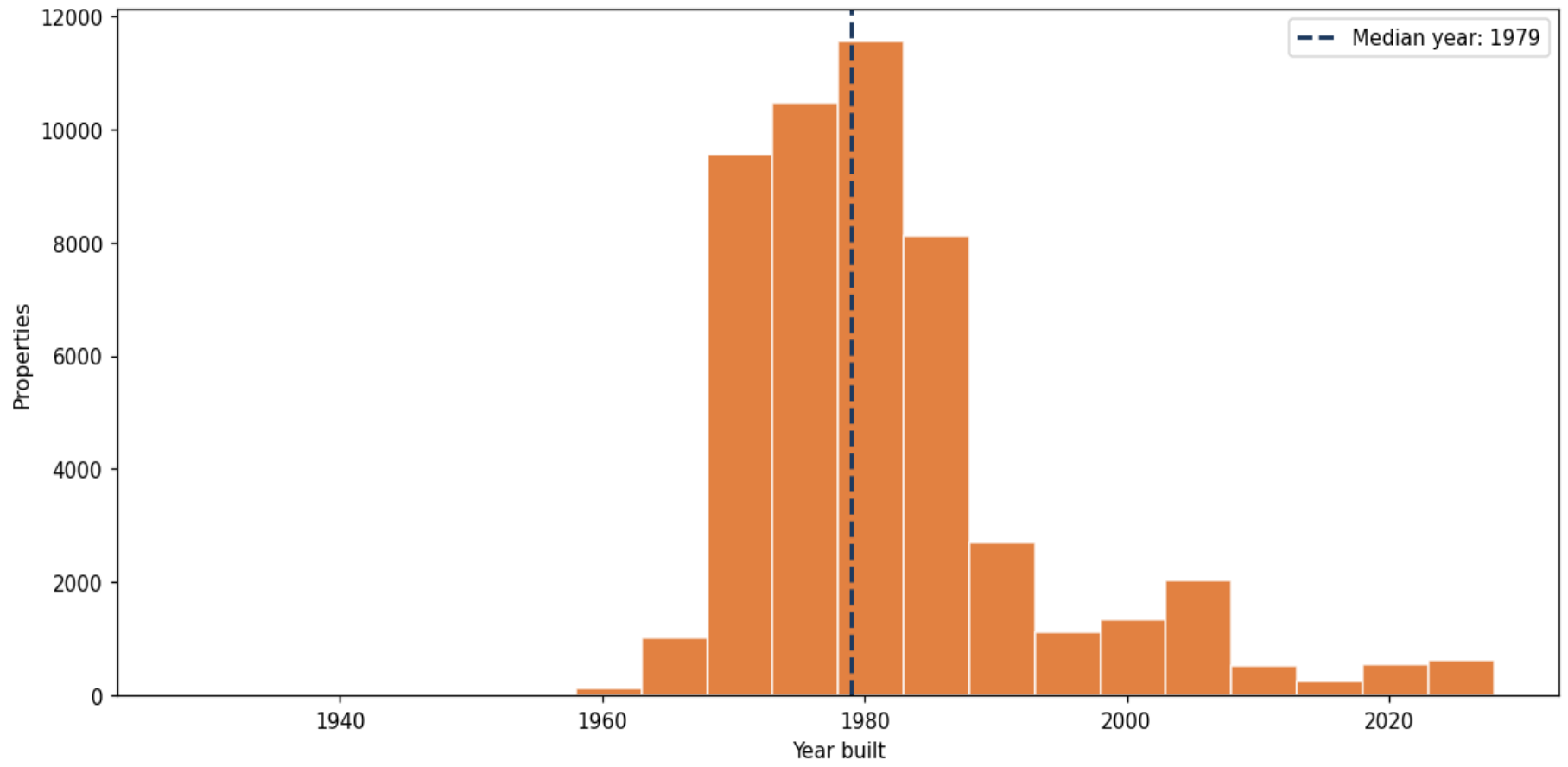
Building size vs. market value (n=48,760, outliers trimmed)



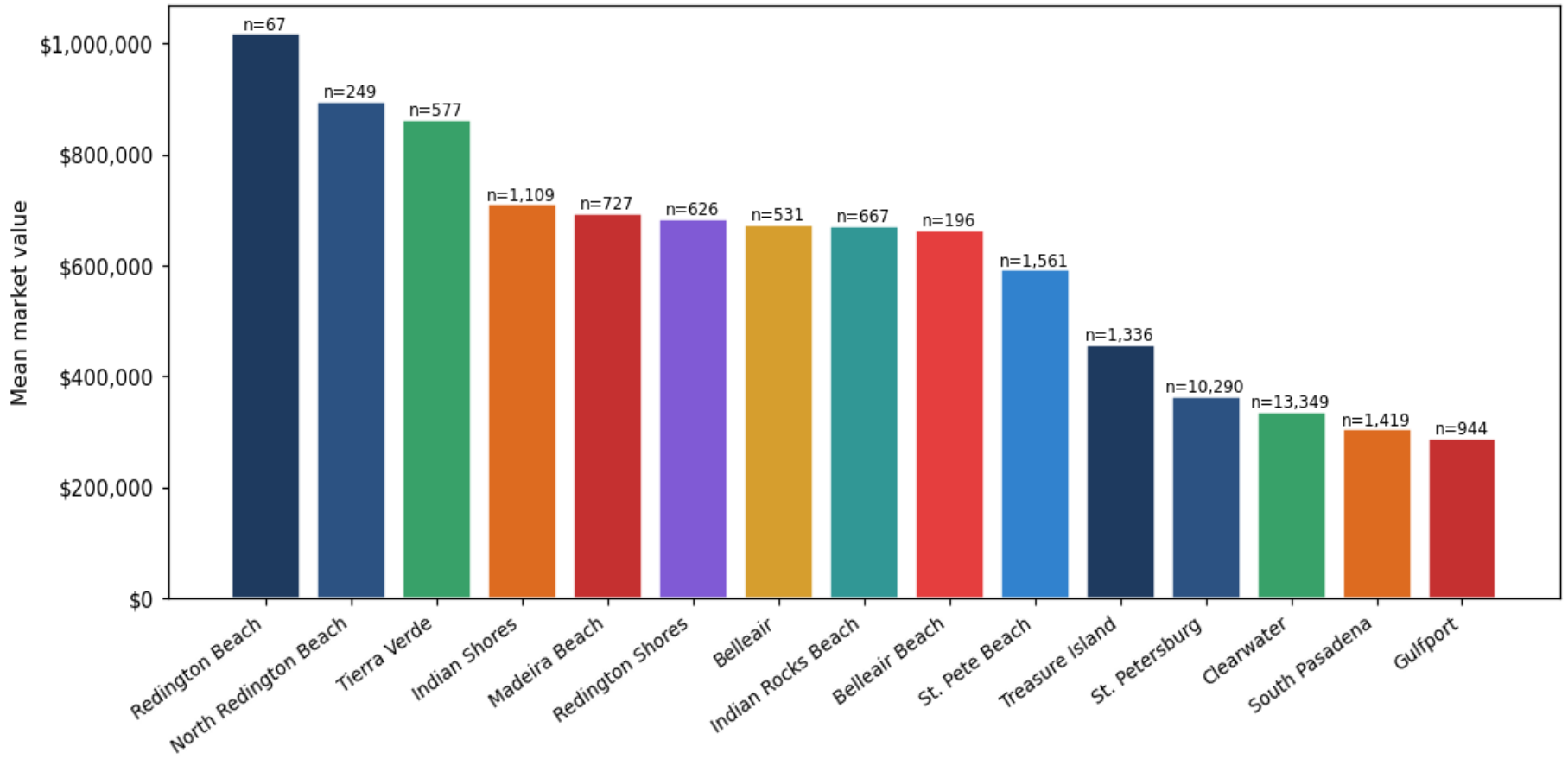
Top property types by count



Year built distribution (5-year buckets)



Mean market value by city (cities with ≥ 50 matches)



Market value vs. assessed value (gap = untaxed appreciation)

