

# Pinellas Property Market Report

489 matching properties • May 30, 2026

Filters applied	Headline numbers
Property type: Condo Industrial/Warehouse (Unit)	Properties matched: 489
	Median market value: \$251,685
	Mean market value: \$413,680
	Min / Max: \$34,744 / \$4,689,518
	Mean square footage: 3,428

## Top 200 properties by market value

Address	City	Type	Market Value	Sq Ft	Year	Annual Tax
8222 118TH AVE # 625	Largo	Condo Industrial/Warehou	\$4,689,518	31,711	2007	\$84,535
2100 PALMETTO ST # A	Clearwater	Condo Industrial/Warehou	\$3,583,993	31,360	1990	\$68,533
13031 US HIGHWAY 19 N	Pinellas Park	Condo Industrial/Warehou	\$3,382,549	58,285	1964	\$75,852
13075 US HIGHWAY 19 N	Pinellas Park	Condo Industrial/Warehou	\$3,360,877	49,862	1964	\$64,890
11236 47TH ST N # 3	Pinellas Park	Condo Industrial/Warehou	\$2,445,223	19,188	1991	\$47,980
5325 115TH AVE N	Pinellas Park	Condo Industrial/Warehou	\$2,388,931	22,320	1993	\$47,951
107 DUNBAR AVE	Oldsmar	Condo Industrial/Warehou	\$2,234,264	22,620	2003	\$40,736
11286 47TH ST N # 1	Pinellas Park	Condo Industrial/Warehou	\$2,214,180	17,375	1991	\$43,446
32190 US HIGHWAY 19 N	Palm Harbor	Condo Industrial/Warehou	\$2,191,906	20,712	2023	\$40,825
5355 115TH AVE N	Pinellas Park	Condo Industrial/Warehou	\$2,189,853	20,460	1981	\$43,955
32180 US HIGHWAY 19 N	Palm Harbor	Condo Industrial/Warehou	\$1,850,321	15,690	2004	\$31,572
5160 140TH AVE N # C	Clearwater	Condo Industrial/Warehou	\$1,712,006	35,580	1988	\$35,648
1750 N BELCHER RD	Clearwater	Condo Industrial/Warehou	\$1,643,000	14,458	2005	\$32,764

Address	City	Type	Market Value	Sq Ft	Year	Annual Tax
105 DUNBAR AVE	Oldsmar	Condo Industrial/Warehou	\$1,587,099	16,068	2003	\$28,937
2100 PALMETTO ST # C	Clearwater	Condo Industrial/Warehou	\$1,584,558	13,575	1990	\$29,671
4705 110TH AVE N	Pinellas Park	Condo Industrial/Warehou	\$1,480,426	15,092	1991	\$30,584
2600 118TH AVE N # 4	St. Petersburg	Condo Industrial/Warehou	\$1,471,401	15,000	1986	\$29,974
2600 118TH AVE N # 3	St. Petersburg	Condo Industrial/Warehou	\$1,471,401	15,000	1986	\$29,974
2600 118TH AVE N # 2	St. Petersburg	Condo Industrial/Warehou	\$1,471,401	15,000	1986	\$29,974
2600 118TH AVE N # 1	St. Petersburg	Condo Industrial/Warehou	\$1,471,401	15,000	1986	\$29,974
5160 140TH AVE N	Clearwater	Condo Industrial/Warehou	\$1,440,814	24,966	1982	\$25,014
101 DUNBAR AVE	Oldsmar	Condo Industrial/Warehou	\$1,399,130	14,165	2003	\$25,510
109 DUNBAR AVE	Oldsmar	Condo Industrial/Warehou	\$1,313,690	13,300	2003	\$23,952
111 DUNBAR AVE	Oldsmar	Condo Industrial/Warehou	\$1,313,690	13,300	2003	\$23,952
11256 47TH ST N # 2	Pinellas Park	Condo Industrial/Warehou	\$1,302,408	8,937	1991	\$22,347
3957 TAMPA RD	Oldsmar	Condo Industrial/Warehou	\$1,236,519	9,625	2022	\$22,115
2600 118TH AVE N # 10	St. Petersburg	Condo Industrial/Warehou	\$1,226,168	12,500	1986	\$24,978
2600 118TH AVE N # 7	St. Petersburg	Condo Industrial/Warehou	\$1,226,168	12,500	1986	\$24,978
2600 118TH AVE N # 6	St. Petersburg	Condo Industrial/Warehou	\$1,226,168	12,500	1986	\$24,978
2600 118TH AVE N # 8	St. Petersburg	Condo Industrial/Warehou	\$1,226,168	12,500	1986	\$24,978
2600 118TH AVE N # 9	St. Petersburg	Condo Industrial/Warehou	\$1,226,168	12,500	1986	\$24,978
4701 110TH AVE N	Pinellas Park	Condo Industrial/Warehou	\$1,174,180	11,970	1991	\$24,257
2100 PALMETTO ST # B	Clearwater	Condo Industrial/Warehou	\$1,150,921	10,060	1990	\$22,008
100 DUNBAR AVE	Oldsmar	Condo Industrial/Warehou	\$1,147,073	11,748	2003	\$21,157
10550 72ND ST # 1	Pinellas Park	Condo Industrial/Warehou	\$1,140,160	8,875	1985	\$22,089
11286 47TH ST N # 1A	Pinellas Park	Condo Industrial/Warehou	\$1,092,992	7,500	1991	\$18,754
3959 TAMPA RD	Oldsmar	Condo Industrial/Warehou	\$1,088,133	9,625	2022	\$22,115
5160 140TH AVE N # B	Clearwater	Condo Industrial/Warehou	\$941,351	17,837	1988	\$17,871

Address	City	Type	Market Value	Sq Ft	Year	Annual Tax
12075 34TH ST N # A	Pinellas Park	Condo Industrial/Warehou	\$927,413	7,600	2003	\$16,112
640 BROOKER CREEK BLVD # 465	Oldsmar	Condo Industrial/Warehou	\$894,797	5,685	2004	\$14,481
2868 ROOSEVELT BLVD	Largo	Condo Industrial/Warehou	\$877,054	7,560	1971	\$19,010
720 BROOKER CREEK BLVD # 223	Oldsmar	Condo Industrial/Warehou	\$874,795	5,634	2006	\$14,351
720 BROOKER CREEK BLVD # 222	Oldsmar	Condo Industrial/Warehou	\$850,381	5,634	2006	\$14,351
720 BROOKER CREEK BLVD # 209	Oldsmar	Condo Industrial/Warehou	\$849,896	6,478	2006	\$16,501
720 BROOKER CREEK BLVD # 212	Oldsmar	Condo Industrial/Warehou	\$849,896	6,478	2006	\$16,501
720 BROOKER CREEK BLVD # 213	Oldsmar	Condo Industrial/Warehou	\$849,896	6,478	2006	\$16,501
720 BROOKER CREEK BLVD # 215	Oldsmar	Condo Industrial/Warehou	\$849,896	6,478	2006	\$16,501
720 BROOKER CREEK BLVD # 207	Oldsmar	Condo Industrial/Warehou	\$849,896	6,478	2006	\$16,501
720 BROOKER CREEK BLVD # 208	Oldsmar	Condo Industrial/Warehou	\$849,896	6,478	2006	\$16,501
720 BROOKER CREEK BLVD # 211	Oldsmar	Condo Industrial/Warehou	\$849,896	6,478	2006	\$16,501
720 BROOKER CREEK BLVD # 214	Oldsmar	Condo Industrial/Warehou	\$849,896	6,478	2006	\$16,501
720 BROOKER CREEK BLVD # 210	Oldsmar	Condo Industrial/Warehou	\$849,896	6,478	2006	\$16,501
720 BROOKER CREEK BLVD # 206	Oldsmar	Condo Industrial/Warehou	\$849,896	6,478	2006	\$16,501
12300 46TH ST N # 2	Pinellas Park	Condo Industrial/Warehou	\$787,345	8,875	1978	\$16,146
11551 43RD ST N # 101	Pinellas Park	Condo Industrial/Warehou	\$785,530	8,008	1998	\$15,739
12300 AUTOMOBILE BLVD # 1	Pinellas Park	Condo Industrial/Warehou	\$748,754	8,440	1978	\$15,354
640 BROOKER CREEK BLVD # 420	Oldsmar	Condo Industrial/Warehou	\$745,201	5,680	2004	\$14,468
640 BROOKER CREEK BLVD # 435	Oldsmar	Condo Industrial/Warehou	\$745,201	5,680	2004	\$14,468
640 BROOKER CREEK BLVD # 430	Oldsmar	Condo Industrial/Warehou	\$745,201	5,680	2004	\$14,468
640 BROOKER CREEK BLVD # 440	Oldsmar	Condo Industrial/Warehou	\$745,201	5,680	2004	\$14,468
640 BROOKER CREEK BLVD # 455	Oldsmar	Condo Industrial/Warehou	\$745,201	5,680	2004	\$14,468
640 BROOKER CREEK BLVD # 450	Oldsmar	Condo Industrial/Warehou	\$745,201	5,680	2004	\$14,468
640 BROOKER CREEK BLVD # 460	Oldsmar	Condo Industrial/Warehou	\$745,201	5,680	2004	\$14,468

Address	City	Type	Market Value	Sq Ft	Year	Annual Tax
640 BROOKER CREEK BLVD # 425	Oldsmar	Condo Industrial/Warehou	\$745,201	5,680	2004	\$14,468
640 BROOKER CREEK BLVD # 445	Oldsmar	Condo Industrial/Warehou	\$745,201	5,680	2004	\$14,468
3955 TAMPA RD	Oldsmar	Condo Industrial/Warehou	\$741,907	5,775	2023	\$13,269
4258 ALT 19	Palm Harbor	Condo Industrial/Warehou	\$701,885	5,000	2017	\$12,519
4278 ALT 19	Palm Harbor	Condo Industrial/Warehou	\$701,885	4,956	2017	\$12,519
4238 ALT 19	Palm Harbor	Condo Industrial/Warehou	\$701,885	5,000	2017	\$12,519
4222 ALT 19	Palm Harbor	Condo Industrial/Warehou	\$701,885	5,000	2017	\$12,393
8222 118TH AVE # 620	Largo	Condo Industrial/Warehou	\$700,092	4,667	2007	\$12,441
8226 118TH AVE # 760	Largo	Condo Industrial/Warehou	\$695,136	4,634	2007	\$12,353
8222 118TH AVE # 605	Largo	Condo Industrial/Warehou	\$695,136	4,634	2007	\$12,353
8226 118TH AVE # 765	Largo	Condo Industrial/Warehou	\$695,136	4,634	2007	\$12,353
8222 118TH AVE # 665	Largo	Condo Industrial/Warehou	\$695,136	4,634	2007	\$12,353
8226 118TH AVE # 755	Largo	Condo Industrial/Warehou	\$695,136	4,634	2007	\$12,353
8226 118TH AVE # 750	Largo	Condo Industrial/Warehou	\$695,136	4,634	2007	\$12,353
8222 118TH AVE # 610	Largo	Condo Industrial/Warehou	\$695,136	4,634	2007	\$12,353
8222 118TH AVE # 615	Largo	Condo Industrial/Warehou	\$695,136	4,634	2007	\$12,353
8222 118TH AVE # 660	Largo	Condo Industrial/Warehou	\$695,136	4,634	2007	\$12,353
2866 ROOSEVELT BLVD	Largo	Condo Industrial/Warehou	\$693,785	6,000	1983	\$15,037
8222 118TH AVE # 670	Largo	Condo Industrial/Warehou	\$691,387	4,609	2007	\$12,287
8222 118TH AVE # 600	Largo	Condo Industrial/Warehou	\$691,387	4,609	2007	\$12,287
8226 118TH AVE # 770	Largo	Condo Industrial/Warehou	\$689,735	4,598	2007	\$12,257
10550 72ND ST # 2	Pinellas Park	Condo Industrial/Warehou	\$687,771	5,325	1985	\$13,254
630 BROOKER CREEK BLVD # 345	Oldsmar	Condo Industrial/Warehou	\$640,241	4,880	2004	\$12,431
630 BROOKER CREEK BLVD # 320	Oldsmar	Condo Industrial/Warehou	\$640,241	4,880	2004	\$12,431
630 BROOKER CREEK BLVD # 330	Oldsmar	Condo Industrial/Warehou	\$640,241	4,880	2004	\$12,431

Address	City	Type	Market Value	Sq Ft	Year	Annual Tax
630 BROOKER CREEK BLVD # 325	Oldsmar	Condo Industrial/Warehou	\$640,241	4,880	2004	\$12,431
977 WITHLACOOCHEE ST # 1-A	Safety Harbor	Condo Industrial/Warehou	\$632,012	4,852	1986	\$12,183
977 WITHLACOOCHEE ST # 1-B	Safety Harbor	Condo Industrial/Warehou	\$632,012	4,852	1986	\$12,183
630 BROOKER CREEK BLVD # 365	Oldsmar	Condo Industrial/Warehou	\$619,501	5,147	2004	\$12,753
630 BROOKER CREEK BLVD # 340	Oldsmar	Condo Industrial/Warehou	\$619,501	4,880	2004	\$12,431
630 BROOKER CREEK BLVD # 360	Oldsmar	Condo Industrial/Warehou	\$619,501	4,880	2004	\$12,431
630 BROOKER CREEK BLVD # 355	Oldsmar	Condo Industrial/Warehou	\$619,501	4,880	2004	\$12,431
630 BROOKER CREEK BLVD # 350	Oldsmar	Condo Industrial/Warehou	\$619,501	4,880	2004	\$12,431
630 BROOKER CREEK BLVD # 335	Oldsmar	Condo Industrial/Warehou	\$619,501	4,880	2004	\$12,431
8226 118TH AVE # 705	Largo	Condo Industrial/Warehou	\$591,033	3,910	2007	\$10,503
8226 118TH AVE # 715	Largo	Condo Industrial/Warehou	\$586,534	3,910	2007	\$10,423
8226 118TH AVE # 720	Largo	Condo Industrial/Warehou	\$586,534	3,910	2007	\$10,423
8226 118TH AVE # 700	Largo	Condo Industrial/Warehou	\$586,534	3,910	2007	\$10,423
8226 118TH AVE # 725	Largo	Condo Industrial/Warehou	\$586,534	3,910	2007	\$10,423
8226 118TH AVE # 710	Largo	Condo Industrial/Warehou	\$586,534	3,910	2007	\$10,423
8226 118TH AVE # 735	Largo	Condo Industrial/Warehou	\$586,534	3,910	2007	\$10,423
8226 118TH AVE # 740	Largo	Condo Industrial/Warehou	\$586,534	3,910	2007	\$10,423
8226 118TH AVE # 730	Largo	Condo Industrial/Warehou	\$586,534	3,910	2007	\$10,423
8226 118TH AVE # 745	Largo	Condo Industrial/Warehou	\$586,084	3,907	2007	\$10,415
2051 GANDY BLVD N # 211	St. Petersburg	Condo Industrial/Warehou	\$563,550	1,560	2024	\$9,625
4445 126TH AVE N	Pinellas Park	Condo Industrial/Warehou	\$532,640	6,050	1985	\$11,518
6775 55TH ST N	Pinellas Park	Condo Industrial/Warehou	\$521,038	4,000	2005	\$12,177
720 BROOKER CREEK BLVD # 201	Oldsmar	Condo Industrial/Warehou	\$492,145	3,110	2006	\$7,922
4205 116TH TER N # 104	Pinellas Park	Condo Industrial/Warehou	\$486,940	4,964	1999	\$9,756
640 BROOKER CREEK BLVD # 415	Oldsmar	Condo Industrial/Warehou	\$482,178	3,047	2004	\$7,761

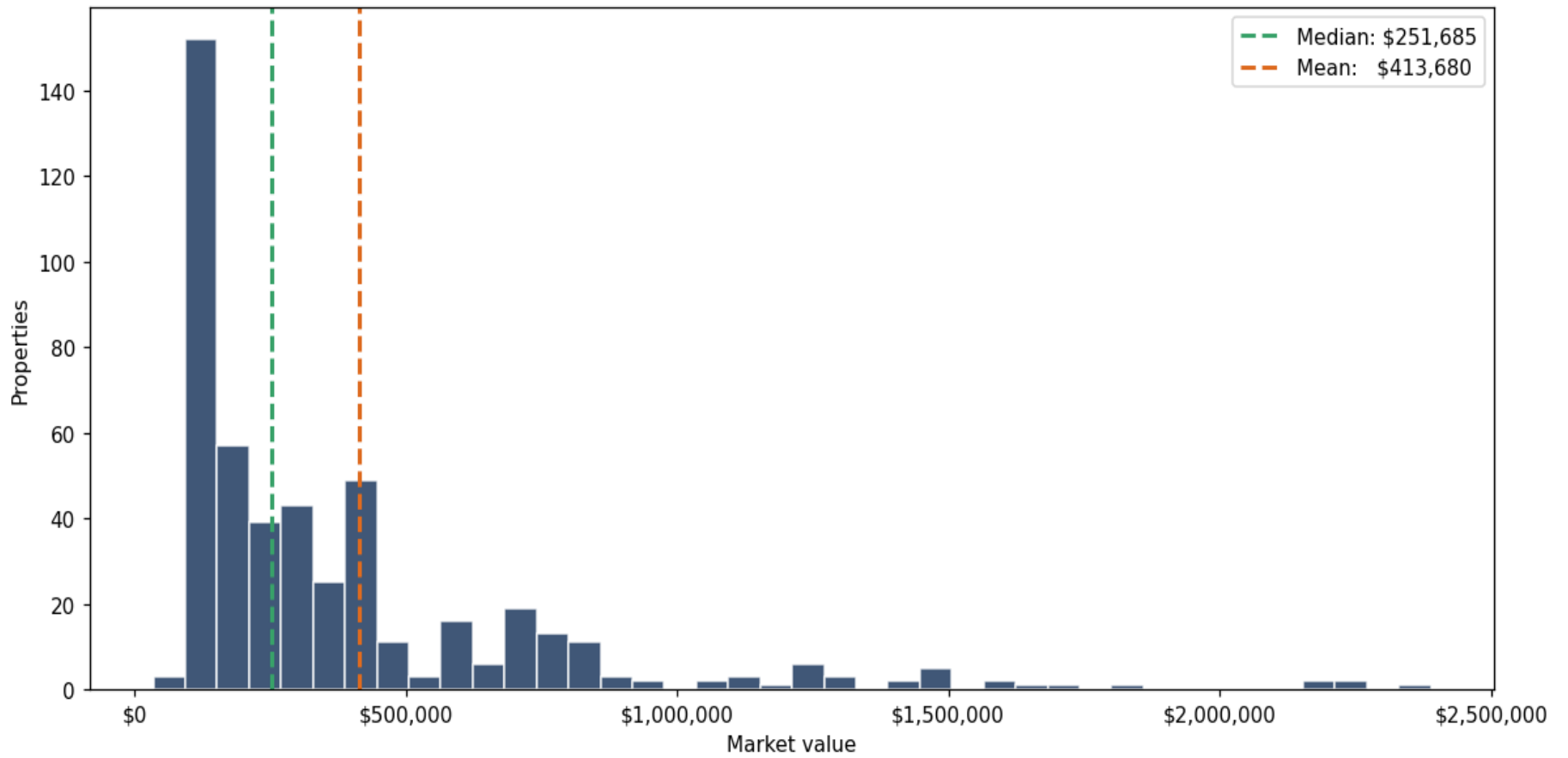
Address	City	Type	Market Value	Sq Ft	Year	Annual Tax
640 BROOKER CREEK BLVD # 405	Oldsmar	Condo Industrial/Warehou	\$482,178	3,047	2004	\$7,761
977 WITHLACOOCHEE ST # 2	Safety Harbor	Condo Industrial/Warehou	\$475,728	3,200	1986	\$8,035
640 BROOKER CREEK BLVD # 400	Oldsmar	Condo Industrial/Warehou	\$463,192	2,927	2004	\$7,456
640 BROOKER CREEK BLVD # 410	Oldsmar	Condo Industrial/Warehou	\$463,192	2,927	2004	\$7,456
3416 MORRIS ST N # 2	St. Petersburg	Condo Industrial/Warehou	\$462,973	4,450	1987	\$10,287
12075 34TH ST N # B	Pinellas Park	Condo Industrial/Warehou	\$460,518	4,800	2003	\$10,176
630 BROOKER CREEK BLVD # 300	Oldsmar	Condo Industrial/Warehou	\$451,002	2,850	2004	\$7,260
630 BROOKER CREEK BLVD # 310	Oldsmar	Condo Industrial/Warehou	\$451,002	2,850	2004	\$7,260
720 BROOKER CREEK BLVD # 221	Oldsmar	Condo Industrial/Warehou	\$437,871	2,767	2006	\$7,048
630 BROOKER CREEK BLVD # 305	Oldsmar	Condo Industrial/Warehou	\$432,331	2,732	2004	\$6,959
630 BROOKER CREEK BLVD # 315	Oldsmar	Condo Industrial/Warehou	\$432,331	2,732	2004	\$6,959
3691 46TH AVE N	St. Petersburg	Condo Industrial/Warehou	\$422,922	2,987	1988	\$9,168
3679 46TH AVE N	St. Petersburg	Condo Industrial/Warehou	\$422,922	2,987	1988	\$9,168
3667 46TH AVE N	St. Petersburg	Condo Industrial/Warehou	\$422,922	2,987	1988	\$9,168
720 BROOKER CREEK BLVD # 200	Oldsmar	Condo Industrial/Warehou	\$422,044	2,667	2006	\$6,794
720 BROOKER CREEK BLVD # 220	Oldsmar	Condo Industrial/Warehou	\$421,247	2,662	2006	\$6,781
720 BROOKER CREEK BLVD # 202	Oldsmar	Condo Industrial/Warehou	\$413,815	2,615	2006	\$6,661
720 BROOKER CREEK BLVD # 204	Oldsmar	Condo Industrial/Warehou	\$407,640	2,576	2006	\$6,562
720 BROOKER CREEK BLVD # 205	Oldsmar	Condo Industrial/Warehou	\$407,640	2,576	2006	\$6,562
2051 GANDY BLVD N # 214	St. Petersburg	Condo Industrial/Warehou	\$405,705	1,591	2024	\$8,133
7274 114TH AVE	Pinellas Park	Condo Industrial/Warehou	\$405,517	2,333	2007	\$7,545
7257 112TH AVE N	Pinellas Park	Condo Industrial/Warehou	\$405,517	2,333	2007	\$7,545
7209 112TH AVE N	Pinellas Park	Condo Industrial/Warehou	\$405,517	2,333	2007	\$7,545
7217 112TH AVE N	Pinellas Park	Condo Industrial/Warehou	\$405,517	2,333	2007	\$7,545
7281 112TH AVE N	Pinellas Park	Condo Industrial/Warehou	\$405,517	2,333	2007	\$7,545

Address	City	Type	Market Value	Sq Ft	Year	Annual Tax
7216 114TH AVE	Pinellas Park	Condo Industrial/Warehou	\$405,517	2,333	2007	\$7,545
7249 112TH AVE N	Pinellas Park	Condo Industrial/Warehou	\$405,517	2,333	2007	\$7,545
7266 114TH AVE	Pinellas Park	Condo Industrial/Warehou	\$405,517	2,333	2007	\$7,545
7224 114TH AVE	Pinellas Park	Condo Industrial/Warehou	\$405,517	2,333	2007	\$7,545
7208 114TH AVE	Pinellas Park	Condo Industrial/Warehou	\$405,517	2,300	2007	\$7,545
7228 114TH AVE	Pinellas Park	Condo Industrial/Warehou	\$405,517	2,333	2007	\$7,545
7262 114TH AVE	Pinellas Park	Condo Industrial/Warehou	\$405,517	2,333	2007	\$7,545
7233 112TH AVE N	Pinellas Park	Condo Industrial/Warehou	\$405,517	2,333	2007	\$7,545
7241 112TH AVE N	Pinellas Park	Condo Industrial/Warehou	\$405,517	2,333	2007	\$7,545
7220 114TH AVE	Pinellas Park	Condo Industrial/Warehou	\$405,517	2,300	2007	\$7,545
7273 112TH AVE N	Pinellas Park	Condo Industrial/Warehou	\$405,517	2,333	2007	\$7,545
7212 114TH AVE	Pinellas Park	Condo Industrial/Warehou	\$405,517	2,333	2007	\$7,545
7270 114TH AVE	Pinellas Park	Condo Industrial/Warehou	\$405,517	2,333	2007	\$7,545
7258 114TH AVE	Pinellas Park	Condo Industrial/Warehou	\$405,517	2,333	2007	\$7,545
7265 112TH AVE N	Pinellas Park	Condo Industrial/Warehou	\$405,517	2,333	2007	\$7,545
7278 114TH AVE	Pinellas Park	Condo Industrial/Warehou	\$405,517	2,333	2007	\$7,545
7232 114TH AVE	Pinellas Park	Condo Industrial/Warehou	\$405,517	2,333	2007	\$7,545
7236 114TH AVE	Pinellas Park	Condo Industrial/Warehou	\$405,517	2,333	2007	\$7,545
7225 112TH AVE N	Pinellas Park	Condo Industrial/Warehou	\$405,517	2,333	2007	\$7,545
4201 116TH TER N # 102	Pinellas Park	Condo Industrial/Warehou	\$402,771	4,106	1998	\$8,070
7204 114TH AVE	Pinellas Park	Condo Industrial/Warehou	\$399,781	2,300	2007	\$7,438
7250 114TH AVE	Pinellas Park	Condo Industrial/Warehou	\$399,781	2,300	2007	\$7,438
7244 114TH AVE	Pinellas Park	Condo Industrial/Warehou	\$399,781	2,300	2007	\$7,438
7289 112TH AVE N	Pinellas Park	Condo Industrial/Warehou	\$399,781	2,300	2007	\$7,438
7240 114TH AVE	Pinellas Park	Condo Industrial/Warehou	\$399,781	2,300	2007	\$7,438

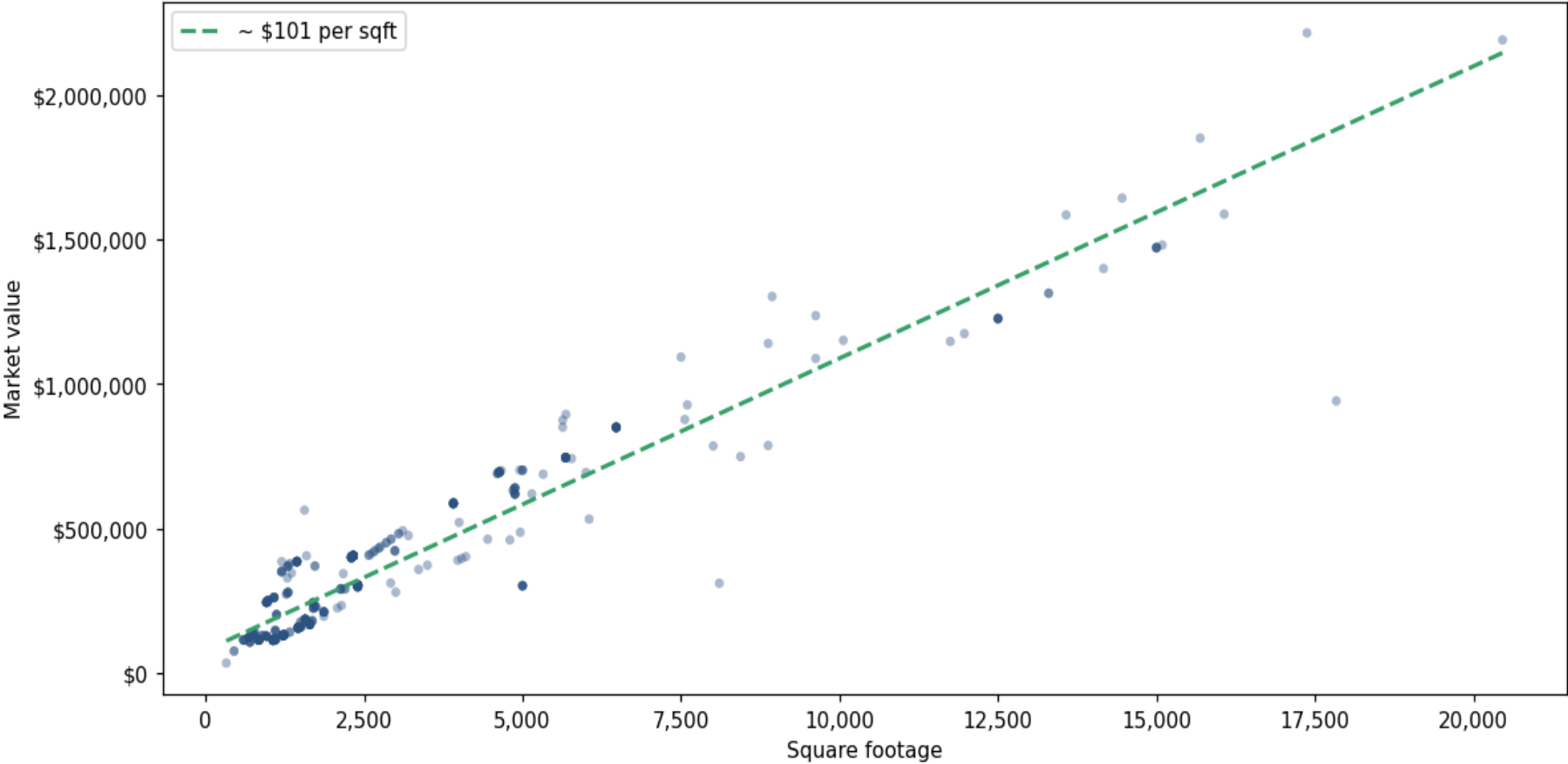
Address	City	Type	Market Value	Sq Ft	Year	Annual Tax
7282 114TH AVE	Pinellas Park	Condo Industrial/Warehou	\$399,781	2,300	2007	\$7,438
7286 114TH AVE	Pinellas Park	Condo Industrial/Warehou	\$399,781	2,300	2007	\$7,438
7200 114TH AVE	Pinellas Park	Condo Industrial/Warehou	\$399,781	2,300	2007	\$7,438
7254 114TH AVE	Pinellas Park	Condo Industrial/Warehou	\$399,781	2,300	2007	\$7,438
7201 112TH AVE N	Pinellas Park	Condo Industrial/Warehou	\$399,781	2,300	2007	\$7,438
4201 116TH TER N # 103	Pinellas Park	Condo Industrial/Warehou	\$396,098	4,038	1998	\$7,844
4201 116TH TER N	Pinellas Park	Condo Industrial/Warehou	\$390,120	3,977	1998	\$7,816
2051 GANDY BLVD N # 513	St. Petersburg	Condo Industrial/Warehou	\$385,560	1,440	2024	\$7,361
2051 GANDY BLVD N # 510	St. Petersburg	Condo Industrial/Warehou	\$385,560	1,440	2024	\$7,361
2051 GANDY BLVD N # 501	St. Petersburg	Condo Industrial/Warehou	\$385,560	1,440	2024	\$7,361
2051 GANDY BLVD N # 502	St. Petersburg	Condo Industrial/Warehou	\$385,560	1,440	2024	\$7,361
2051 GANDY BLVD N # 512	St. Petersburg	Condo Industrial/Warehou	\$385,560	1,440	2024	\$7,361
2051 GANDY BLVD N # 508	St. Petersburg	Condo Industrial/Warehou	\$385,560	1,440	2024	\$7,361
2051 GANDY BLVD N # 500	St. Petersburg	Condo Industrial/Warehou	\$385,560	1,440	2024	\$7,361
2051 GANDY BLVD N # 511	St. Petersburg	Condo Industrial/Warehou	\$385,560	1,440	2024	\$7,361
2051 GANDY BLVD N # 503	St. Petersburg	Condo Industrial/Warehou	\$385,560	1,440	2024	\$7,361
2051 GANDY BLVD N # 509	St. Petersburg	Condo Industrial/Warehou	\$385,560	1,200	2024	\$6,134
2051 GANDY BLVD N # 200	St. Petersburg	Condo Industrial/Warehou	\$379,287	1,332	2024	\$6,809
2051 GANDY BLVD N # 210	St. Petersburg	Condo Industrial/Warehou	\$373,307	1,311	2024	\$6,701
EVERGREEN AVE	Clearwater	Condo Industrial/Warehou	\$373,127	3,500	1984	\$7,454
10590 66TH AVE # 5	Seminole	Condo Industrial/Warehou	\$370,336	1,725	1989	\$4,945
10590 66TH AVE # 6	Seminole	Condo Industrial/Warehou	\$370,336	1,725	1989	\$4,945
2051 GANDY BLVD N # 201	St. Petersburg	Condo Industrial/Warehou	\$369,036	1,296	2024	\$6,625
2051 GANDY BLVD N # 202	St. Petersburg	Condo Industrial/Warehou	\$369,036	1,296	2024	\$6,625
2051 GANDY BLVD N # 203	St. Petersburg	Condo Industrial/Warehou	\$369,036	1,296	2024	\$6,625

Address	City	Type	Market Value	Sq Ft	Year	Annual Tax
15500 EVERGREEN AVE # 8F	Clearwater	Condo Industrial/Warehou	\$358,196	3,360	1988	\$7,156
2051 GANDY BLVD N # 504	St. Petersburg	Condo Industrial/Warehou	\$351,900	1,200	2024	\$6,134
2051 GANDY BLVD N # 507	St. Petersburg	Condo Industrial/Warehou	\$351,900	1,200	2024	\$6,134
2051 GANDY BLVD N # 506	St. Petersburg	Condo Industrial/Warehou	\$351,900	1,200	2024	\$6,134
2051 GANDY BLVD N # 505	St. Petersburg	Condo Industrial/Warehou	\$348,840	1,200	2024	\$6,134
2051 GANDY BLVD N # 212	St. Petersburg	Condo Industrial/Warehou	\$345,780	1,356	2024	\$6,931
720 BROOKER CREEK BLVD # 203	Oldsmar	Condo Industrial/Warehou	\$343,710	2,172	2006	\$5,533
2051 GANDY BLVD N # 213	St. Petersburg	Condo Industrial/Warehou	\$328,950	1,290	2024	\$6,594
15500 EVERGREEN AVE # 8E	Clearwater	Condo Industrial/Warehou	\$311,293	2,920	1988	\$6,219
6370 49TH ST N # F	Pinellas Park	Condo Industrial/Warehou	\$310,686	8,105	1987	\$7,460
12141 62ND ST # 1	Pinellas Park	Condo Industrial/Warehou	\$304,164	2,400	2007	\$5,947
12141 62ND ST # 3	Pinellas Park	Condo Industrial/Warehou	\$304,164	2,400	2007	\$5,947

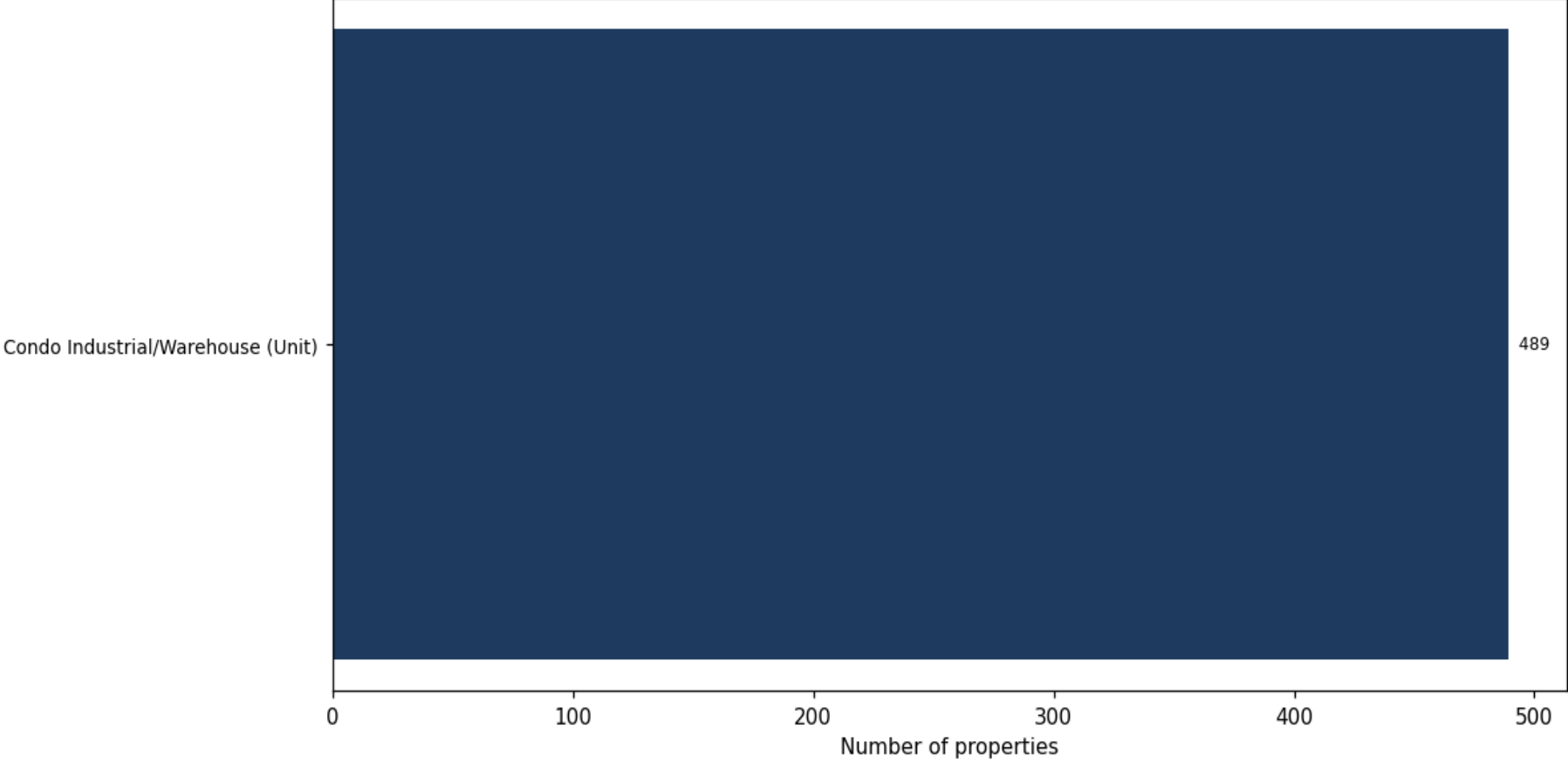
**Market value distribution (n=489, top 1% trimmed for readability)**



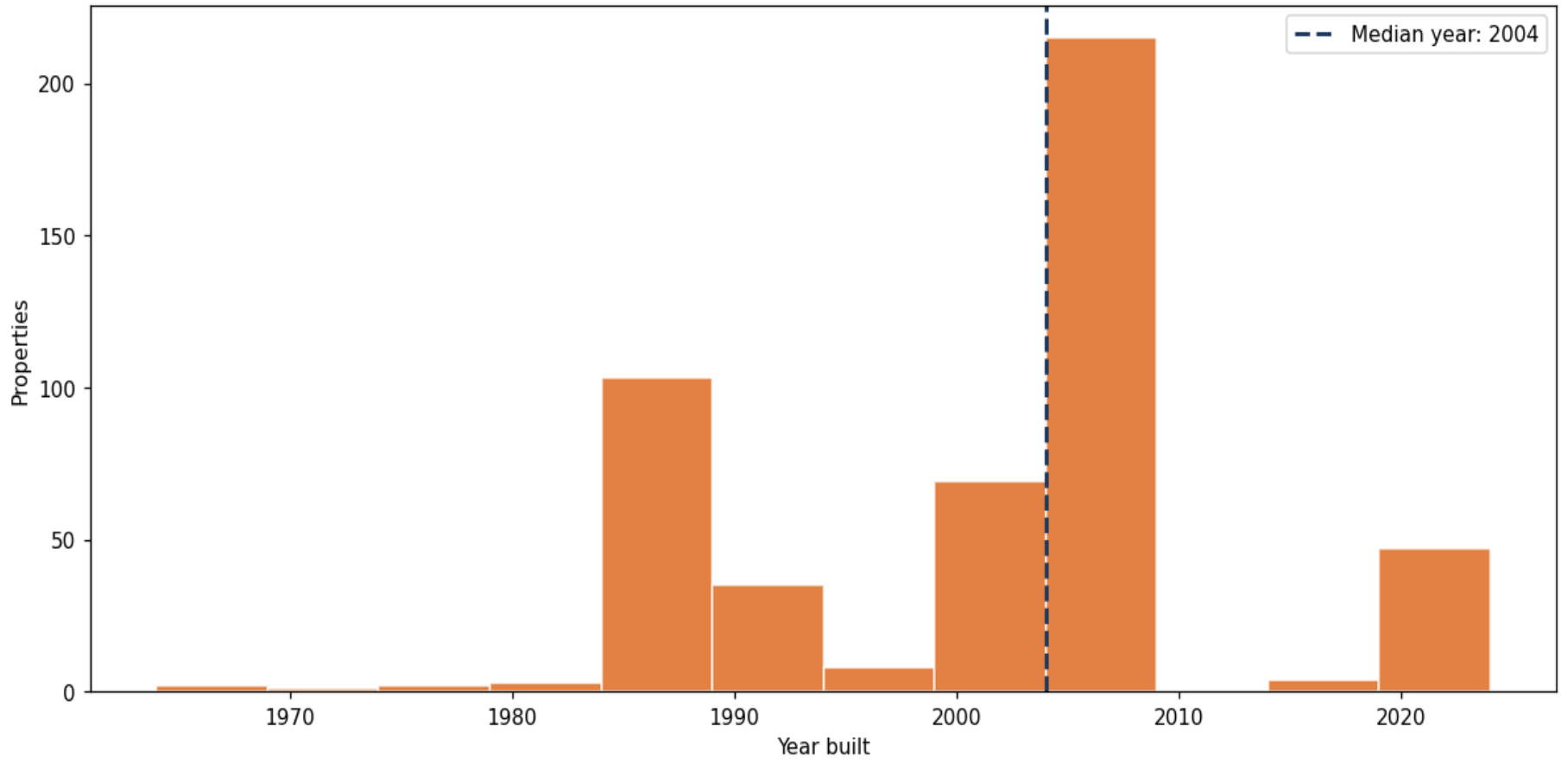
**Building size vs. market value (n=479, outliers trimmed)**



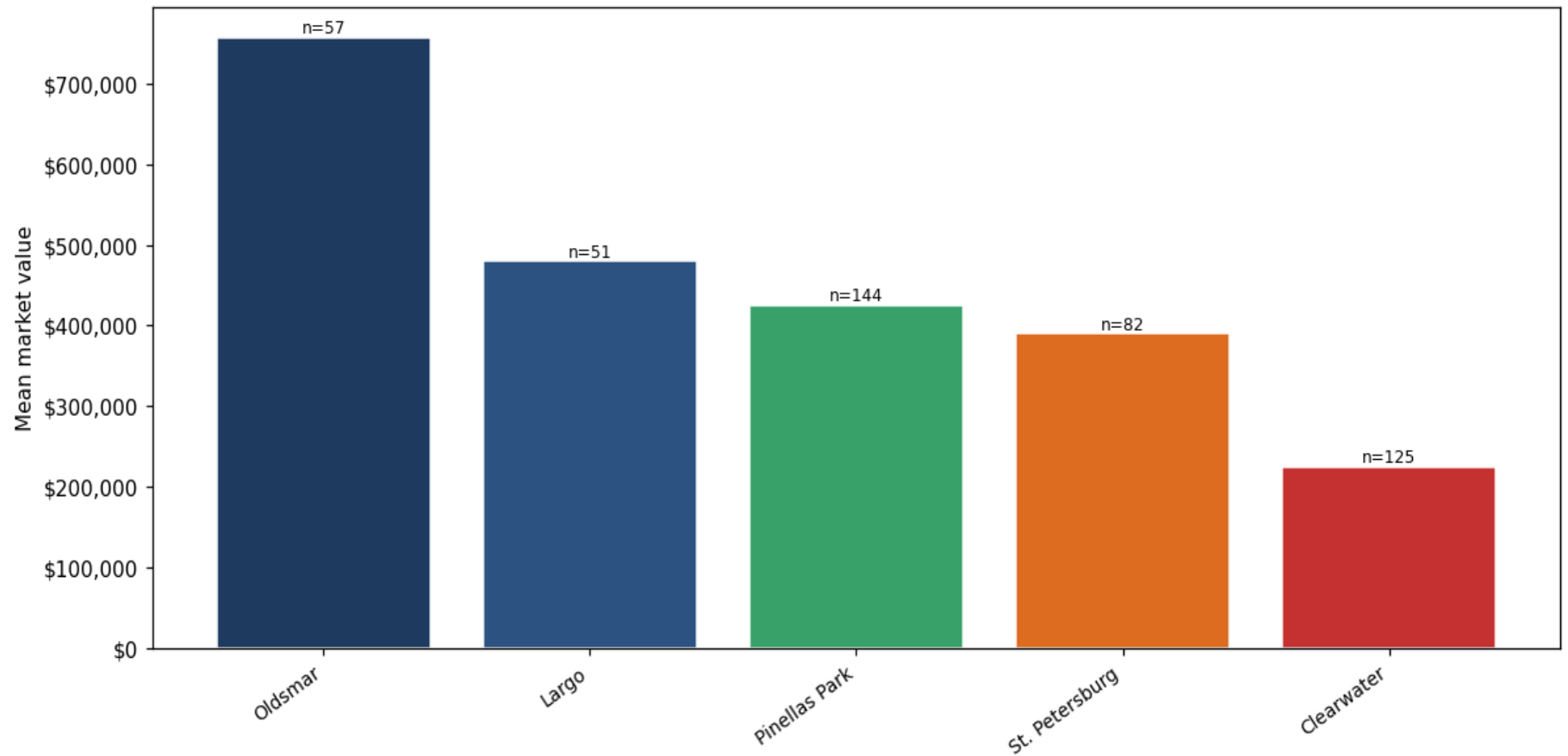
### Top property types by count



**Year built distribution (5-year buckets)**



**Mean market value by city (cities with  $\geq 50$  matches)**



**Market value vs. assessed value (gap = untaxed appreciation)**

