

# Pinellas Property Market Report

224 matching properties • May 30, 2026

Filters applied	Headline numbers
Property type: Condo - Commercial - Store (Unit)	Properties matched: 224
	Median market value: \$242,000
	Mean market value: \$684,488
	Min / Max: \$18,500 / \$13,300,000
	Mean square footage: 2,700

## Top 200 properties by market value

Address	City	Type	Market Value	Sq Ft	Year	Annual Tax
275 1ST AVE S # 4	St. Petersburg	Condo - Commercial - Sto	—	48	2025	—
275 1ST AVE S # 1	St. Petersburg	Condo - Commercial - Sto	—	1,491	2025	—
275 1ST AVE S # 3	St. Petersburg	Condo - Commercial - Sto	—	1,842	2025	—
275 1ST AVE S # 2	St. Petersburg	Condo - Commercial - Sto	—	1,334	2025	—
483 MANDALAY AVE	Clearwater	Condo - Commercial - Sto	\$13,300,000	37,722	1994	\$240,597
311 S GULFVIEW BLVD	Clearwater	Condo - Commercial - Sto	\$11,300,000	31,131	2011	\$210,723
117 2ND ST N # 1	St. Petersburg	Condo - Commercial - Sto	\$9,180,000	52,938	2000	\$202,874
400 BEACH DR NE	St. Petersburg	Condo - Commercial - Sto	\$4,560,000	9,705	2007	\$90,729
300 BEACH DR NE	St. Petersburg	Condo - Commercial - Sto	\$4,295,000	8,395	2006	\$79,972
300 BEACH DR NE	St. Petersburg	Condo - Commercial - Sto	\$4,200,000	7,538	2006	\$78,229
895 CENTRAL AVE	St. Petersburg	Condo - Commercial - Sto	\$4,150,000	14,712	1926	\$85,637
490 POINSETTIA AVE	Clearwater	Condo - Commercial - Sto	\$3,600,000	11,772	2016	\$73,940
400 BEACH DR NE	St. Petersburg	Condo - Commercial - Sto	\$3,465,000	7,379	2007	\$68,984

Address	City	Type	Market Value	Sq Ft	Year	Annual Tax
300 BEACH DR NE	St. Petersburg	Condo - Commercial - Sto	\$2,990,000	6,895	2006	\$72,550
100 1ST AVE N # 2	St. Petersburg	Condo - Commercial - Sto	\$2,920,000	6,291	2018	\$61,476
315 S GULFVIEW BLVD	Clearwater	Condo - Commercial - Sto	\$2,520,000	6,937	2011	\$46,956
9001 US HIGHWAY 19 N	Pinellas Park	Condo - Commercial - Sto	\$2,375,000	26,905	1979	\$52,994
400 BEACH DR NE	St. Petersburg	Condo - Commercial - Sto	\$2,360,000	5,784	2007	\$54,073
301 S GULFVIEW BLVD	Clearwater	Condo - Commercial - Sto	\$2,300,000	7,400	2010	\$39,789
170 BEACH DR NE # 103	St. Petersburg	Condo - Commercial - Sto	\$2,265,000	3,967	2010	\$38,065
875 CENTRAL AVE	St. Petersburg	Condo - Commercial - Sto	\$2,040,000	7,352	2019	\$42,795
9021 US HIGHWAY 19 N	Pinellas Park	Condo - Commercial - Sto	\$1,820,000	16,020	2008	\$40,188
2907 STATE ROAD 590	Clearwater	Condo - Commercial - Sto	\$1,775,000	13,600	1975	\$35,471
405 CENTRAL AVE # 100	St. Petersburg	Condo - Commercial - Sto	\$1,710,000	8,582	1928	\$55,103
855 CENTRAL AVE	St. Petersburg	Condo - Commercial - Sto	\$1,685,000	6,133	2019	\$35,700
162 BEACH DR NE # 104	St. Petersburg	Condo - Commercial - Sto	\$1,660,000	3,122	2010	\$29,957
158 BEACH DR NE # 105	St. Petersburg	Condo - Commercial - Sto	\$1,523,000	2,868	2010	\$27,520
10650 GULF BLVD # CU105	Treasure Island	Condo - Commercial - Sto	\$1,370,000	5,074	1974	\$22,457
301 S GULFVIEW BLVD # C3	Clearwater	Condo - Commercial - Sto	\$1,360,000	4,236	2019	\$23,985
2860 ROOSEVELT BLVD	Largo	Condo - Commercial - Sto	\$1,330,000	10,000	1982	\$24,905
215 CENTRAL AVE	St. Petersburg	Condo - Commercial - Sto	\$1,205,000	4,260	2002	\$24,617
301 S GULFVIEW BLVD # C1	Clearwater	Condo - Commercial - Sto	\$1,160,000	3,634	2019	\$20,576
415 3RD ST S	St. Petersburg	Condo - Commercial - Sto	\$1,100,000	4,407	2014	\$24,720
215 CENTRAL AVE # 4C	St. Petersburg	Condo - Commercial - Sto	\$1,095,000	4,133	2002	\$23,883
100 BEACH DR NE # 102	St. Petersburg	Condo - Commercial - Sto	\$1,085,000	1,501	2000	\$20,386
100 2ND AVE NE # 101A	St. Petersburg	Condo - Commercial - Sto	\$1,035,000	2,457	2010	\$23,576
9099 US HIGHWAY 19 N	Pinellas Park	Condo - Commercial - Sto	\$980,000	10,800	1979	\$21,272
100 BEACH DR NE # 101	St. Petersburg	Condo - Commercial - Sto	\$975,000	1,349	2000	\$18,322

Address	City	Type	Market Value	Sq Ft	Year	Annual Tax
139 SHORE DR UNIT #2	Palm Harbor	Condo - Commercial - Sto	\$973,000	1,050	1970	\$18,053
288 BEACH DR NE # C-1	St. Petersburg	Condo - Commercial - Sto	\$920,000	2,184	2001	\$19,300
104 2ND ST S	St. Petersburg	Condo - Commercial - Sto	\$920,000	2,336	2008	\$24,805
288 BEACH DR NE # C-2	St. Petersburg	Condo - Commercial - Sto	\$920,000	2,184	2001	\$19,300
472 MANDALAY AVE	Clearwater	Condo - Commercial - Sto	\$890,000	2,262	2009	\$18,296
709 GULF WAY # 7	St. Pete Beach	Condo - Commercial - Sto	\$870,000	2,780	1950	\$14,261
154 BEACH DR NE # 106	St. Petersburg	Condo - Commercial - Sto	\$870,000	1,638	2009	\$15,717
225 2ND AVE N	St. Petersburg	Condo - Commercial - Sto	\$800,000	3,336	1978	\$18,006
2700 CENTRAL AVE	St. Petersburg	Condo - Commercial - Sto	\$795,000	2,756	2023	\$16,984
465 CENTRAL AVE # 101	St. Petersburg	Condo - Commercial - Sto	\$792,000	2,068	1928	\$22,652
409 CENTRAL AVE	St. Petersburg	Condo - Commercial - Sto	\$740,000	1,854	1928	\$14,886
100 1ST AVE N # 1	St. Petersburg	Condo - Commercial - Sto	\$730,000	1,574	2018	\$15,381
628 CLEVELAND ST # C1	Clearwater	Condo - Commercial - Sto	\$725,000	4,728	2009	\$16,063
221 2ND AVE N	St. Petersburg	Condo - Commercial - Sto	\$700,000	2,920	1978	\$15,761
476 MANDALAY AVE	Clearwater	Condo - Commercial - Sto	\$695,000	1,766	2009	\$14,284
474 MANDALAY AVE	Clearwater	Condo - Commercial - Sto	\$695,000	1,766	2009	\$14,284
12951 VILLAGE BLVD	Madeira Beach	Condo - Commercial - Sto	\$685,000	2,993	1957	\$12,009
201 150TH AVE	Madeira Beach	Condo - Commercial - Sto	\$670,000	2,496	1986	\$9,929
2864 ROOSEVELT BLVD	Largo	Condo - Commercial - Sto	\$665,000	7,380	1969	\$18,367
478 MANDALAY AVE	Clearwater	Condo - Commercial - Sto	\$625,000	1,585	2009	\$12,820
120 2ND AVE NE # 102A	St. Petersburg	Condo - Commercial - Sto	\$615,000	1,457	2009	\$13,981
2525 PASADENA AVE S # P	South Pasadena	Condo - Commercial - Sto	\$580,000	3,702	1982	\$12,375
301 S GULFVIEW BLVD # BC	Clearwater	Condo - Commercial - Sto	\$575,000	1,765	2010	\$10,176
104 2ND AVE NE # 101B	St. Petersburg	Condo - Commercial - Sto	\$575,000	1,364	2010	\$13,088
11100 66TH ST # P	Pinellas Park	Condo - Commercial - Sto	\$560,000	6,280	1985	\$9,311

Address	City	Type	Market Value	Sq Ft	Year	Annual Tax
124 2ND AVE NE # 102B	St. Petersburg	Condo - Commercial - Sto	\$555,000	1,318	2009	\$12,647
709 GULF WAY # 3	St. Pete Beach	Condo - Commercial - Sto	\$522,000	1,729	1950	\$8,870
12949 VILLAGE BLVD	Madeira Beach	Condo - Commercial - Sto	\$520,000	2,448	1957	\$9,822
3684 TAMPA RD # 101	Oldsmar	Condo - Commercial - Sto	\$510,000	3,850	2004	\$11,228
10 4TH ST N	St. Petersburg	Condo - Commercial - Sto	\$490,000	1,223	1928	\$9,820
407 CENTRAL AVE	St. Petersburg	Condo - Commercial - Sto	\$485,000	1,216	1928	\$9,796
2525 PASADENA AVE S # A	South Pasadena	Condo - Commercial - Sto	\$460,000	2,301	1982	\$7,688
709 GULF WAY # 4	St. Pete Beach	Condo - Commercial - Sto	\$426,000	1,273	1950	\$6,530
401 CENTRAL AVE	St. Petersburg	Condo - Commercial - Sto	\$425,000	1,062	1928	\$8,527
628 CLEVELAND ST # C2	Clearwater	Condo - Commercial - Sto	\$420,000	4,655	2009	\$8,880
215 CENTRAL AVE # 2C	St. Petersburg	Condo - Commercial - Sto	\$420,000	1,535	2002	\$8,870
10650 GULF BLVD # CU301	Treasure Island	Condo - Commercial - Sto	\$400,000	1,566	1974	\$6,931
9103 US HIGHWAY 19 N	Pinellas Park	Condo - Commercial - Sto	\$395,000	3,822	1979	\$9,612
347 74TH AVE # 4	St. Pete Beach	Condo - Commercial - Sto	\$390,000	2,040	1960	\$6,936
347 74TH AVE # 5	St. Pete Beach	Condo - Commercial - Sto	\$390,000	2,052	1960	\$6,943
347 74TH AVE # 1	St. Pete Beach	Condo - Commercial - Sto	\$385,000	2,078	1960	\$7,031
347 74TH AVE # 6	St. Pete Beach	Condo - Commercial - Sto	\$385,000	2,040	1960	\$6,902
347 74TH AVE # 3	St. Pete Beach	Condo - Commercial - Sto	\$385,000	2,052	1960	\$6,943
200 MAIN ST # 104	Dunedin	Condo - Commercial - Sto	\$382,000	1,350	2016	\$6,994
2643 CENTRAL AVE	St. Petersburg	Condo - Commercial - Sto	\$375,000	1,120	2020	\$7,803
2639 CENTRAL AVE	St. Petersburg	Condo - Commercial - Sto	\$375,000	1,120	2020	\$7,803
347 74TH AVE # 2	St. Pete Beach	Condo - Commercial - Sto	\$370,000	1,992	1960	\$6,740
8625 66TH ST	Pinellas Park	Condo - Commercial - Sto	\$368,000	4,800	1984	\$9,240
200 MAIN ST # 107	Dunedin	Condo - Commercial - Sto	\$365,000	1,290	2016	\$6,683
200 MAIN ST # 105	Dunedin	Condo - Commercial - Sto	\$349,000	1,234	2016	\$6,393

Address	City	Type	Market Value	Sq Ft	Year	Annual Tax
430 4TH ST S	St. Petersburg	Condo - Commercial - Sto	\$345,000	1,391	2014	\$7,802
200 MAIN ST # 108	Dunedin	Condo - Commercial - Sto	\$340,000	1,202	2016	\$6,227
2452 CENTRAL AVE	St. Petersburg	Condo - Commercial - Sto	\$330,000	1,640	1959	\$7,458
2525 PASADENA AVE S	South Pasadena	Condo - Commercial - Sto	\$324,000	2,070	1982	\$6,916
301 S GULFVIEW BLVD # H7	Clearwater	Condo - Commercial - Sto	\$310,000	950	2010	\$5,321
215 CENTRAL AVE # 3C	St. Petersburg	Condo - Commercial - Sto	\$304,000	1,104	2002	\$6,380
200 MAIN ST # 102	Dunedin	Condo - Commercial - Sto	\$295,000	1,043	2016	\$5,404
2862 ROOSEVELT BLVD	Largo	Condo - Commercial - Sto	\$285,000	2,496	1986	\$6,216
8 4TH ST N	St. Petersburg	Condo - Commercial - Sto	\$285,000	714	1928	\$5,733
300 STATE ST E # 108	Oldsmar	Condo - Commercial - Sto	\$284,000	2,086	2008	\$6,018
2454 CENTRAL AVE	St. Petersburg	Condo - Commercial - Sto	\$280,000	1,380	1959	\$6,275
215 CENTRAL AVE	St. Petersburg	Condo - Commercial - Sto	\$275,000	940	2002	\$5,432
300 STATE ST E # 110	Oldsmar	Condo - Commercial - Sto	\$275,000	1,827	2008	\$5,271
2525 PASADENA AVE S # O	South Pasadena	Condo - Commercial - Sto	\$268,000	1,716	1982	\$5,734
13999 GULF BLVD # C2	Madeira Beach	Condo - Commercial - Sto	\$255,000	1,213	2006	\$4,616
13999 GULF BLVD # C5	Madeira Beach	Condo - Commercial - Sto	\$255,000	1,392	2006	\$5,297
9115 US HIGHWAY 19 N	Pinellas Park	Condo - Commercial - Sto	\$252,000	2,370	1979	\$5,961
12000 GULF BLVD	Treasure Island	Condo - Commercial - Sto	\$250,000	1,170	2006	\$4,287
199 DR MARTIN LUTHER KING JR ST	St. Petersburg	Condo - Commercial - Sto	\$250,000	557	1925	\$4,873
2253 CENTRAL AVE # 103	St. Petersburg	Condo - Commercial - Sto	\$249,000	758	2015	\$3,864
2253 CENTRAL AVE # 104	St. Petersburg	Condo - Commercial - Sto	\$247,000	790	2015	\$4,027
177 DR MARTIN LUTHER KING JR ST	St. Petersburg	Condo - Commercial - Sto	\$245,000	540	1925	\$4,724
165 DR MARTIN LUTHER KING JR ST	St. Petersburg	Condo - Commercial - Sto	\$245,000	540	1925	\$4,724
169 DR MARTIN LUTHER KING JR ST	St. Petersburg	Condo - Commercial - Sto	\$245,000	540	1925	\$4,724
2253 CENTRAL AVE # 105	St. Petersburg	Condo - Commercial - Sto	\$245,000	783	2015	\$3,992

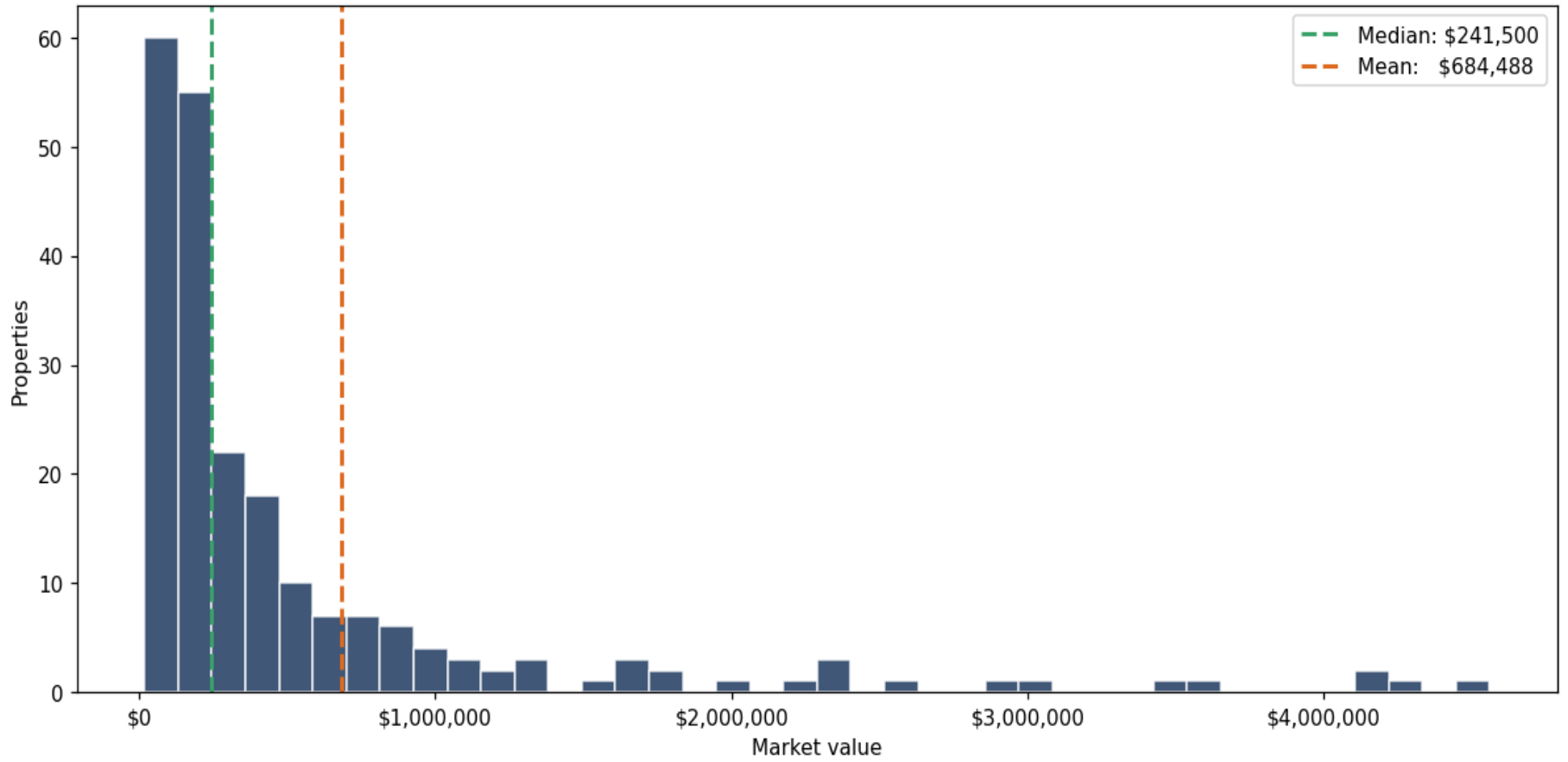
Address	City	Type	Market Value	Sq Ft	Year	Annual Tax
11100 66TH ST # H	Pinellas Park	Condo - Commercial - Sto	\$242,000	3,640	1985	\$5,369
2253 CENTRAL AVE # 106	St. Petersburg	Condo - Commercial - Sto	\$241,000	772	2015	\$3,935
200 MAIN ST # 103	Dunedin	Condo - Commercial - Sto	\$240,000	851	2016	\$4,409
2525 PASADENA AVE S # B	South Pasadena	Condo - Commercial - Sto	\$240,000	1,209	1982	\$4,039
213 150TH AVE	Madeira Beach	Condo - Commercial - Sto	\$233,500	1,173	1986	\$4,666
107 8TH AVE # F	St. Pete Beach	Condo - Commercial - Sto	\$229,000	758	1960	\$3,704
200 MAIN ST # 101	Dunedin	Condo - Commercial - Sto	\$228,000	812	2016	\$4,207
189 DR MARTIN LUTHER KING JR ST	St. Petersburg	Condo - Commercial - Sto	\$225,000	494	1925	\$4,322
195 DR MARTIN LUTHER KING JR ST	St. Petersburg	Condo - Commercial - Sto	\$225,000	494	1925	\$4,322
215 150TH AVE	Madeira Beach	Condo - Commercial - Sto	\$223,500	1,122	1986	\$4,463
203 150TH AVE	Madeira Beach	Condo - Commercial - Sto	\$223,500	1,122	1986	\$4,463
200 MAIN ST # 106	Dunedin	Condo - Commercial - Sto	\$222,000	786	2016	\$4,072
6650 GULF BLVD	St. Pete Beach	Condo - Commercial - Sto	\$220,000	806	1972	\$3,667
13999 GULF BLVD # C1	Madeira Beach	Condo - Commercial - Sto	\$215,000	1,064	2006	\$4,049
2456 CENTRAL AVE	St. Petersburg	Condo - Commercial - Sto	\$215,000	1,064	1959	\$4,838
207 150TH AVE	Madeira Beach	Condo - Commercial - Sto	\$213,500	1,071	1986	\$4,260
209 150TH AVE	Madeira Beach	Condo - Commercial - Sto	\$213,500	1,071	1986	\$4,260
205 150TH AVE	Madeira Beach	Condo - Commercial - Sto	\$213,500	1,071	1986	\$4,260
9125 US HIGHWAY 19 N	Pinellas Park	Condo - Commercial - Sto	\$206,000	1,817	1979	\$4,570
211 150TH AVE	Madeira Beach	Condo - Commercial - Sto	\$203,000	1,020	1986	\$4,057
475 2ND ST N	St. Petersburg	Condo - Commercial - Sto	\$202,000	831	2007	\$4,661
6630 GULF BLVD	St. Pete Beach	Condo - Commercial - Sto	\$200,000	718	1972	\$3,267
6640 GULF BLVD	St. Pete Beach	Condo - Commercial - Sto	\$200,000	718	1972	\$3,267
6670 GULF BLVD	St. Pete Beach	Condo - Commercial - Sto	\$200,000	718	1972	\$3,267
13999 GULF BLVD # C3	Madeira Beach	Condo - Commercial - Sto	\$200,000	977	2006	\$3,718

Address	City	Type	Market Value	Sq Ft	Year	Annual Tax
6660 GULF BLVD	St. Pete Beach	Condo - Commercial - Sto	\$200,000	718	1972	\$3,267
9131 US HIGHWAY 19 N	Pinellas Park	Condo - Commercial - Sto	\$196,000	1,725	1979	\$4,339
709 GULF WAY # 2	St. Pete Beach	Condo - Commercial - Sto	\$194,000	598	1950	\$3,068
2525 PASADENA AVE S # H	South Pasadena	Condo - Commercial - Sto	\$183,000	1,170	1982	\$3,909
2525 PASADENA AVE S # E	South Pasadena	Condo - Commercial - Sto	\$183,000	1,170	1982	\$3,909
107 8TH AVE # E	St. Pete Beach	Condo - Commercial - Sto	\$175,000	579	1960	\$2,829
1200 8TH AVE SW # 2	Largo	Condo - Commercial - Sto	\$173,000	1,978	1959	\$3,605
9171 US HIGHWAY 19 N	Pinellas Park	Condo - Commercial - Sto	\$170,000	1,475	1979	\$3,710
1200 8TH AVE SW # 1	Largo	Condo - Commercial - Sto	\$170,000	1,961	1959	\$3,574
13999 GULF BLVD # C4	Madeira Beach	Condo - Commercial - Sto	\$162,500	777	2006	\$2,957
9151 US HIGHWAY 19 N	Pinellas Park	Condo - Commercial - Sto	\$160,000	1,380	1979	\$3,471
9145 US HIGHWAY 19 N	Pinellas Park	Condo - Commercial - Sto	\$160,000	1,380	1979	\$3,471
36149 US HIGHWAY 19 N	Palm Harbor	Condo - Commercial - Sto	\$150,000	800	1983	\$2,821
36101 US HIGHWAY 19 N	Palm Harbor	Condo - Commercial - Sto	\$150,000	800	1983	\$2,821
36125 US HIGHWAY 19 N	Palm Harbor	Condo - Commercial - Sto	\$150,000	800	1983	\$2,821
36177 US HIGHWAY 19 N	Palm Harbor	Condo - Commercial - Sto	\$150,000	800	1983	\$2,821
36117 US HIGHWAY 19 N	Palm Harbor	Condo - Commercial - Sto	\$150,000	800	1983	\$2,821
36141 US HIGHWAY 19 N	Palm Harbor	Condo - Commercial - Sto	\$150,000	800	1983	\$2,821
36165 US HIGHWAY 19 N	Palm Harbor	Condo - Commercial - Sto	\$150,000	800	1983	\$2,821
36133 US HIGHWAY 19 N	Palm Harbor	Condo - Commercial - Sto	\$150,000	800	1983	\$2,821
36157 US HIGHWAY 19 N	Palm Harbor	Condo - Commercial - Sto	\$150,000	800	1983	\$2,821
36109 US HIGHWAY 19 N	Palm Harbor	Condo - Commercial - Sto	\$150,000	800	1983	\$2,821
300 CENTRAL AVE	St. Petersburg	Condo - Commercial - Sto	\$145,645	4,631	1935	\$2,352
13711 GULF BLVD # 1	Madeira Beach	Condo - Commercial - Sto	\$135,036	595	1947	\$2,717
2253 CENTRAL AVE # 101	St. Petersburg	Condo - Commercial - Sto	\$135,000	642	2015	\$3,273

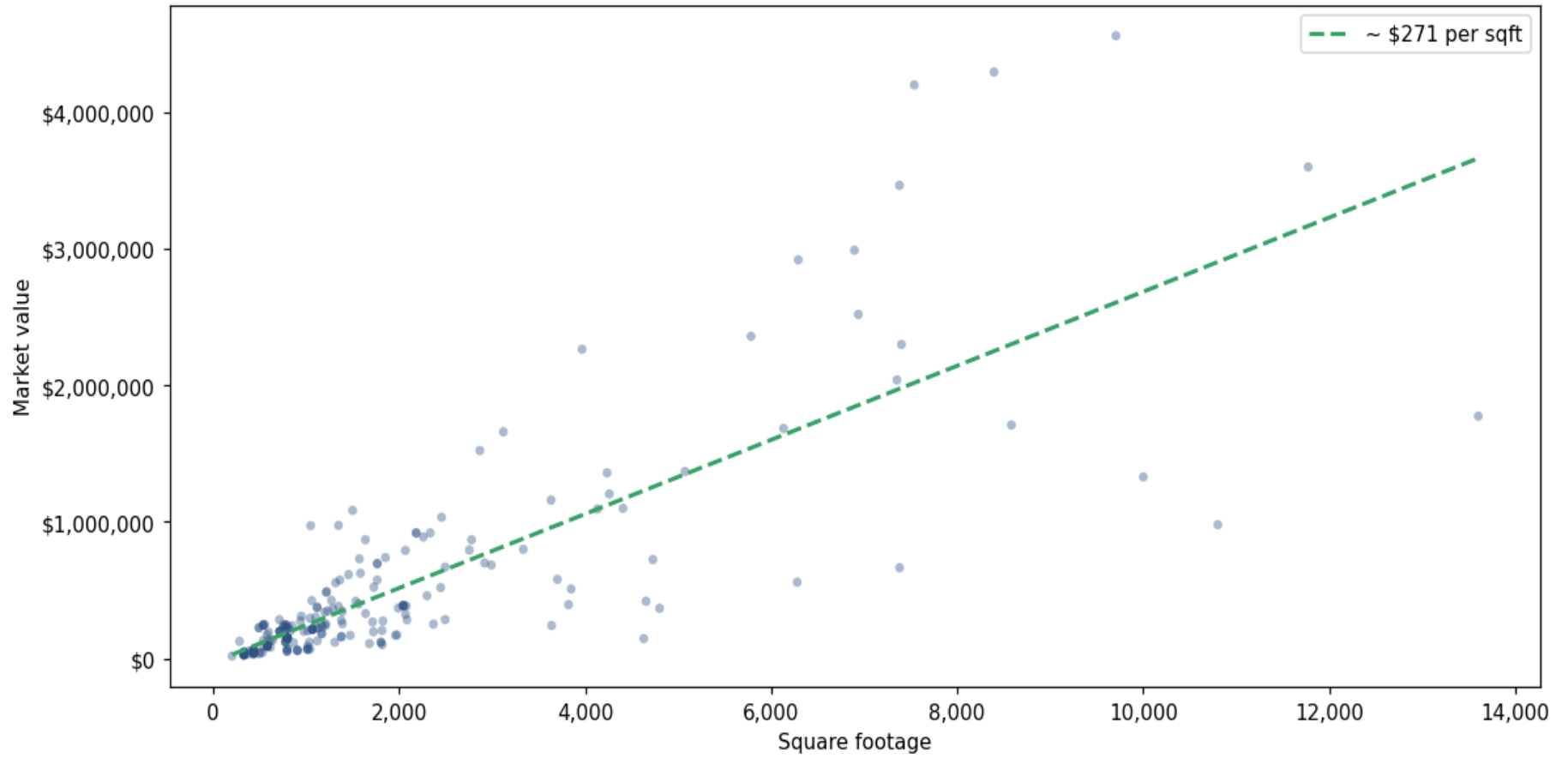
Address	City	Type	Market Value	Sq Ft	Year	Annual Tax
13713 GULF BLVD # 2	Madeira Beach	Condo - Commercial - Sto	\$132,483	540	1954	\$2,466
2253 CENTRAL AVE # 102	St. Petersburg	Condo - Commercial - Sto	\$131,000	618	2015	\$3,150
9185 US HIGHWAY 19 N	Pinellas Park	Condo - Commercial - Sto	\$130,000	1,121	1979	\$2,819
14 4TH ST N	St. Petersburg	Condo - Commercial - Sto	\$126,500	286	1928	\$2,418
2525 PASADENA AVE S # K	South Pasadena	Condo - Commercial - Sto	\$122,000	780	1982	\$2,606
2525 PASADENA AVE S # G	South Pasadena	Condo - Commercial - Sto	\$122,000	780	1982	\$2,606
2525 PASADENA AVE S # F	South Pasadena	Condo - Commercial - Sto	\$122,000	780	1982	\$2,606
9165 US HIGHWAY 19 N	Pinellas Park	Condo - Commercial - Sto	\$120,000	1,035	1979	\$2,603
126 4TH AVE NE # 101	St. Petersburg	Condo - Commercial - Sto	\$119,000	1,309	2025	\$15,955
11100 66TH ST # C	Pinellas Park	Condo - Commercial - Sto	\$119,000	1,804	1985	\$2,634
11100 66TH ST # M	Pinellas Park	Condo - Commercial - Sto	\$119,000	1,807	1985	\$2,636
13235 GULF BLVD # C-4	Madeira Beach	Condo - Commercial - Sto	\$115,936	866	2007	\$2,037
11100 66TH ST # K	Pinellas Park	Condo - Commercial - Sto	\$110,000	1,682	1985	\$2,467
827 ROOSEVELT BLVD # 1	Tarpon Springs	Condo - Commercial - Sto	\$102,000	1,820	2006	\$2,501
2525 PASADENA AVE S # N	South Pasadena	Condo - Commercial - Sto	\$91,000	585	1982	\$1,955
2525 PASADENA AVE S # J	South Pasadena	Condo - Commercial - Sto	\$91,000	585	1982	\$1,931
2525 PASADENA AVE S # L	South Pasadena	Condo - Commercial - Sto	\$91,000	585	1982	\$1,955
2525 PASADENA AVE S # I	South Pasadena	Condo - Commercial - Sto	\$91,000	585	1982	\$1,955
2525 PASADENA AVE S # M	South Pasadena	Condo - Commercial - Sto	\$91,000	585	1982	\$1,955
2525 PASADENA AVE S # D	South Pasadena	Condo - Commercial - Sto	\$91,000	585	1982	\$1,955
11100 66TH ST # O	Pinellas Park	Condo - Commercial - Sto	\$90,000	1,018	1985	\$1,547
2525 PASADENA AVE S # C	South Pasadena	Condo - Commercial - Sto	\$85,000	546	1982	\$1,824
13235 GULF BLVD # C-3	Madeira Beach	Condo - Commercial - Sto	\$82,735	618	2007	\$1,454
11100 66TH ST # B	Pinellas Park	Condo - Commercial - Sto	\$70,000	1,044	1985	\$1,556
11100 66TH ST # I	Pinellas Park	Condo - Commercial - Sto	\$69,000	1,020	1985	\$1,519

Address	City	Type	Market Value	Sq Ft	Year	Annual Tax
8601 66TH ST	Pinellas Park	Condo - Commercial - Sto	\$68,000	800	1984	\$1,540
11100 66TH ST # D	Pinellas Park	Condo - Commercial - Sto	\$68,000	1,020	1985	\$1,503
8605 66TH ST	Pinellas Park	Condo - Commercial - Sto	\$68,000	800	1984	\$1,540
11100 66TH ST # N	Pinellas Park	Condo - Commercial - Sto	\$68,000	1,012	1985	\$1,500
331 CLEVELAND ST # 15	Clearwater	Condo - Commercial - Sto	\$64,000	441	2008	\$1,778
331 CLEVELAND ST # 19	Clearwater	Condo - Commercial - Sto	\$64,000	441	2008	\$1,778
331 CLEVELAND ST # 18	Clearwater	Condo - Commercial - Sto	\$64,000	441	2008	\$1,778
331 CLEVELAND ST # 14	Clearwater	Condo - Commercial - Sto	\$62,000	427	2008	\$1,721
11100 66TH ST # J	Pinellas Park	Condo - Commercial - Sto	\$60,000	908	1985	\$1,330
11100 66TH ST # E	Pinellas Park	Condo - Commercial - Sto	\$60,000	908	1985	\$1,334
11100 66TH ST # F	Pinellas Park	Condo - Commercial - Sto	\$60,000	908	1985	\$1,333
331 CLEVELAND ST # 13	Clearwater	Condo - Commercial - Sto	\$55,000	387	2008	\$1,560

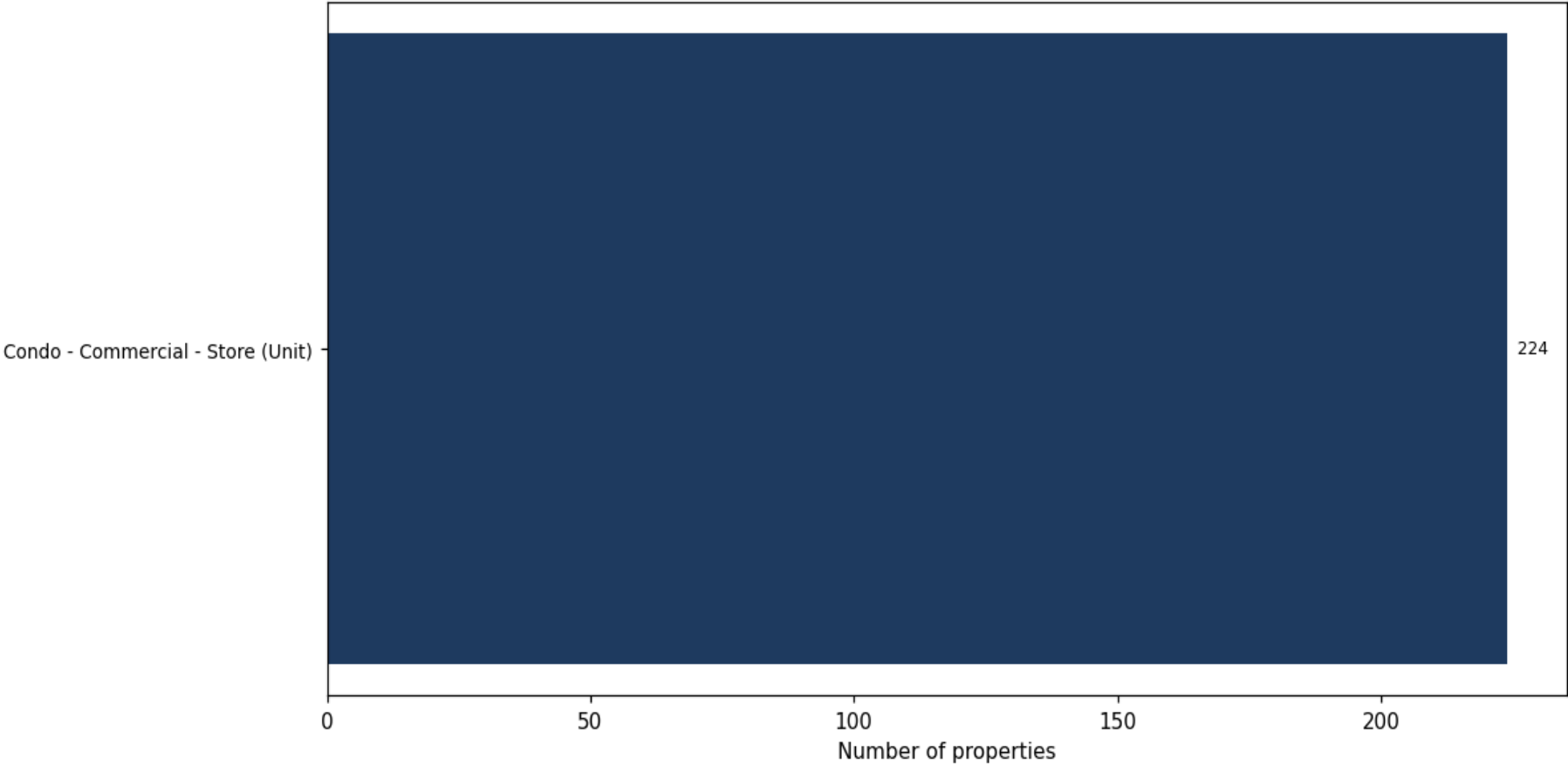
**Market value distribution (n=220, top 1% trimmed for readability)**



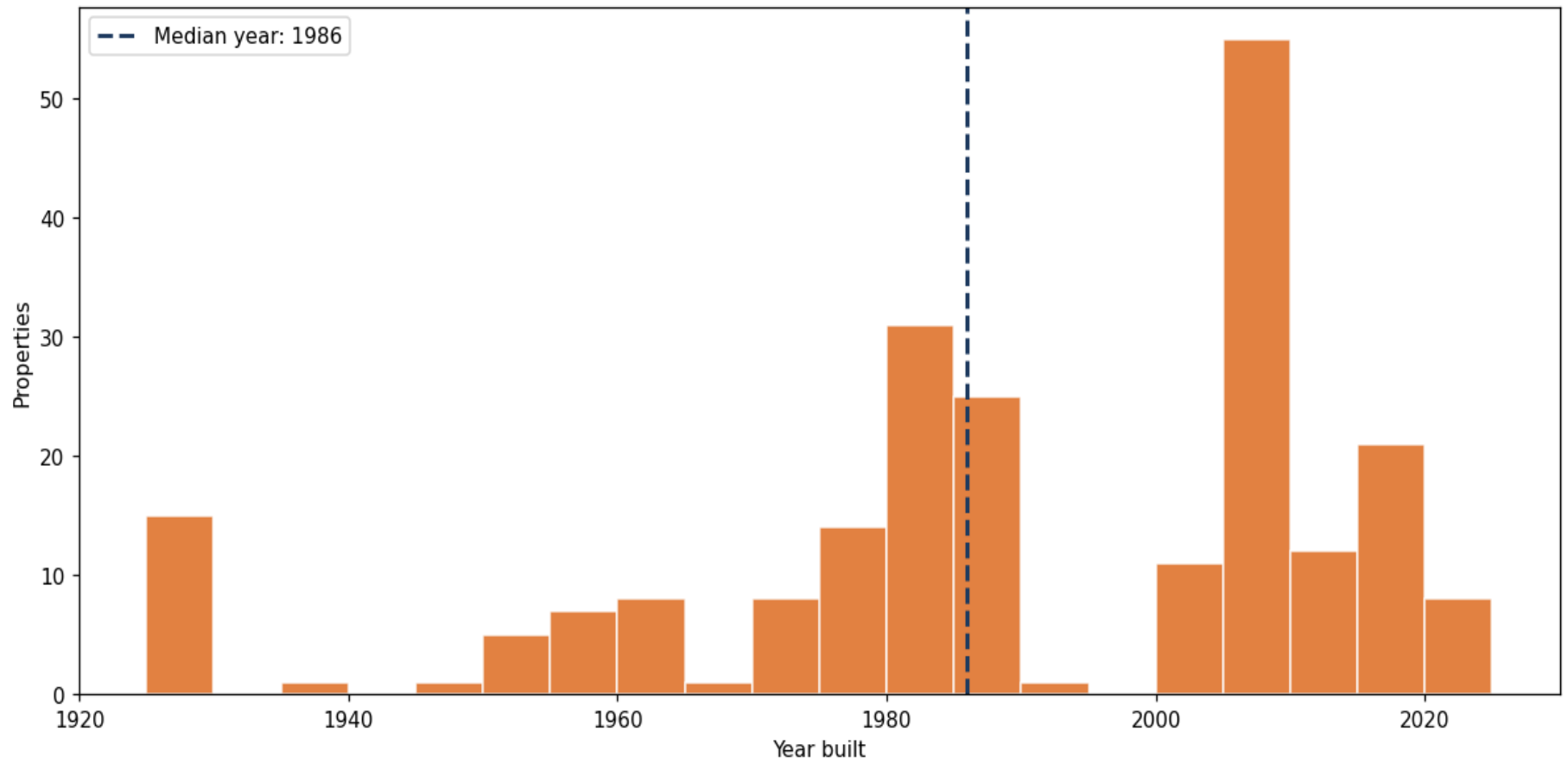
**Building size vs. market value (n=214, outliers trimmed)**



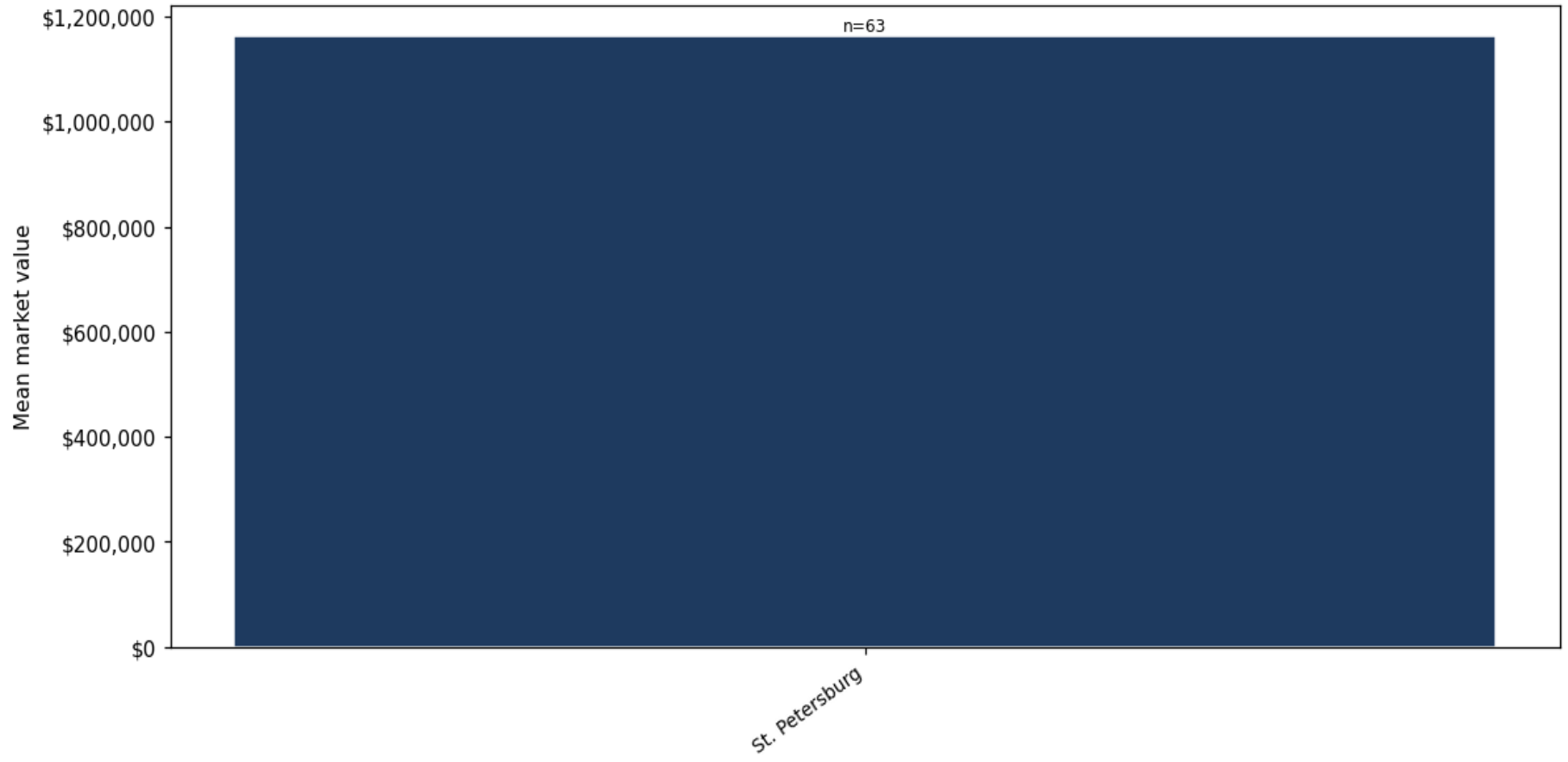
# Top property types by count



**Year built distribution (5-year buckets)**



**Mean market value by city (cities with  $\geq 50$  matches)**



**Market value vs. assessed value (gap = untaxed appreciation)**

