

# Pinellas Property Market Report

35 matching properties • May 31, 2026

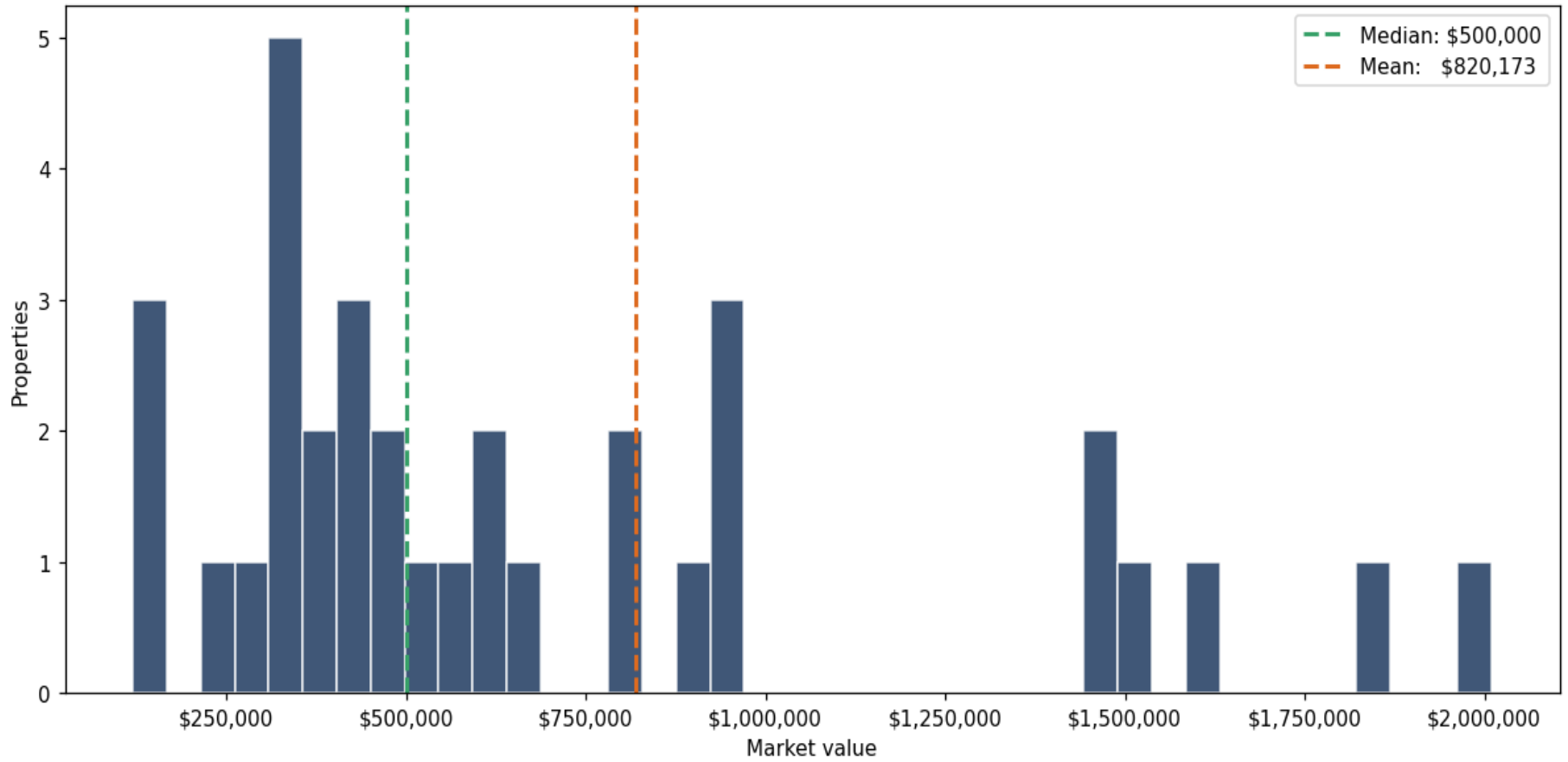
Filters applied	Headline numbers
Property type: Car Storage - Trailer Storage	Properties matched: 35
	Median market value: \$500,000
	Mean market value: \$820,173
	Min / Max: \$120,000 / \$5,000,000
	Mean square footage: 15,570

## Top 35 properties by market value

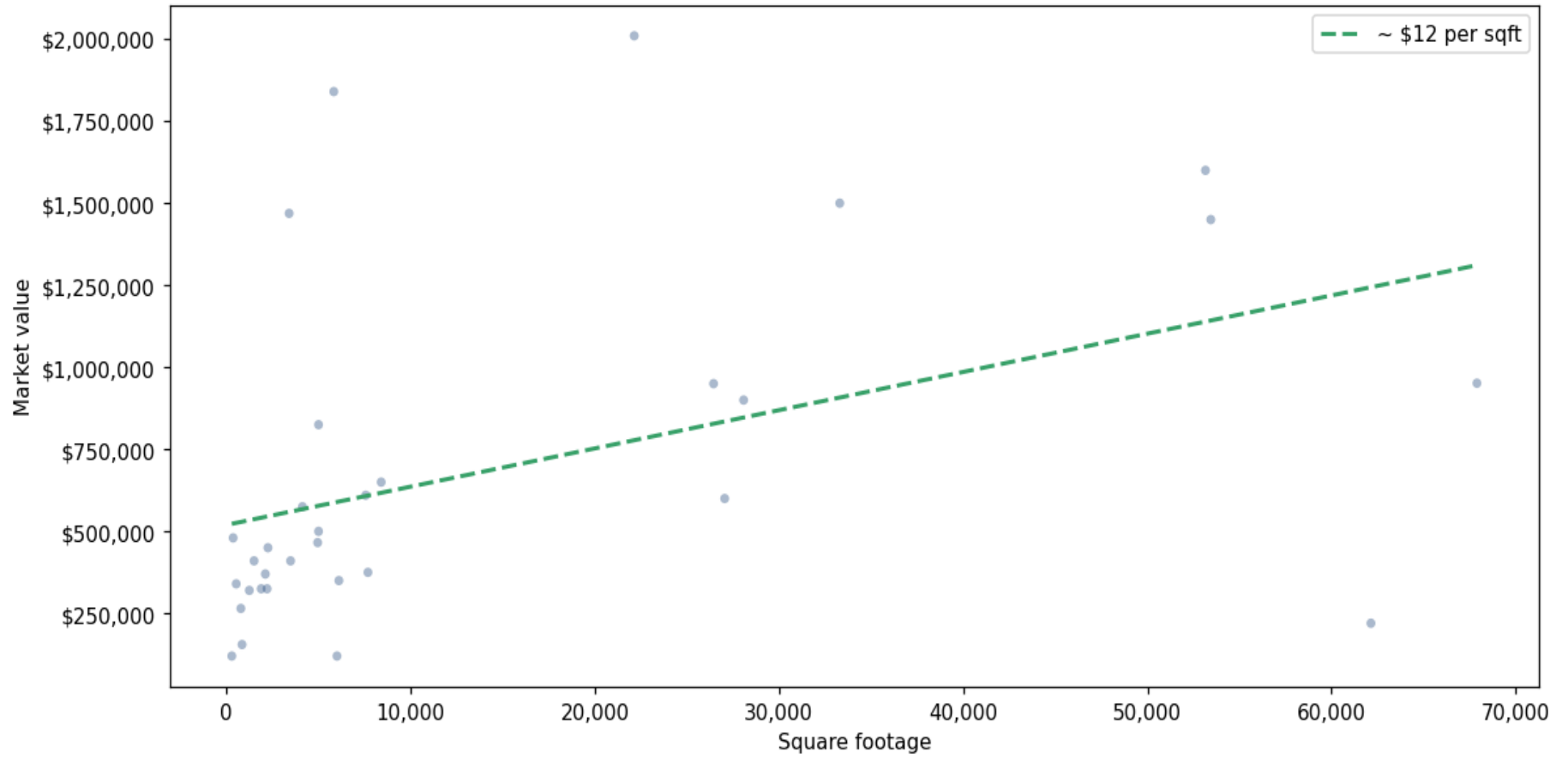
Address	City	Type	Market Value	Sq Ft	Year	Annual Tax
13188 93RD ST N	Largo	Car Storage - Trailer St	\$5,000,000	958	2021	\$96,835
5499 34TH ST N	St. Petersburg	Car Storage - Trailer St	\$2,010,000	22,140	1965	\$43,158
1427 N HERCULES AVE	Clearwater	Car Storage - Trailer St	\$1,840,000	5,826	1951	\$33,104
10666 66TH ST	Pinellas Park	Car Storage - Trailer St	\$1,600,000	53,160	2001	\$31,543
612 FLORIDA AVE	Palm Harbor	Car Storage - Trailer St	\$1,500,000	33,300	1982	\$27,982
2063 20TH AVE SE	Largo	Car Storage - Trailer St	\$1,468,928	3,400		\$56,521
4470 ALT 19	Palm Harbor	Car Storage - Trailer St	\$1,450,000	53,450	2004	\$26,989
130 RAINVILLE RD	Tarpon Springs	Car Storage - Trailer St	\$951,430	67,900	2025	\$88,425
2540 26TH AVE N	St. Petersburg	Car Storage - Trailer St	\$950,000	26,448	2017	\$19,621
6301 49TH ST N	Pinellas Park	Car Storage - Trailer St	\$950,000	88,803	1967	\$20,565
10680 66TH ST	Pinellas Park	Car Storage - Trailer St	\$900,000	28,080	2005	\$17,779
6670 114TH AVE	Pinellas Park	Car Storage - Trailer St	\$825,000	5,000	2007	\$16,297
6301 47TH ST N	Pinellas Park	Car Storage - Trailer St	\$825,000		2021	\$17,910

Address	City	Type	Market Value	Sq Ft	Year	Annual Tax
700 49TH ST S	St. Petersburg	Car Storage - Trailer St	\$650,000	8,400	1974	\$13,396
1872 N HERCULES AVE	Clearwater	Car Storage - Trailer St	\$610,000	7,560	1977	\$10,976
4798 95TH ST N	St. Petersburg	Car Storage - Trailer St	\$600,000	27,051	2011	\$11,069
BEAR RIDGE CIR	Palm Harbor	Car Storage - Trailer St	\$575,000	4,125	2019	\$10,741
211 HEDDEN CT	Palm Harbor	Car Storage - Trailer St	\$500,000	5,000	1988	\$9,342
4175 110TH AVE N	Pinellas Park	Car Storage - Trailer St	\$480,000	360	1978	\$9,246
24323 US HIGHWAY 19 N	Clearwater	Car Storage - Trailer St	\$465,712	4,950	1979	\$9,579
2810 SUMMERDALE DR	Clearwater	Car Storage - Trailer St	\$450,000	2,250	1985	\$8,110
1553 SAVANNAH AVE	Tarpon Springs	Car Storage - Trailer St	\$410,000	3,480	1986	\$7,683
1453 RAINVILLE RD	Tarpon Springs	Car Storage - Trailer St	\$410,000	1,496	1965	\$7,674
2849 32ND ST S	St. Petersburg	Car Storage - Trailer St	\$375,000	7,680	2001	\$7,739
14584 66TH ST N	Largo	Car Storage - Trailer St	\$370,000	2,109	1954	\$7,272
2090 GENTRY ST	Clearwater	Car Storage - Trailer St	\$350,000	6,104	1950	\$6,316
2500 55TH AVE N	St. Petersburg	Car Storage - Trailer St	\$340,000	528	1947	\$7,421
1920 BELCHER RD S	Largo	Car Storage - Trailer St	\$325,000	1,885	1969	\$6,361
2220 10TH ST SE	Largo	Car Storage - Trailer St	\$325,000	2,204	1953	\$6,009
7358 46TH AVE N	St. Petersburg	Car Storage - Trailer St	\$320,000	1,239	1925	\$6,958
1700 PALM WAY	Largo	Car Storage - Trailer St	\$265,000	780	1959	\$4,842
6301 49TH ST N	Pinellas Park	Car Storage - Trailer St	\$220,000	62,144	1980	\$4,774
3879 46TH AVE N	St. Petersburg	Car Storage - Trailer St	\$155,000	844	1967	\$3,368
4851 62ND AVE N	Pinellas Park	Car Storage - Trailer St	\$120,000	6,000	1968	\$2,623
6025 HAINES RD N	St. Petersburg	Car Storage - Trailer St	\$120,000	288	1966	\$2,632

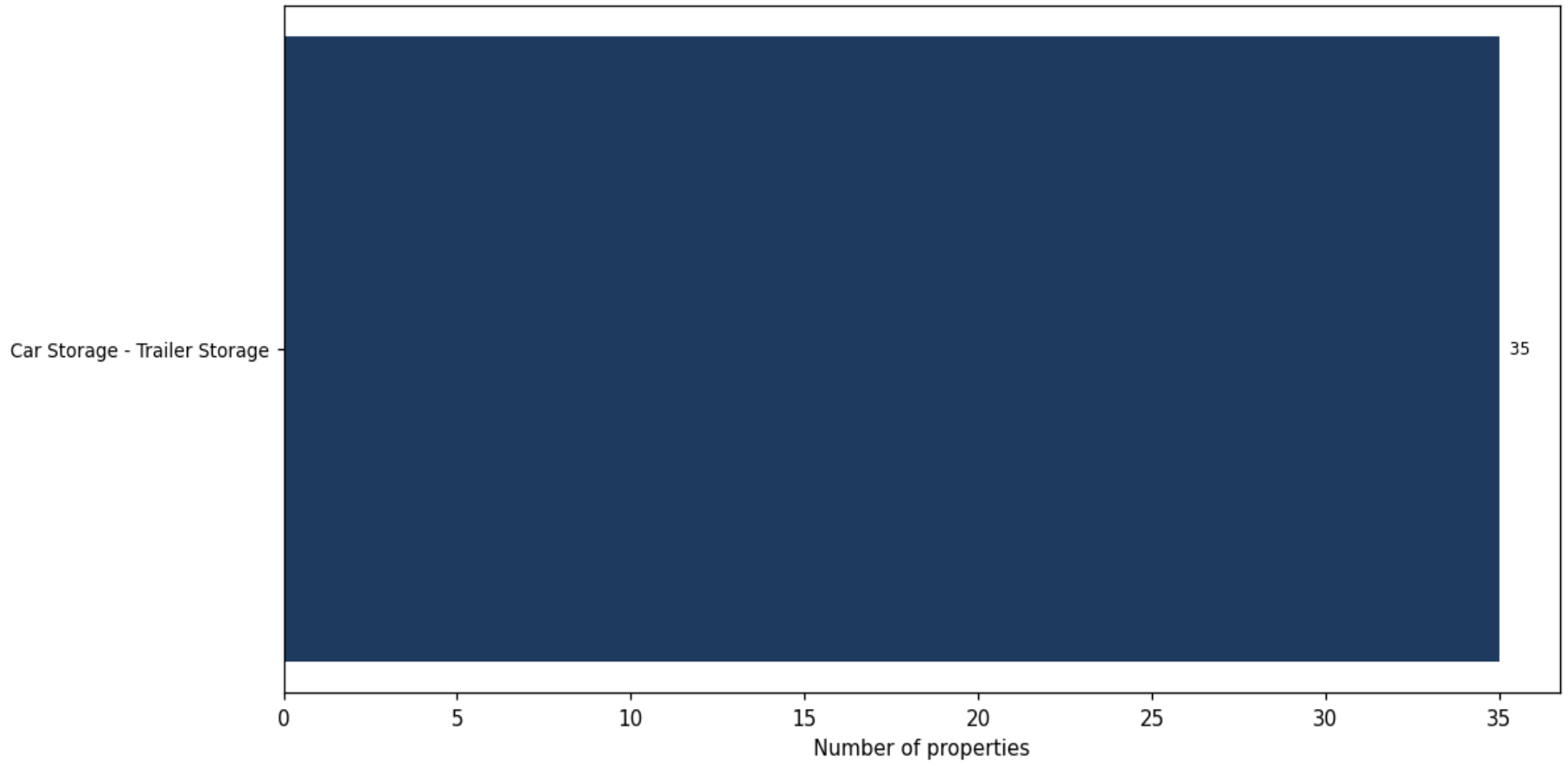
**Market value distribution (n=35, top 1% trimmed for readability)**



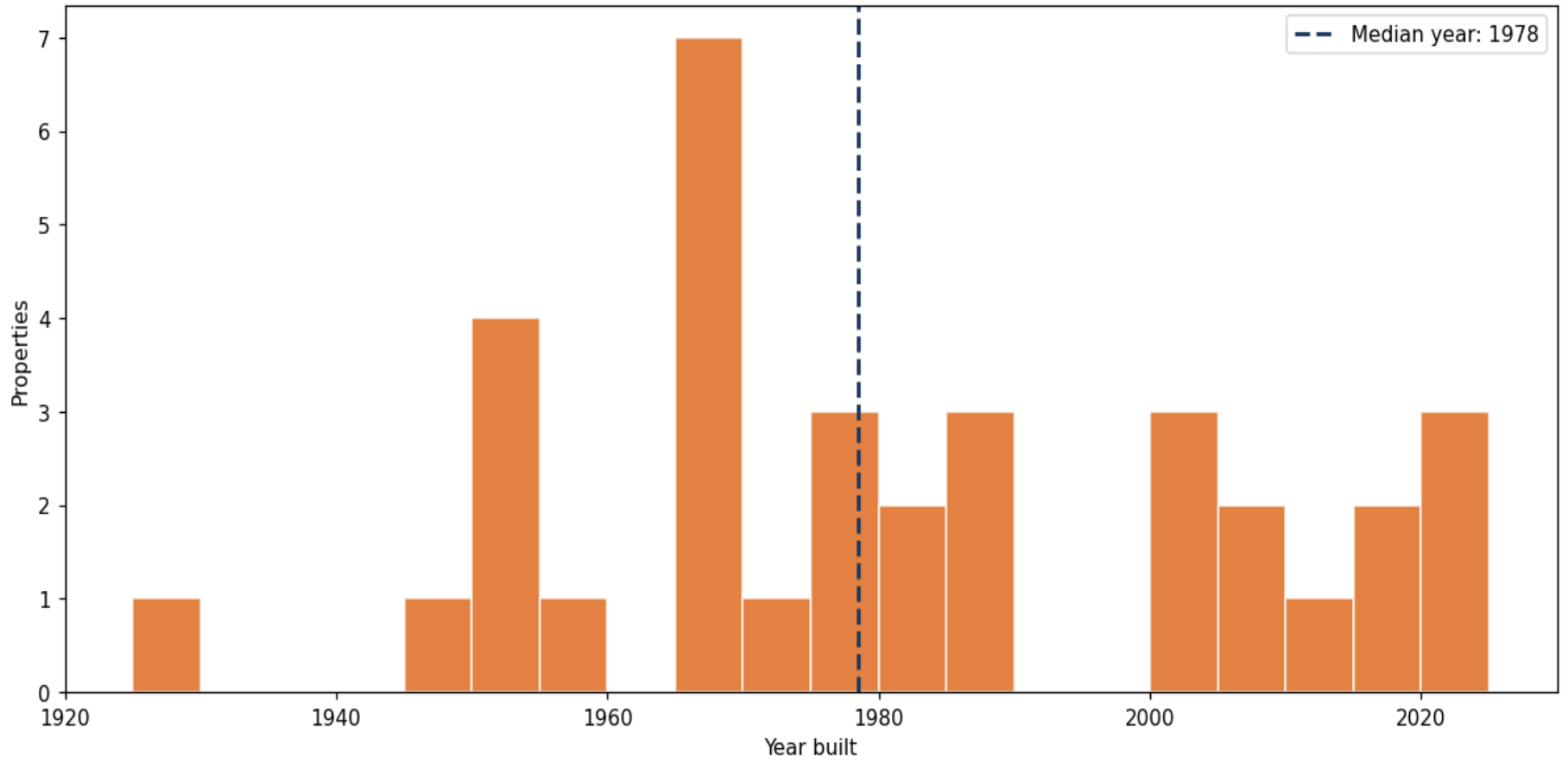
**Building size vs. market value (n=32, outliers trimmed)**



### Top property types by count



**Year built distribution (5-year buckets)**



**Market value vs. assessed value (gap = untaxed appreciation)**

