

Pinellas Property Market Report

51 matching properties • May 30, 2026

Filters applied	Headline numbers
Property type: Boat Sale	Properties matched: 51
	Median market value: \$625,000
	Mean market value: \$968,964
	Min / Max: \$48,500 / \$4,107,559
	Mean square footage: 6,647

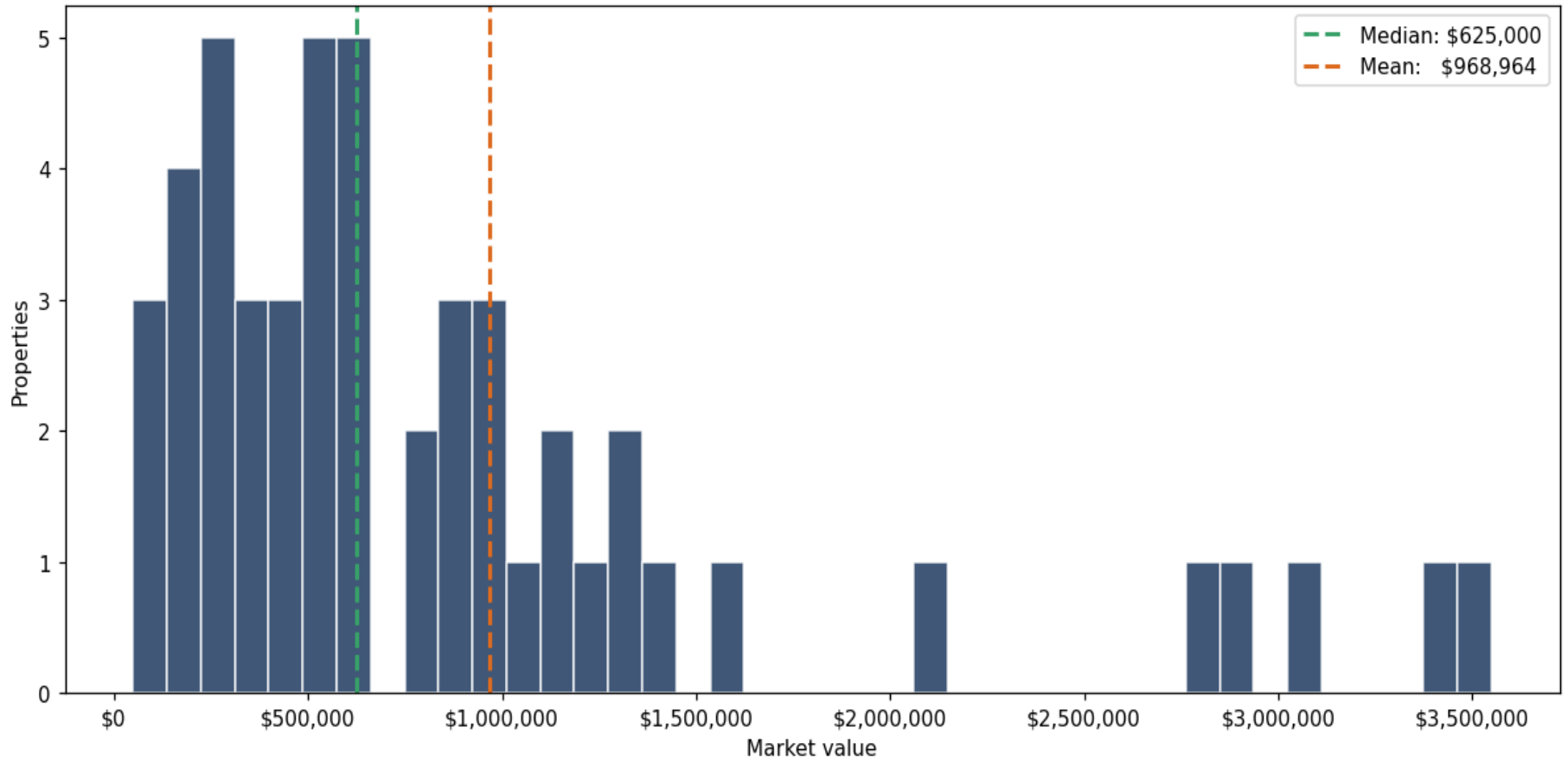
Top 51 properties by market value

Address	City	Type	Market Value	Sq Ft	Year	Annual Tax
12781 KINGFISH DR	Treasure Island	Boat Sale & Marine Equip	\$4,107,559	17,135	1965	\$68,852
6810 GULFPORT BLVD S	South Pasadena	Boat Sale & Marine Equip	\$3,550,000	17,445	1985	\$68,044
18025 US HIGHWAY 19 N	Largo	Boat Sale & Marine Equip	\$3,375,000	43,410	1989	\$66,075
101 16TH AVE S	St. Petersburg	Boat Sale & Marine Equip	\$3,050,000	22,870	1973	\$63,843
36851 US HIGHWAY 19 N	Palm Harbor	Boat Sale & Marine Equip	\$2,870,000	23,356	2001	\$53,437
105 15TH AVE SE	St. Petersburg	Boat Sale & Marine Equip	\$2,835,000	8,118	1925	\$59,261
12030 GANDY BLVD N	St. Petersburg	Boat Sale & Marine Equip	\$2,125,000	6,218	1961	\$43,325
7249 ULMERTON RD	Largo	Boat Sale & Marine Equip	\$1,550,000	18,252	1986	\$49,367
11025 GULF BLVD	Treasure Island	Boat Sale & Marine Equip	\$1,395,000	900	1964	\$23,501
17389 US HIGHWAY 19 N	Largo	Boat Sale & Marine Equip	\$1,350,000	11,948	2001	\$26,392
235 WINDWARD PSGE	Clearwater	Boat Sale & Marine Equip	\$1,310,000	7,017	1960	\$26,125
37517 US HIGHWAY 19 N	Palm Harbor	Boat Sale & Marine Equip	\$1,220,000	4,534	1985	\$22,656
10900 GANDY BLVD N	St. Petersburg	Boat Sale & Marine Equip	\$1,100,000	1,728	1991	\$22,609

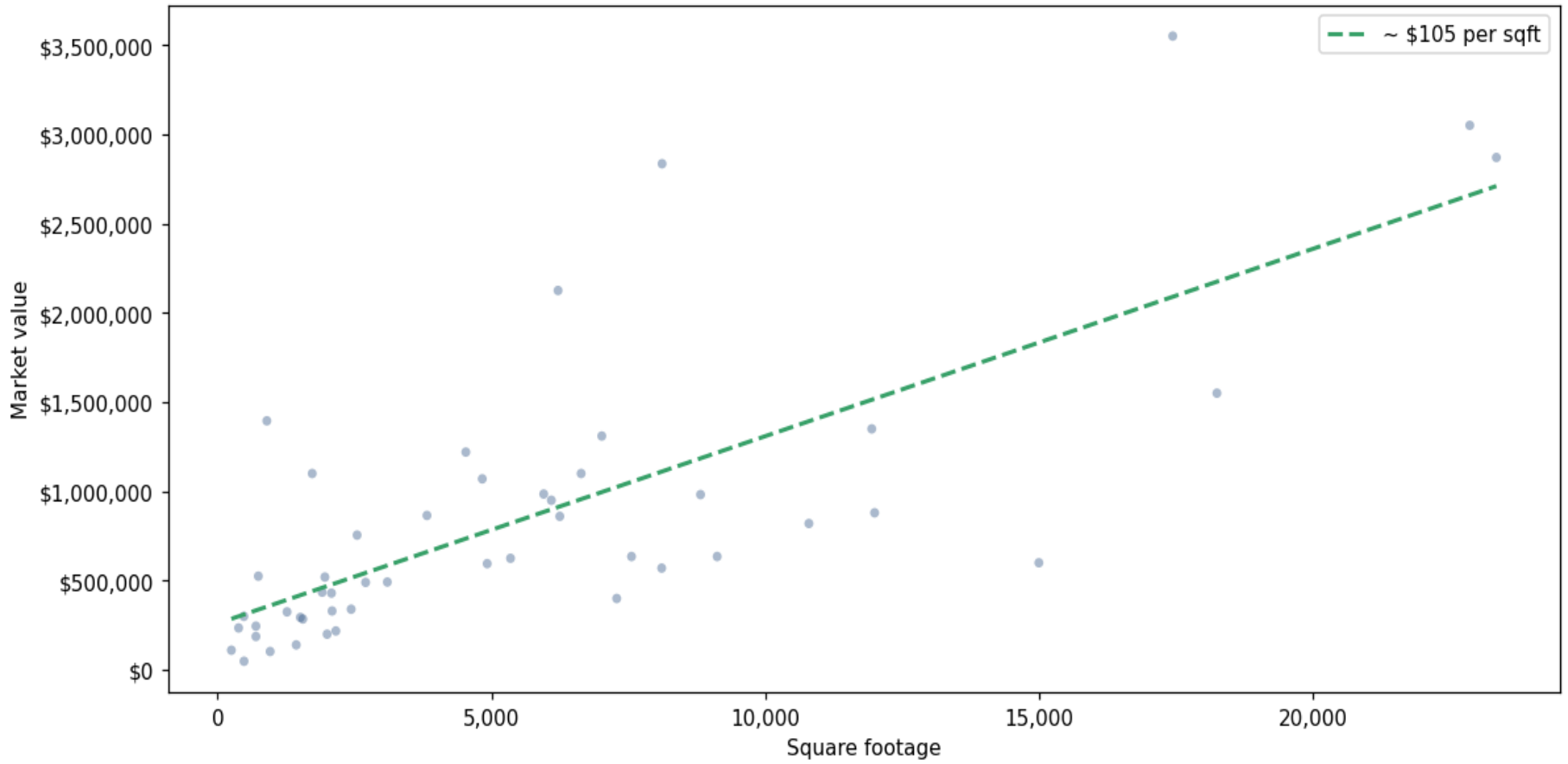
Address	City	Type	Market Value	Sq Ft	Year	Annual Tax
17116 US HIGHWAY 19 N	Clearwater	Boat Sale & Marine Equip	\$1,100,000	6,640	1981	\$20,059
1421 BAY ST SE	St. Petersburg	Boat Sale & Marine Equip	\$1,070,000	4,834	1968	\$22,410
5667 SEMINOLE BLVD	Seminole	Boat Sale & Marine Equip	\$985,000	5,956	1965	\$16,345
8701 BAY PINES BLVD	St. Petersburg	Boat Sale & Marine Equip	\$982,000	8,821	1926	\$21,158
12800 WALSINGHAM RD	Largo	Boat Sale & Marine Equip	\$950,000	6,096	1966	\$19,461
12900 WALSINGHAM RD	Largo	Boat Sale & Marine Equip	\$880,000	12,000	1970	\$16,392
3433 TYRONE BLVD N	St. Petersburg	Boat Sale & Marine Equip	\$865,000	3,824	1960	\$17,729
29661 US HIGHWAY 19 N	Clearwater	Boat Sale & Marine Equip	\$860,000	6,250	1976	\$15,768
17028 US HIGHWAY 19 N	Clearwater	Boat Sale & Marine Equip	\$820,000	10,800	1972	\$15,110
7290 PARK BLVD	Pinellas Park	Boat Sale & Marine Equip	\$755,000	2,548	1993	\$16,368
12022 GANDY BLVD N	St. Petersburg	Boat Sale & Marine Equip	\$635,000	7,560	1957	\$13,047
6990 49TH ST N	Pinellas Park	Boat Sale & Marine Equip	\$635,000	9,124	1962	\$13,745
8480 SEMINOLE BLVD	Seminole	Boat Sale & Marine Equip	\$625,000	5,350	1968	\$10,285
3601 8TH AVE S	St. Petersburg	Boat Sale & Marine Equip	\$600,000	15,000	1986	\$12,350
1351 BAY ST SE	St. Petersburg	Boat Sale & Marine Equip	\$595,000	4,924	1960	\$12,450
7398 46TH AVE N	St. Petersburg	Boat Sale & Marine Equip	\$570,000	8,111	1974	\$13,091
607 ISLAND DR	Tarpon Springs	Boat Sale & Marine Equip	\$525,000	744	1945	\$10,266
6030 ULMERTON RD	Clearwater	Boat Sale & Marine Equip	\$520,000	1,960	2005	\$9,819
14900 US HIGHWAY 19 N	Largo	Boat Sale & Marine Equip	\$492,000	3,100	1989	\$9,683
545 150TH AVE	Madeira Beach	Boat Sale & Marine Equip	\$490,000	2,704	1980	\$8,514
8290 BAY PINES BLVD	St. Petersburg	Boat Sale & Marine Equip	\$435,000	1,910	1960	\$9,442
9293 BAY PINES BLVD	Seminole	Boat Sale & Marine Equip	\$430,000	2,080	1971	\$7,056
4850 37TH ST S	St. Petersburg	Boat Sale & Marine Equip	\$400,000	7,290	1974	\$8,366
3535 TYRONE BLVD N	St. Petersburg	Boat Sale & Marine Equip	\$340,000	2,440	1968	\$6,972
4880 37TH ST S	St. Petersburg	Boat Sale & Marine Equip	\$330,000	2,091	1974	\$6,872

Address	City	Type	Market Value	Sq Ft	Year	Annual Tax
1301 PASADENA AVE S	South Pasadena	Boat Sale & Marine Equip	\$325,000	1,268	1958	\$6,254
12151 66TH ST	Largo	Boat Sale & Marine Equip	\$300,000	480	1950	\$6,052
2441 HIGHLAND ACRES DR	Clearwater	Boat Sale & Marine Equip	\$293,821	1,512	2008	\$5,542
2892 GULF TO BAY BLVD	Clearwater	Boat Sale & Marine Equip	\$285,000	1,557	1982	\$5,680
3515 TYRONE BLVD N	St. Petersburg	Boat Sale & Marine Equip	\$245,000	700	1995	\$5,030
8330 BAY PINES BLVD	St. Petersburg	Boat Sale & Marine Equip	\$235,000	384	1989	\$5,053
3300 39TH AVE S	St. Petersburg	Boat Sale & Marine Equip	\$218,000	2,160	1987	\$4,482
43727 US HIGHWAY 19 N	Tarpon Springs	Boat Sale & Marine Equip	\$200,000	2,000	1977	\$3,733
340 17TH AVE S	St. Petersburg	Boat Sale & Marine Equip	\$187,000	700	1947	\$4,980
6875 46TH AVE N	St. Petersburg	Boat Sale & Marine Equip	\$140,000	1,436	1954	\$3,053
5845 HAINES RD N	St. Petersburg	Boat Sale & Marine Equip	\$110,300	252	1940	\$2,357
430 PAMPAS AVE	Tarpon Springs	Boat Sale & Marine Equip	\$103,000	960	1961	\$2,006
7849 46TH AVE N	St. Petersburg	Boat Sale & Marine Equip	\$48,500	483	1920	\$1,053

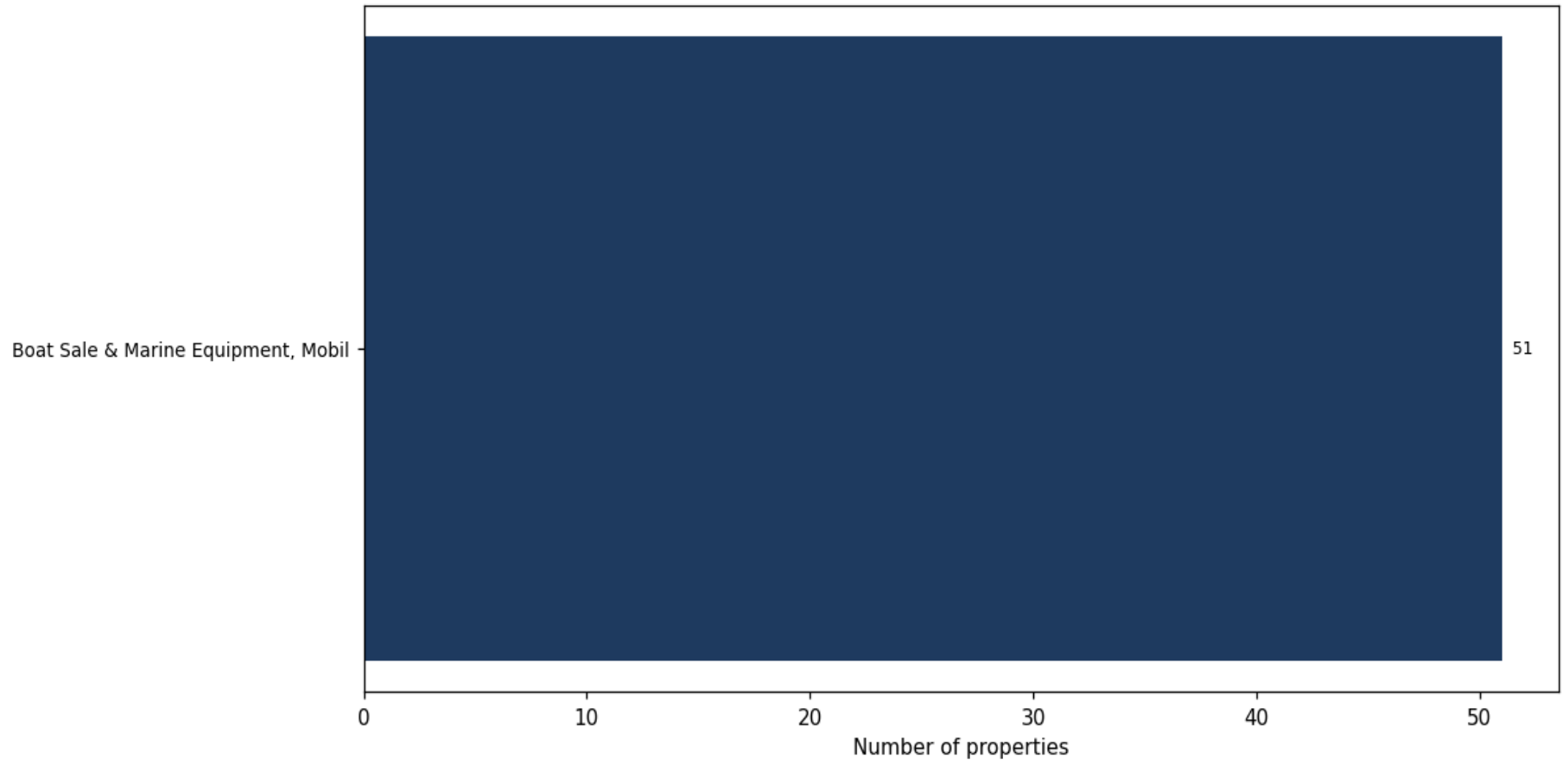
Market value distribution (n=51, top 1% trimmed for readability)



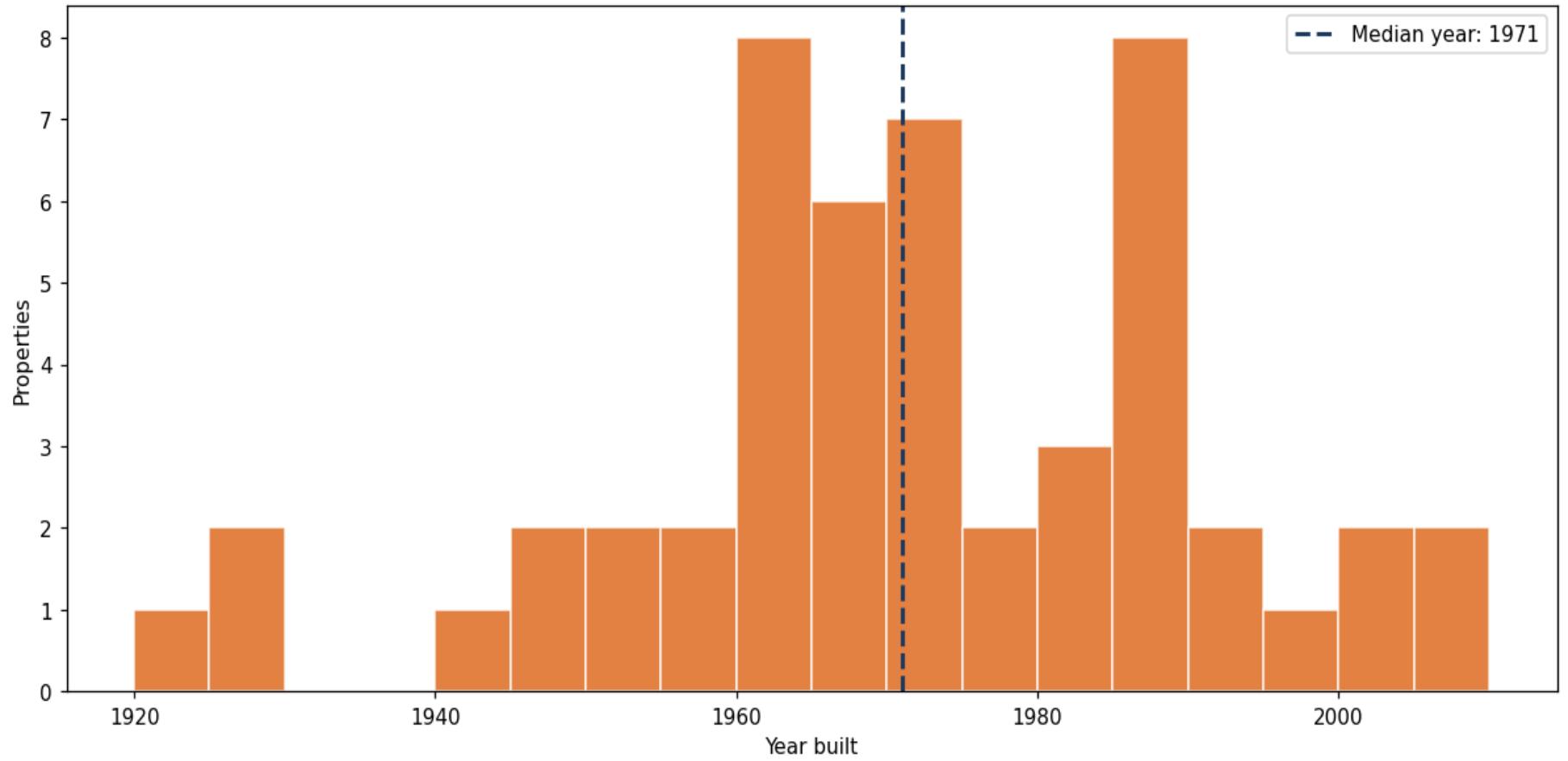
Building size vs. market value (n=49, outliers trimmed)



Top property types by count



Year built distribution (5-year buckets)



Market value vs. assessed value (gap = untaxed appreciation)

