

# Pinellas Property Market Report

115 matching properties • May 31, 2026

Filters applied	Headline numbers
Property type: Bar, With or Without Package Store	Properties matched: 115
	Median market value: \$545,000
	Mean market value: \$772,577
	Min / Max: \$75,000 / \$6,690,000
	Mean square footage: 3,941

## Top 115 properties by market value

Address	City	Type	Market Value	Sq Ft	Year	Annual Tax
3852 GULF BLVD	St. Pete Beach	Bar, With or Without Pac	\$6,690,000	5,259	1957	\$105,893
1320 CENTRAL AVE	St. Petersburg	Bar, With or Without Pac	\$3,640,000	7,477	1936	\$72,508
12766 KINGFISH DR	Treasure Island	Bar, With or Without Pac	\$3,185,000	12,790	1940	\$52,712
256 1ST AVE N	St. Petersburg	Bar, With or Without Pac	\$2,600,000	15,610	1912	\$56,074
10568 GANDY BLVD N	St. Petersburg	Bar, With or Without Pac	\$2,145,000	16,597	1957	\$38,295
344 1ST AVE S	St. Petersburg	Bar, With or Without Pac	\$1,825,000	2,548	1987	\$36,353
242 1ST AVE N	St. Petersburg	Bar, With or Without Pac	\$1,770,000	11,120	1924	\$37,648
1776 11TH AVE N	St. Petersburg	Bar, With or Without Pac	\$1,570,000	10,133	1981	\$32,668
12333 66TH ST	Pinellas Park	Bar, With or Without Pac	\$1,560,000	12,080	2008	\$30,970
100 4TH ST S	St. Petersburg	Bar, With or Without Pac	\$1,410,000	3,212	1960	\$28,087
311 1ST ST	Indian Rocks Beach	Bar, With or Without Pac	\$1,325,000	8,502	1976	\$21,579
3860 ULMERTON RD	Clearwater	Bar, With or Without Pac	\$1,315,000	7,836	1990	\$25,694
931 HUNTLEY AVE	Dunedin	Bar, With or Without Pac	\$1,290,000	8,414	1984	\$24,642

Address	City	Type	Market Value	Sq Ft	Year	Annual Tax
7500 BLIND PASS RD	St. Pete Beach	Bar, With or Without Pac	\$1,250,000	4,353	1937	\$20,102
325 MAIN ST	Dunedin	Bar, With or Without Pac	\$1,175,000	5,358	1915	\$22,794
5405 SHORE BLVD S	Gulfport	Bar, With or Without Pac	\$1,135,000	3,905	1953	\$20,292
110 8TH AVE	St. Pete Beach	Bar, With or Without Pac	\$1,110,000	2,333	1949	\$18,124
13025 VILLAGE BLVD	Madeira Beach	Bar, With or Without Pac	\$1,075,000	443	1945	\$17,433
2900 CENTRAL AVE	St. Petersburg	Bar, With or Without Pac	\$1,075,000	7,482	1965	\$21,414
350 1ST AVE N	St. Petersburg	Bar, With or Without Pac	\$1,030,000	6,820	1965	\$21,613
340 1ST AVE N	St. Petersburg	Bar, With or Without Pac	\$1,020,000	5,752	1956	\$21,613
16361 US HIGHWAY 19 N	Clearwater	Bar, With or Without Pac	\$1,000,000	5,357	1974	\$19,087
13577 US HIGHWAY 19 N	Clearwater	Bar, With or Without Pac	\$975,000	5,680	1987	\$19,638
2360 CENTRAL AVE	St. Petersburg	Bar, With or Without Pac	\$975,000	3,812	1920	\$19,422
1049 CENTRAL AVE	St. Petersburg	Bar, With or Without Pac	\$970,000	1,595	1931	\$19,322
6340 49TH ST N	Pinellas Park	Bar, With or Without Pac	\$965,000	8,082	1991	\$20,774
844 MAIN ST	Safety Harbor	Bar, With or Without Pac	\$965,000	3,200	1977	\$17,069
8801 W GULF BLVD	Treasure Island	Bar, With or Without Pac	\$943,100	1,152	1949	\$15,905
993 FLORIDA AVE	Palm Harbor	Bar, With or Without Pac	\$935,000	8,762	1959	\$17,511
2001 1ST AVE S	St. Petersburg	Bar, With or Without Pac	\$890,000	4,484	1957	\$17,729
2300 CENTRAL AVE	St. Petersburg	Bar, With or Without Pac	\$875,000	3,599	1936	\$17,430
8804 66TH ST	Pinellas Park	Bar, With or Without Pac	\$850,000	4,494	1976	\$17,416
2927 CENTRAL AVE	St. Petersburg	Bar, With or Without Pac	\$845,000	3,185	1953	\$16,832
555 10TH AVE S	Safety Harbor	Bar, With or Without Pac	\$825,000	6,072	1964	\$14,805
2312 4TH ST N	St. Petersburg	Bar, With or Without Pac	\$800,000	4,900	1920	\$17,430
3000 DR MARTIN LUTHER KING JR ST	St. Petersburg	Bar, With or Without Pac	\$795,000	3,048	1970	\$15,836
243 CENTRAL AVE	St. Petersburg	Bar, With or Without Pac	\$790,000	3,990	1965	\$16,633
10601 GULF BLVD	Treasure Island	Bar, With or Without Pac	\$785,000	2,652	1956	\$13,737

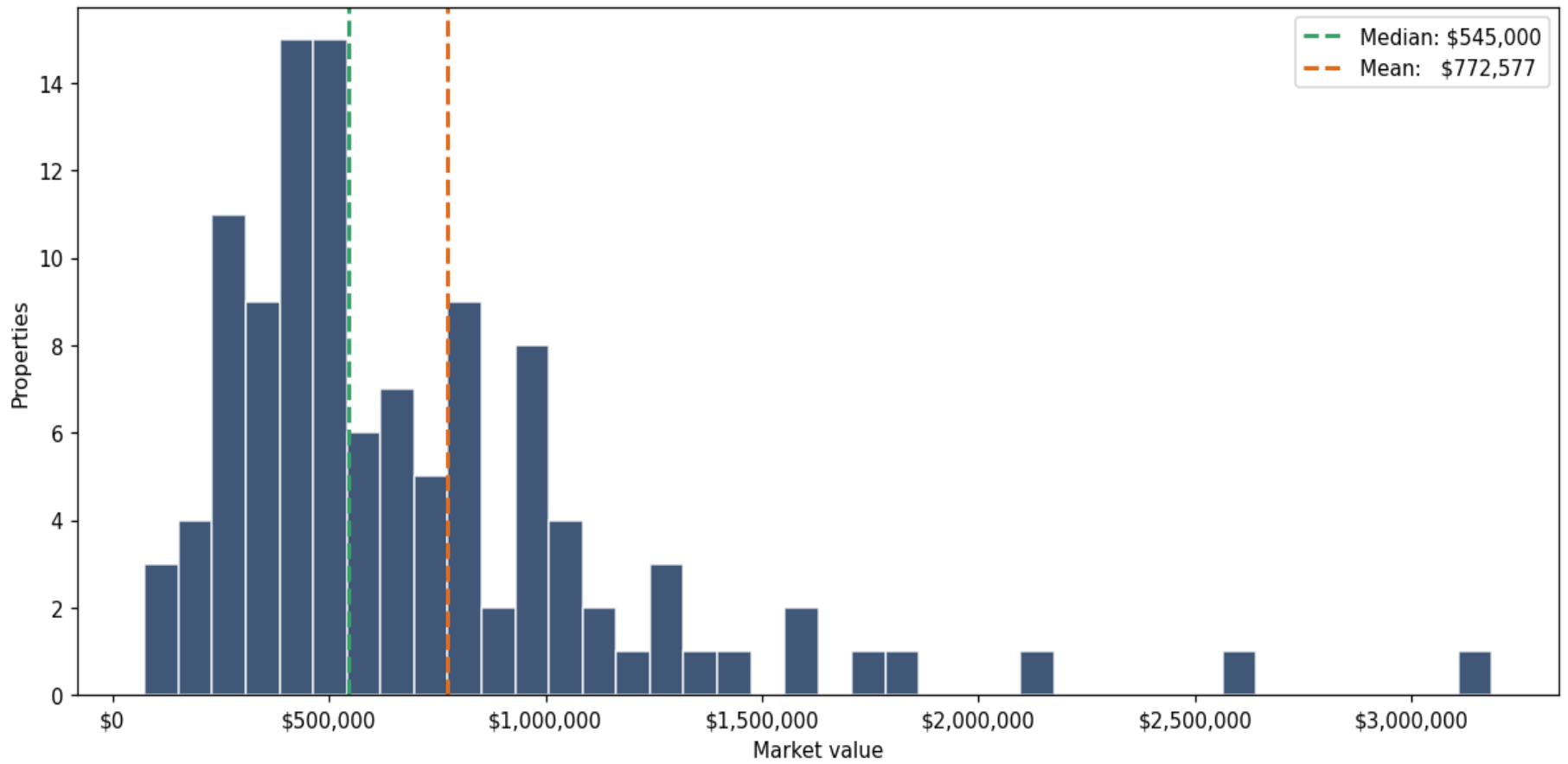
Address	City	Type	Market Value	Sq Ft	Year	Annual Tax
2420 CENTRAL AVE	St. Petersburg	Bar, With or Without Pac	\$775,000	2,805	1949	\$15,438
937 DOUGLAS AVE	Dunedin	Bar, With or Without Pac	\$775,000	3,959	1926	\$14,433
121 E TARPON AVE	Tarpon Springs	Bar, With or Without Pac	\$750,000	6,332	1894	\$14,599
770 1ST AVE N	St. Petersburg	Bar, With or Without Pac	\$735,000	2,790	1982	\$15,239
500 24TH ST S	St. Petersburg	Bar, With or Without Pac	\$735,000	6,194	1960	\$14,641
8556 PARK BLVD	Seminole	Bar, With or Without Pac	\$710,000	3,589	1965	\$11,641
4900 66TH ST N	St. Petersburg	Bar, With or Without Pac	\$700,000	6,697	1953	\$14,737
13383 US HIGHWAY 19 N	Clearwater	Bar, With or Without Pac	\$685,000	5,564	1979	\$13,306
2253 1ST AVE S	St. Petersburg	Bar, With or Without Pac	\$670,000	1,676	1960	\$13,346
37100 US HIGHWAY 19 N	Palm Harbor	Bar, With or Without Pac	\$670,000	3,328	1954	\$12,276
11600 66TH ST	Largo	Bar, With or Without Pac	\$665,000	3,280	1986	\$16,574
10515 GANDY BLVD	St. Petersburg	Bar, With or Without Pac	\$660,000	5,428	1964	\$11,783
3510 34TH ST N	St. Petersburg	Bar, With or Without Pac	\$635,000	5,269	1948	\$12,649
17091 GULF BLVD	North Redington Beach	Bar, With or Without Pac	\$630,000	2,873	1951	\$10,103
587 MAIN ST	Dunedin	Bar, With or Without Pac	\$615,000	4,017	1957	\$11,089
18121 GULF BLVD	Redington Shores	Bar, With or Without Pac	\$581,900	2,789	1950	\$12,429
1001 DOUGLAS AVE	Dunedin	Bar, With or Without Pac	\$580,000	4,000	1973	\$11,001
17850 GULF BLVD	Redington Shores	Bar, With or Without Pac	\$570,000	1,638	1949	\$8,639
245 108TH AVE	Treasure Island	Bar, With or Without Pac	\$545,000	2,209	1962	\$9,434
1230 DR MARTIN LUTHER KING JR ST	St. Petersburg	Bar, With or Without Pac	\$545,000	2,130	1950	\$10,856
325 E LEMON ST	Tarpon Springs	Bar, With or Without Pac	\$535,000	7,006	1963	\$12,809
7701 BLIND PASS RD	St. Pete Beach	Bar, With or Without Pac	\$535,000	2,010	1952	\$8,706
411 MANDALAY AVE	Clearwater	Bar, With or Without Pac	\$530,000	2,189	1950	\$10,257
321 MAIN ST	Dunedin	Bar, With or Without Pac	\$520,000	1,476	2002	\$9,417
985 DOUGLAS AVE	Dunedin	Bar, With or Without Pac	\$515,000	3,342	1947	\$10,297

Address	City	Type	Market Value	Sq Ft	Year	Annual Tax
933 HUNTLEY AVE	Dunedin	Bar, With or Without Pac	\$505,000	3,880	1974	\$9,417
929 BROADWAY	Dunedin	Bar, With or Without Pac	\$495,000	3,440	1958	\$9,857
12880 US HIGHWAY 19 N	Clearwater	Bar, With or Without Pac	\$495,000	4,330	1971	\$10,162
2729 CENTRAL AVE	St. Petersburg	Bar, With or Without Pac	\$495,000	2,700	1959	\$9,860
315 ORANGE ST	Palm Harbor	Bar, With or Without Pac	\$490,000	2,460	1964	\$9,117
550 CENTRAL AVE	St. Petersburg	Bar, With or Without Pac	\$485,000	2,000	1935	\$10,557
600 MANDALAY AVE	Clearwater	Bar, With or Without Pac	\$485,000	1,263	1966	\$9,966
548 CENTRAL AVE	St. Petersburg	Bar, With or Without Pac	\$485,000	2,000	1929	\$10,557
7400 PARK BLVD	Pinellas Park	Bar, With or Without Pac	\$480,000	2,149	1976	\$10,245
1962 1ST AVE S	St. Petersburg	Bar, With or Without Pac	\$470,000	3,310	1940	\$9,362
371 MAIN ST	Dunedin	Bar, With or Without Pac	\$455,000	1,716	1925	\$8,009
24652 US HIGHWAY 19 N	Clearwater	Bar, With or Without Pac	\$455,000	2,604	1960	\$8,450
1270 S HIGHLAND AVE	Clearwater	Bar, With or Without Pac	\$455,000	3,950	1960	\$9,483
935 DOUGLAS AVE	Dunedin	Bar, With or Without Pac	\$450,000	1,598	1997	\$7,921
1833 1ST AVE S	St. Petersburg	Bar, With or Without Pac	\$450,000	6,580	1958	\$8,964
4918 GULFPORT BLVD S	Gulfport	Bar, With or Without Pac	\$440,000	4,671	1948	\$7,697
1260 MAIN ST	Dunedin	Bar, With or Without Pac	\$435,000	2,485	1957	\$8,009
131 HIBISCUS ST	Tarpon Springs	Bar, With or Without Pac	\$425,000	3,550	1910	\$8,194
933 CENTRAL AVE	St. Petersburg	Bar, With or Without Pac	\$420,000	1,296	1920	\$8,366
520 DOUGLAS AVE	Dunedin	Bar, With or Without Pac	\$415,000	1,548	1962	\$7,833
1207 DR MARTIN LUTHER KING JR ST	St. Petersburg	Bar, With or Without Pac	\$400,000	4,689	1952	\$7,968
15042 MADEIRA WAY	Madeira Beach	Bar, With or Without Pac	\$395,000	2,067	1956	\$6,892
311 N SAFFORD AVE	Tarpon Springs	Bar, With or Without Pac	\$395,000	3,500	1998	\$7,441
1721 28TH ST N	St. Petersburg	Bar, With or Without Pac	\$390,000	1,976	1962	\$7,769
4808 COUNTY ROAD 16	St. Petersburg	Bar, With or Without Pac	\$390,000	2,498	1952	\$9,474

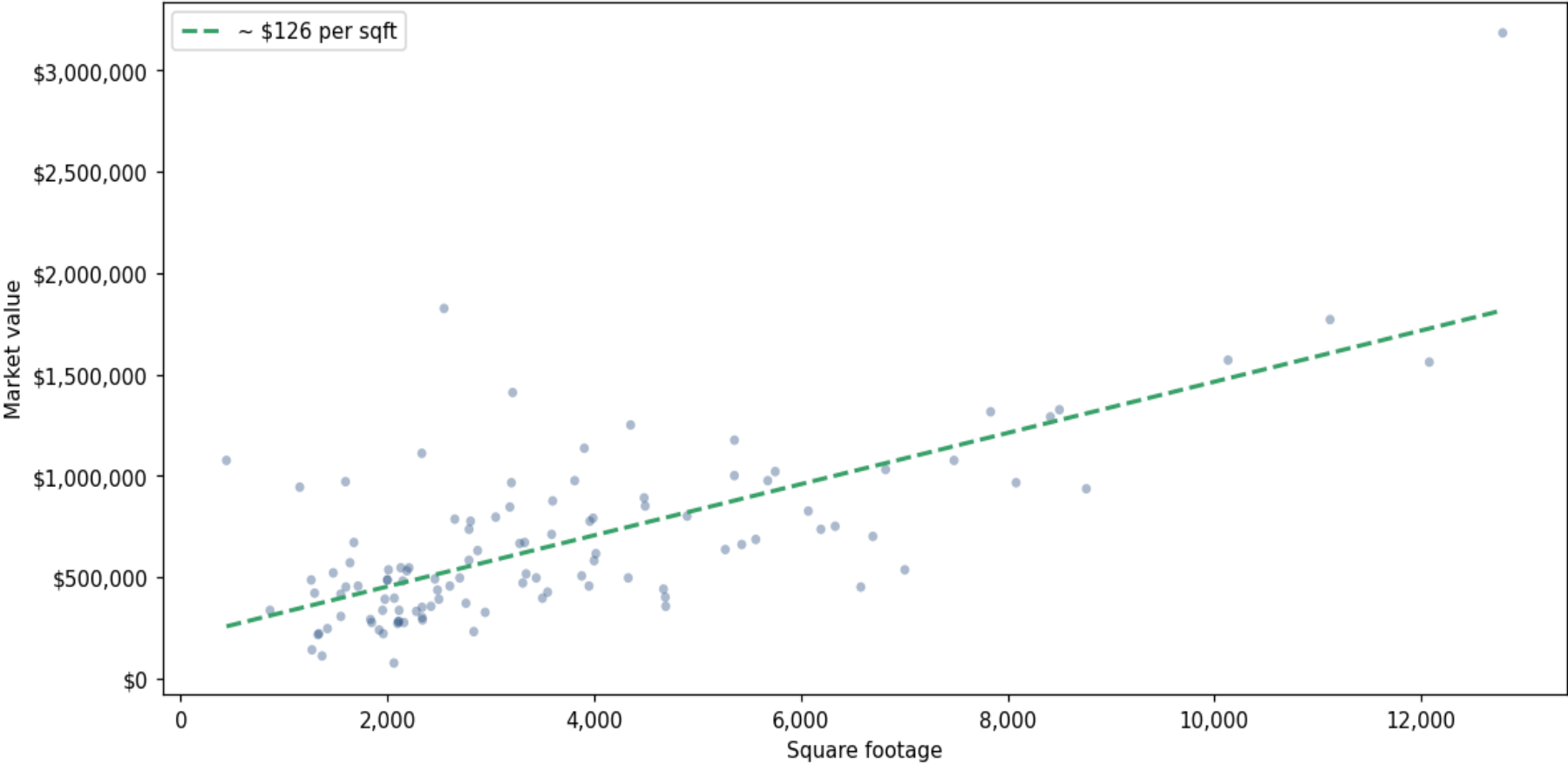
Address	City	Type	Market Value	Sq Ft	Year	Annual Tax
4807 22ND AVE S	St. Petersburg	Bar, With or Without Pac	\$370,000	2,760	1949	\$7,370
312 E TARPON AVE	Tarpon Springs	Bar, With or Without Pac	\$355,000	2,422	1912	\$7,064
508 ATHENS ST	Tarpon Springs	Bar, With or Without Pac	\$355,000	4,693	1932	\$7,158
7630 34TH AVE N	St. Petersburg	Bar, With or Without Pac	\$350,000	2,335	1972	\$6,972
19201 GULF BLVD	Indian Shores	Bar, With or Without Pac	\$335,400	1,954	1920	\$6,243
1950 1ST AVE S	St. Petersburg	Bar, With or Without Pac	\$335,000	2,113	1940	\$6,673
1022 GEORGIA AVE	Palm Harbor	Bar, With or Without Pac	\$335,000	864	1954	\$6,048
840 CLEVELAND ST	Clearwater	Bar, With or Without Pac	\$330,000	2,280	1949	\$6,808
1212 ROGERS ST	Clearwater	Bar, With or Without Pac	\$325,000	2,946	1963	\$6,677
645 COREY AVE	St. Pete Beach	Bar, With or Without Pac	\$305,000	1,550	1948	\$4,954
5304 66TH ST N	St. Petersburg	Bar, With or Without Pac	\$300,000	2,336	1970	\$6,876
2222 49TH ST S	St. Petersburg	Bar, With or Without Pac	\$290,000	1,836	1968	\$5,777
605 N PINELLAS AVE	Tarpon Springs	Bar, With or Without Pac	\$288,000	2,340	1938	\$8,100
305 S SAFFORD AVE	Tarpon Springs	Bar, With or Without Pac	\$280,000	2,104	1972	\$5,745
4021 54TH AVE N	St. Petersburg	Bar, With or Without Pac	\$280,000	2,112	1963	\$7,579
9919 SEMINOLE BLVD	Seminole	Bar, With or Without Pac	\$275,000	1,848	1958	\$5,612
608 UNION ST	Dunedin	Bar, With or Without Pac	\$275,000	2,160	1965	\$5,281
218 E TARPON AVE	Tarpon Springs	Bar, With or Without Pac	\$270,000	2,100	1930	\$5,463
21 N SAFFORD AVE	Tarpon Springs	Bar, With or Without Pac	\$245,000	1,420	1926	\$4,709
1056 N PINELLAS AVE	Tarpon Springs	Bar, With or Without Pac	\$238,000	1,920	1946	\$4,709
5619 PARK BLVD	Pinellas Park	Bar, With or Without Pac	\$230,000	2,836	1952	\$5,351
3007 6TH ST S	St. Petersburg	Bar, With or Without Pac	\$220,000	1,338	1943	\$4,382
3301 54TH AVE N	St. Petersburg	Bar, With or Without Pac	\$220,000	1,960	1946	\$5,263
1700 N FT HARRISON AVE	Clearwater	Bar, With or Without Pac	\$215,000	1,328	1958	\$4,548
2600 54TH AVE N	St. Petersburg	Bar, With or Without Pac	\$140,000	1,270	1945	\$3,684

Address	City	Type	Market Value	Sq Ft	Year	Annual Tax
313 S SAFFORD AVE	Tarpon Springs	Bar, With or Without Pac	\$110,000	1,368	1968	\$2,355
1761 BECKET WAY	Tarpon Springs	Bar, With or Without Pac	\$75,000	2,063	1950	\$1,376

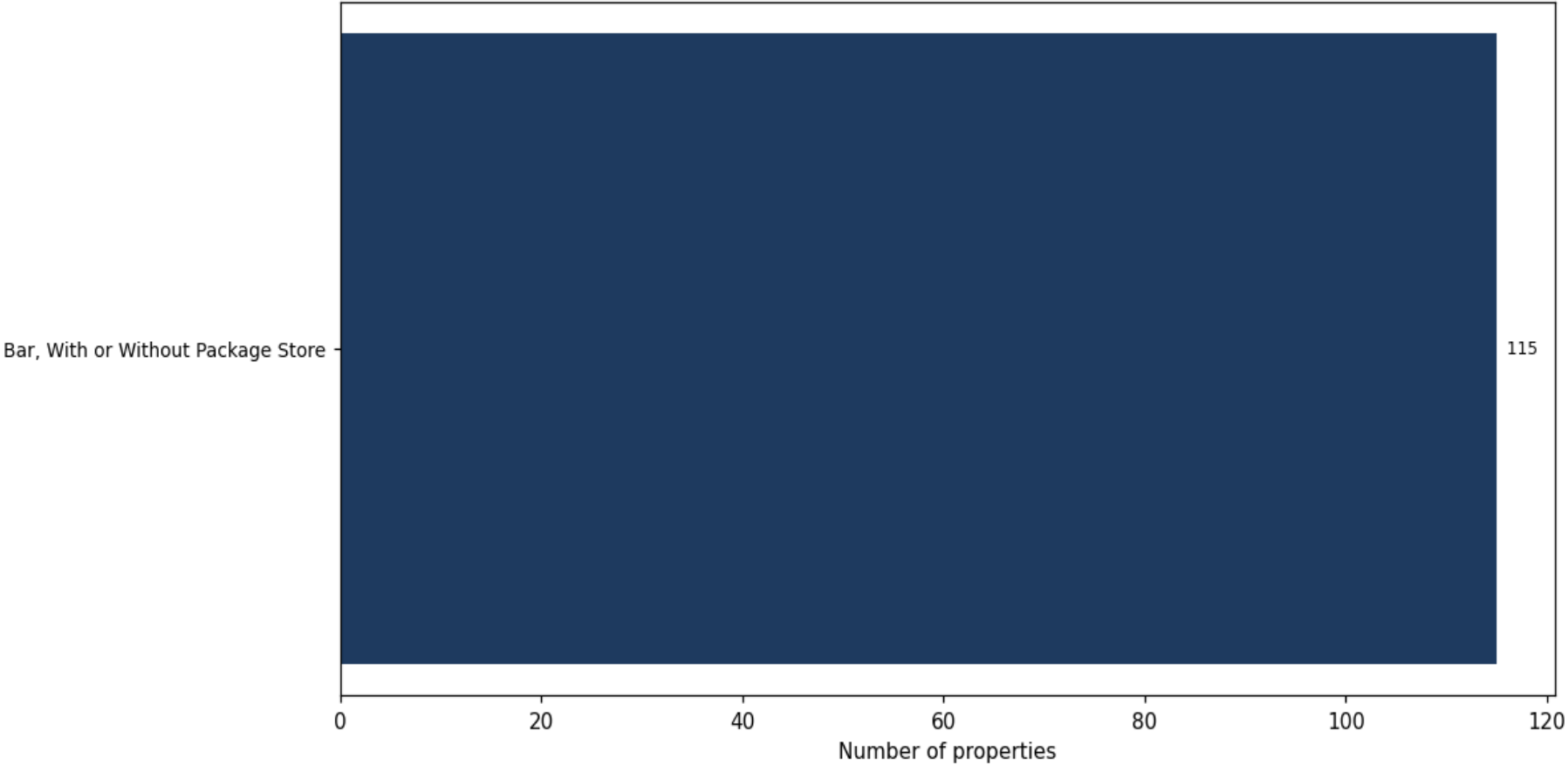
**Market value distribution (n=115, top 1% trimmed for readability)**



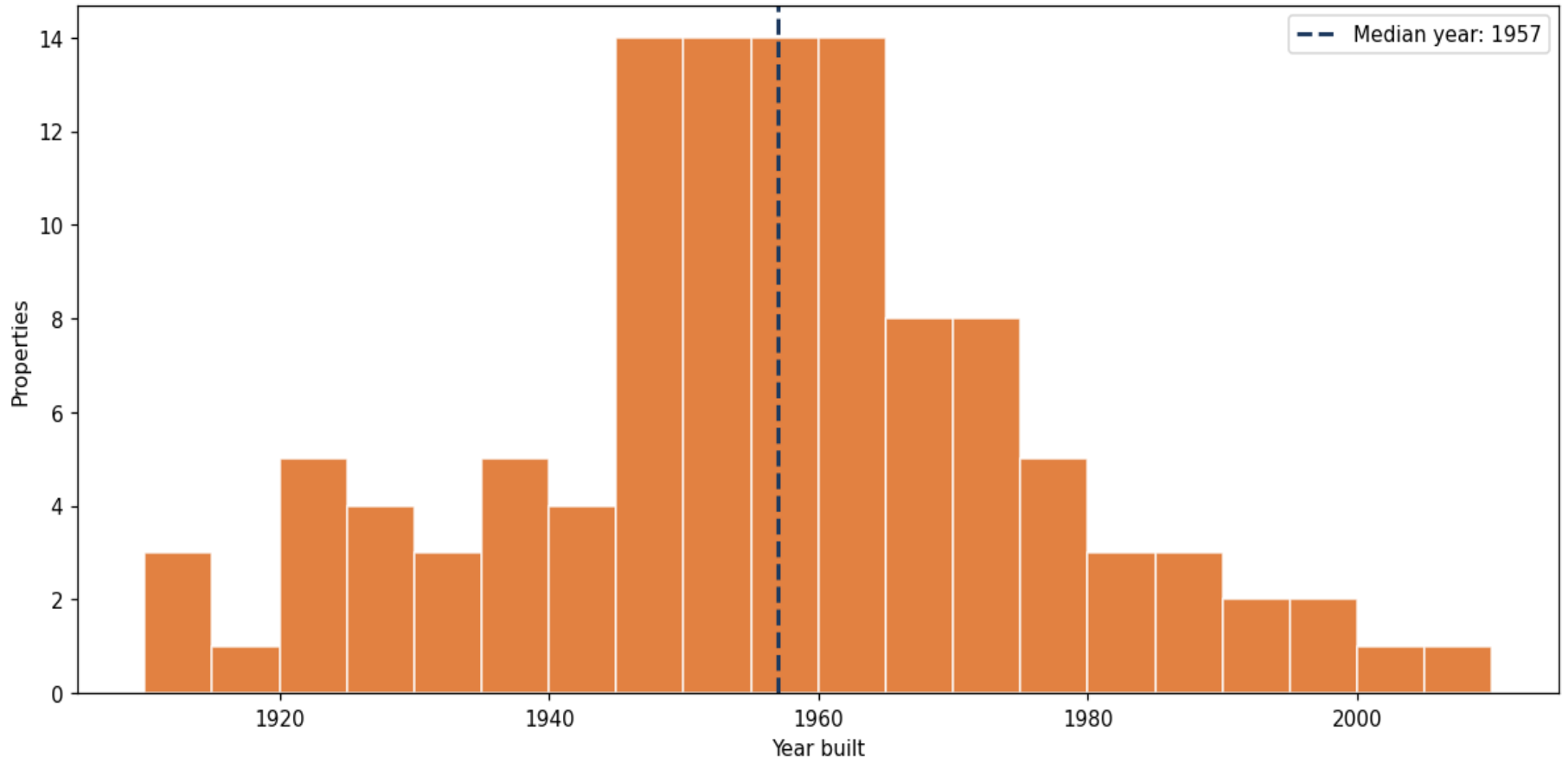
**Building size vs. market value (n=111, outliers trimmed)**



### Top property types by count



**Year built distribution (5-year buckets)**



**Market value vs. assessed value (gap = untaxed appreciation)**

