

Pinellas Property Market Report

69 matching properties • May 31, 2026

Filters applied	Headline numbers
Property type: Auto Service Center (National) or Quick Lube	Properties matched: 69
	Median market value: \$835,000
	Mean market value: \$925,594
	Min / Max: \$300,000 / \$2,490,000
	Mean square footage: 5,350

Top 69 properties by market value

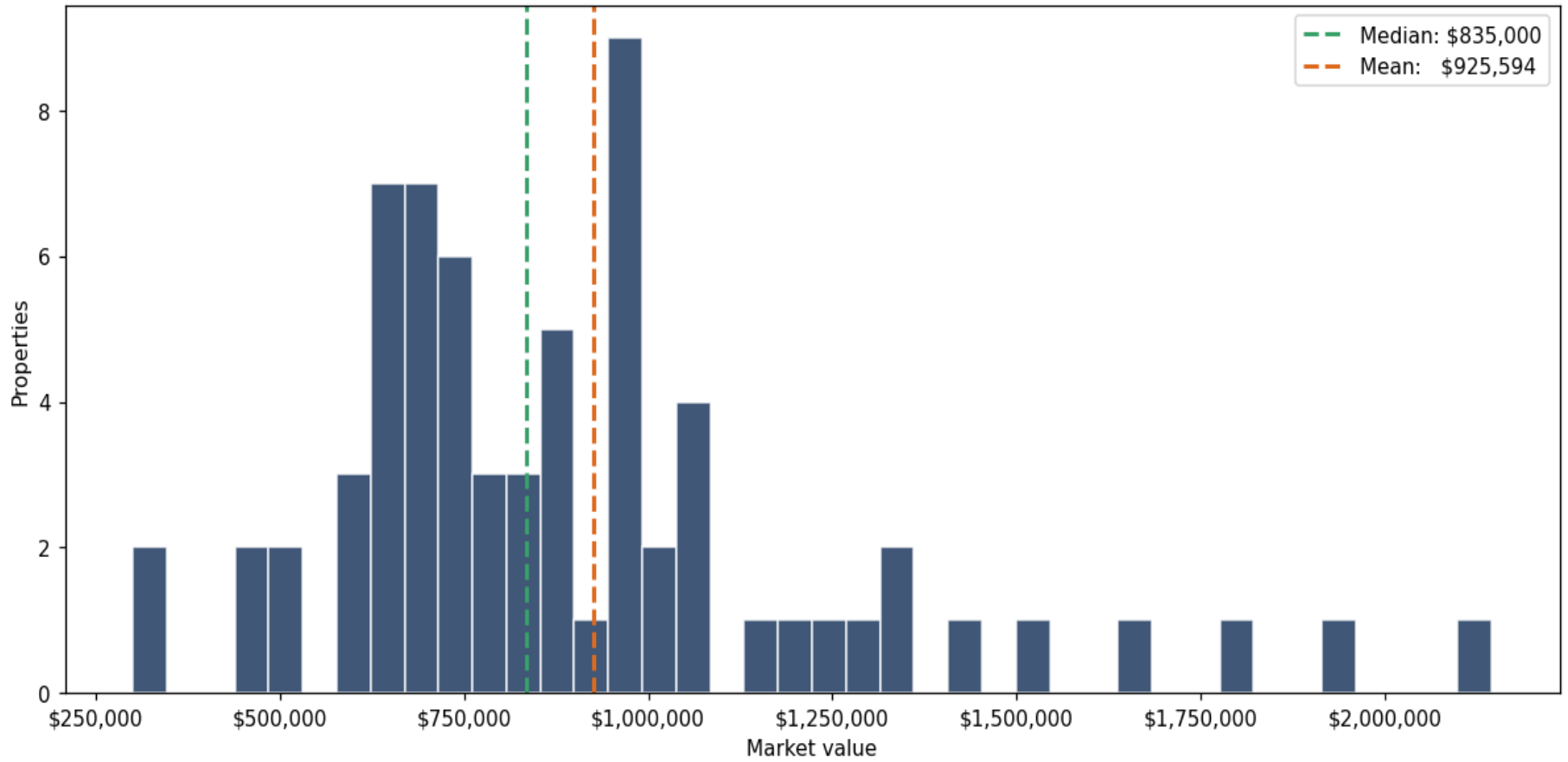
Address	City	Type	Market Value	Sq Ft	Year	Annual Tax
2347 GULF TO BAY BLVD	Clearwater	Auto Service Center (Nat	\$2,490,000	10,864	2020	\$48,381
4900 34TH ST S	St. Petersburg	Auto Service Center (Nat	\$2,145,000	6,954	2023	\$42,728
2610 COUNTRYSIDE BLVD	Clearwater	Auto Service Center (Nat	\$1,950,000	16,023	1975	\$38,704
4001 4TH ST N	St. Petersburg	Auto Service Center (Nat	\$1,820,000	7,856	2017	\$37,847
13702 WALSINGHAM RD	Largo	Auto Service Center (Nat	\$1,650,000	6,136	2024	\$35,886
3931 TAMPA RD	Oldsmar	Auto Service Center (Nat	\$1,525,000	6,416	2020	\$27,590
1190 MISSOURI AVE N	Largo	Auto Service Center (Nat	\$1,430,000	7,974	2016	\$28,006
10595 ULMERTON RD	Largo	Auto Service Center (Nat	\$1,340,000	6,320	1983	\$25,443
32581 US HIGHWAY 19 N	Palm Harbor	Auto Service Center (Nat	\$1,340,000	6,629	2006	\$24,823
2838 GULF TO BAY BLVD	Clearwater	Auto Service Center (Nat	\$1,270,000	6,720	1999	\$24,964
500 S MISSOURI AVE	Clearwater	Auto Service Center (Nat	\$1,250,000	12,550	1964	\$24,964
1196 CLEVELAND ST	Clearwater	Auto Service Center (Nat	\$1,210,000	11,132	1959	\$24,996
912 DR MARTIN LUTHER KING JR ST	St. Petersburg	Auto Service Center (Nat	\$1,175,000	13,201	1970	\$23,406

Address	City	Type	Market Value	Sq Ft	Year	Annual Tax
32894 US HIGHWAY 19 N	Palm Harbor	Auto Service Center (Nat	\$1,065,000	6,120	1999	\$19,858
456 DR MARTIN LUTHER KING JR ST	St. Petersburg	Auto Service Center (Nat	\$1,050,000	8,784	1966	\$20,916
6201 PARK BLVD	Pinellas Park	Auto Service Center (Nat	\$1,050,000	6,762	2006	\$23,502
1901 MAIN ST	Dunedin	Auto Service Center (Nat	\$1,040,000	6,768	1997	\$19,362
36003 EAST LAKE RD	Palm Harbor	Auto Service Center (Nat	\$1,025,000	5,116	1998	\$18,503
36298 US HIGHWAY 19 N	Palm Harbor	Auto Service Center (Nat	\$1,025,000	6,600	1988	\$19,226
1808 MAIN ST	Dunedin	Auto Service Center (Nat	\$990,000	5,000	1991	\$17,778
1260 E LAKE RD S	Tarpon Springs	Auto Service Center (Nat	\$990,000	5,922	2003	\$19,406
11901 INDIAN ROCKS RD	Largo	Auto Service Center (Nat	\$985,000	5,824	1988	\$19,842
4115 EAST BAY DR	Largo	Auto Service Center (Nat	\$985,000	5,506	1993	\$18,892
8150 SEMINOLE BLVD	Seminole	Auto Service Center (Nat	\$980,000	7,287	1974	\$16,664
8850 PARK BLVD	Seminole	Auto Service Center (Nat	\$980,000	1,456	2019	\$16,106
2110 BELCHER RD S	Largo	Auto Service Center (Nat	\$955,000	8,080	1996	\$18,892
1000 EAST BAY DR	Largo	Auto Service Center (Nat	\$950,000	7,300	1979	\$20,126
7511 49TH ST N	Pinellas Park	Auto Service Center (Nat	\$950,000	7,504	1969	\$20,669
9420 ULMERTON RD	Largo	Auto Service Center (Nat	\$905,000	1,608	1986	\$17,658
2701 TYRONE BLVD N	St. Petersburg	Auto Service Center (Nat	\$895,000	8,653	1973	\$17,828
380 34TH ST N	St. Petersburg	Auto Service Center (Nat	\$890,000	7,609	1966	\$17,729
28774 US HIGHWAY 19 N	Clearwater	Auto Service Center (Nat	\$870,000	6,087	1982	\$15,502
30780 US HIGHWAY 19 N	Palm Harbor	Auto Service Center (Nat	\$865,000	7,150	1979	\$15,616
6291 DR MARTIN LUTHER KING JR ST	St. Petersburg	Auto Service Center (Nat	\$855,000	6,660	1977	\$17,629
1650 MAIN ST	Dunedin	Auto Service Center (Nat	\$835,000	1,200	1987	\$15,137
11800 SEMINOLE BLVD	Seminole	Auto Service Center (Nat	\$830,000	7,345	1985	\$16,220
235 S BELCHER RD	Clearwater	Auto Service Center (Nat	\$815,000	5,612	1994	\$16,353
3826 TAMPA RD	Oldsmar	Auto Service Center (Nat	\$795,000	4,500	1999	\$14,364

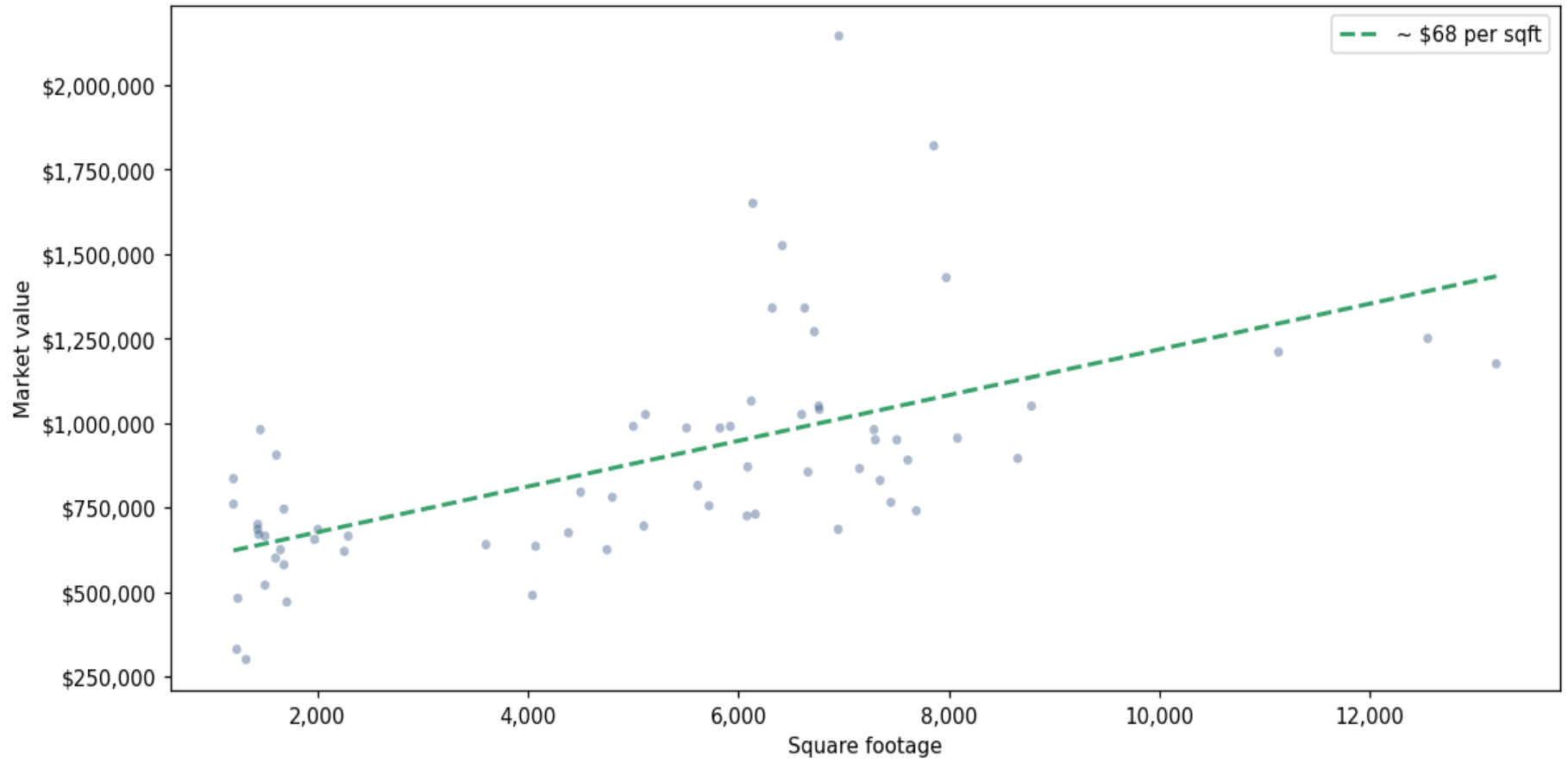
Address	City	Type	Market Value	Sq Ft	Year	Annual Tax
13399 SEMINOLE BLVD	Largo	Auto Service Center (Nat	\$780,000	4,800	1988	\$15,854
8650 SEMINOLE BLVD	Seminole	Auto Service Center (Nat	\$765,000	7,448	1963	\$13,395
7025 SEMINOLE BLVD	Seminole	Auto Service Center (Nat	\$760,000	1,200	1982	\$12,598
2910 ALT 19	Palm Harbor	Auto Service Center (Nat	\$755,000	5,720	1986	\$14,081
1698 34TH ST N	St. Petersburg	Auto Service Center (Nat	\$745,000	1,680	2018	\$15,239
3398 34TH ST N	St. Petersburg	Auto Service Center (Nat	\$740,000	7,689	1960	\$14,741
5344 16TH ST N	St. Petersburg	Auto Service Center (Nat	\$730,000	6,160	1962	\$15,239
1315 S MISSOURI AVE	Clearwater	Auto Service Center (Nat	\$725,000	6,080	1965	\$13,241
14011 WALSINGHAM RD	Largo	Auto Service Center (Nat	\$700,000	1,431	2020	\$13,576
3694 TAMPA RD	Oldsmar	Auto Service Center (Nat	\$695,000	5,100	1987	\$16,203
2911 TYRONE BLVD N	St. Petersburg	Auto Service Center (Nat	\$685,000	6,947	1968	\$13,645
3801 66TH ST N	St. Petersburg	Auto Service Center (Nat	\$685,000	1,431	2022	\$14,143
4301 EAST BAY DR	Largo	Auto Service Center (Nat	\$685,000	2,003	1989	\$13,481
1559 GULF TO BAY BLVD	Clearwater	Auto Service Center (Nat	\$675,000	4,384	1976	\$14,030
1008 E TARPON AVE	Tarpon Springs	Auto Service Center (Nat	\$670,000	1,440	1998	\$12,998
4846 4TH ST N	St. Petersburg	Auto Service Center (Nat	\$665,000	2,291	1957	\$13,745
2070 GULF TO BAY BLVD	Clearwater	Auto Service Center (Nat	\$665,000	1,500	1986	\$13,353
23034 US HIGHWAY 19 N	Clearwater	Auto Service Center (Nat	\$655,000	1,972	1986	\$13,160
3311 5TH AVE N	St. Petersburg	Auto Service Center (Nat	\$640,000	3,600	1965	\$12,749
14360 WALSINGHAM RD	Largo	Auto Service Center (Nat	\$635,000	4,072	2001	\$12,437
2671 ROOSEVELT BLVD	Largo	Auto Service Center (Nat	\$625,000	1,647	2017	\$12,152
29889 US HIGHWAY 19 N	Clearwater	Auto Service Center (Nat	\$625,000	4,750	1982	\$10,889
13763 WALSINGHAM RD	Largo	Auto Service Center (Nat	\$620,000	2,254	1989	\$12,152
2985 EAST BAY DR	Largo	Auto Service Center (Nat	\$600,000	1,600	1986	\$11,772
4890 PARK BLVD	Pinellas Park	Auto Service Center (Nat	\$580,000	1,680	2016	\$12,381

Address	City	Type	Market Value	Sq Ft	Year	Annual Tax
5763 CENTRAL AVE	St. Petersburg	Auto Service Center (Nat	\$520,000	1,500	1985	\$10,757
6492 PARK BLVD	Pinellas Park	Auto Service Center (Nat	\$490,000	4,042	1974	\$10,912
1198 PASADENA AVE S	South Pasadena	Auto Service Center (Nat	\$481,000	1,242	2025	\$19,388
1220 MISSOURI AVE N	Largo	Auto Service Center (Nat	\$470,000	1,708	2017	\$9,304
5200 PARK BLVD	Pinellas Park	Auto Service Center (Nat	\$330,000	1,232	1957	\$7,135
1724 S MISSOURI AVE	Clearwater	Auto Service Center (Nat	\$300,000	1,320	1988	\$5,487

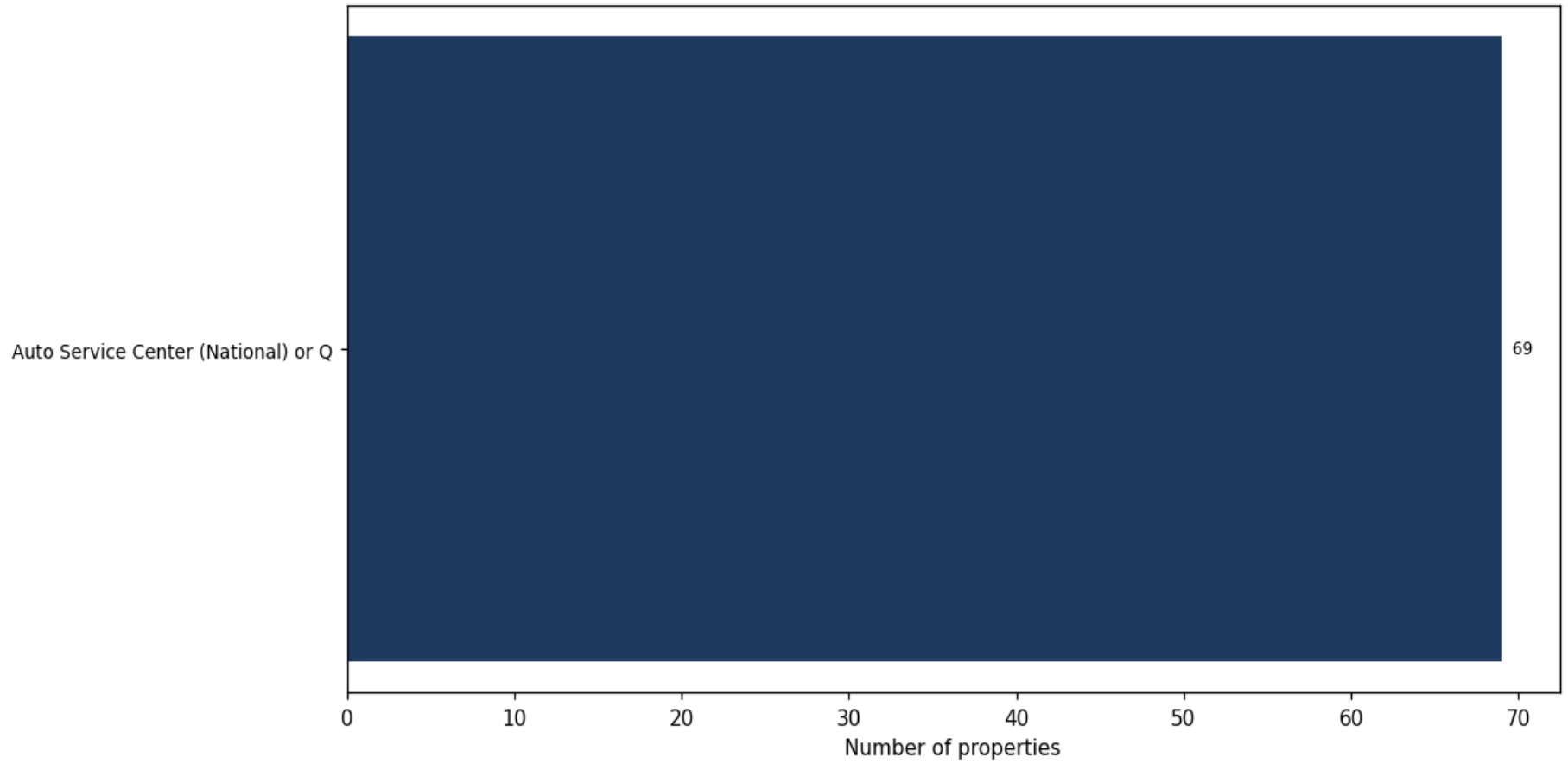
Market value distribution (n=69, top 1% trimmed for readability)



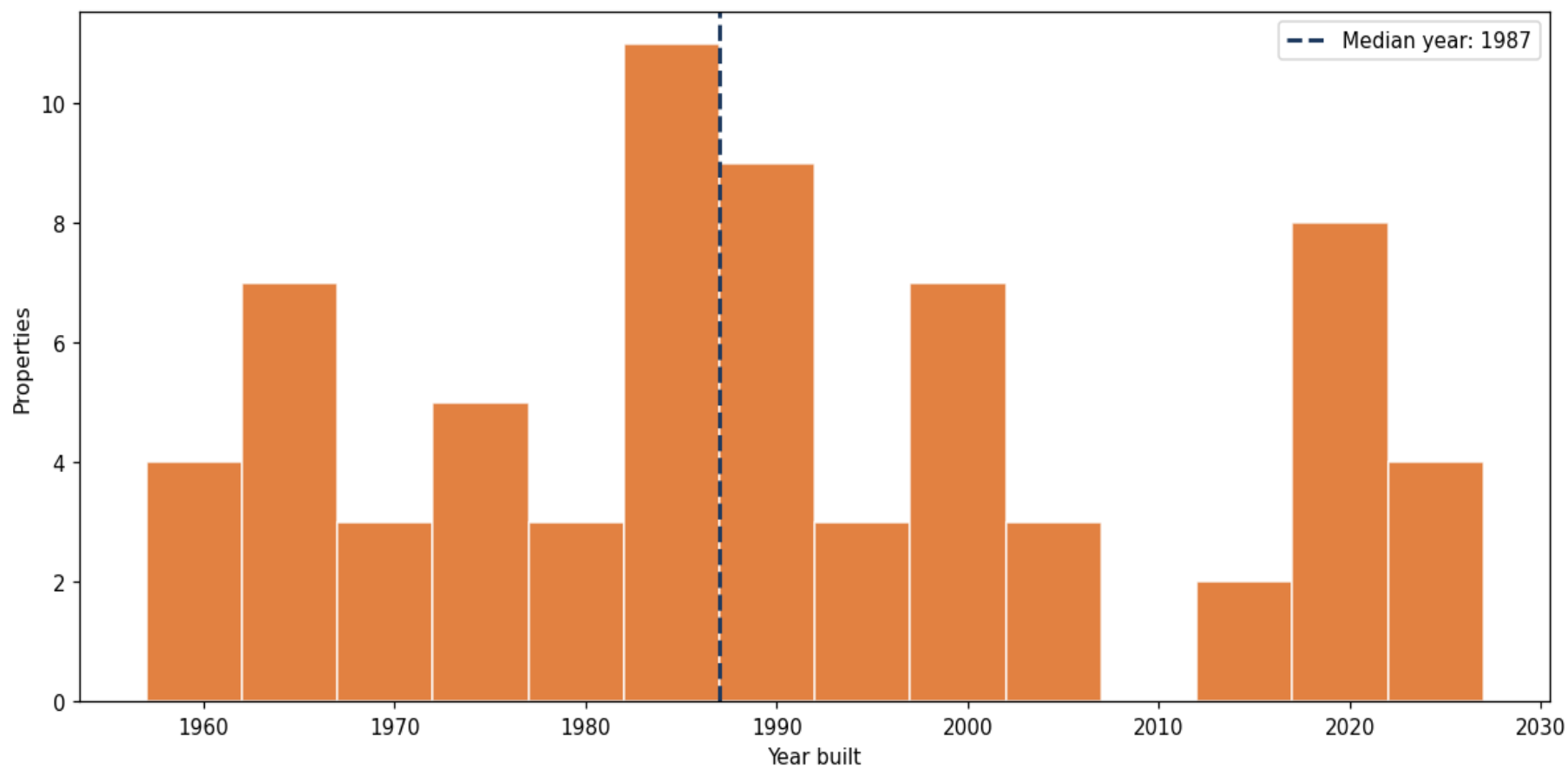
Building size vs. market value (n=67, outliers trimmed)



Top property types by count



Year built distribution (5-year buckets)



Market value vs. assessed value (gap = untaxed appreciation)

