

# Pinellas Property Market Report

337 matching properties • May 30, 2026

Filters applied	Headline numbers
Property type: Apartments (50 units or more)	Properties matched: 337
	Median market value: \$20,976,444
	Mean market value: \$29,075,464
	Min / Max: \$488,485 / \$123,800,000
	Mean square footage: 189,518

## Top 200 properties by market value

Address	City	Type	Market Value	Sq Ft	Year	Annual Tax
330 3RD ST S	St. Petersburg	Apartments (50 units or	\$123,800,000	418,984	2016	\$2,474,027
225 1ST AVE N	St. Petersburg	Apartments (50 units or	\$123,000,000	590,310	2023	\$2,509,882
855 CENTRAL AVE	St. Petersburg	Apartments (50 units or	\$122,800,000	483,433	2019	\$2,475,023
201 4TH ST S	St. Petersburg	Apartments (50 units or	\$114,000,000	441,086	2018	\$2,306,701
201 17TH ST S	St. Petersburg	Apartments (50 units or	\$109,000,000	666,916	2024	\$2,201,127
2031 GLASS LOOP	Clearwater	Apartments (50 units or	\$93,750,903	419,956	2023	\$1,993,277
151 7TH ST S	St. Petersburg	Apartments (50 units or	\$91,500,000	398,683	2016	\$1,932,211
430 3RD AVE S	St. Petersburg	Apartments (50 units or	\$90,550,000	378,248	2014	\$2,151,328
19337 US HIGHWAY 19 N	Clearwater	Apartments (50 units or	\$90,500,000	408,853	2019	\$1,814,269
3201 3RD AVE N	St. Petersburg	Apartments (50 units or	\$88,100,000	454,154	2020	\$1,703,134
2855 GULF TO BAY BLVD	Clearwater	Apartments (50 units or	\$88,100,000	409,094	2015	\$1,704,929
152 MACALPINE WAY	Dunedin	Apartments (50 units or	\$86,775,000	576,135	2000	\$1,425,738
7950 PARK BLVD	Pinellas Park	Apartments (50 units or	\$85,250,000	404,008	2022	\$1,743,787

Address	City	Type	Market Value	Sq Ft	Year	Annual Tax
1099 N MCMULLEN BOOTH RD	Clearwater	Apartments (50 units or	\$83,585,959	415,952	1987	\$1,442,164
235 3RD AVE N	St. Petersburg	Apartments (50 units or	\$83,350,000	306,614	2014	\$1,575,648
4652 MIRAMAR DR	Seminole	Apartments (50 units or	\$79,650,000	334,982	2013	\$1,189,609
10601 GANDY BLVD	St. Petersburg	Apartments (50 units or	\$79,300,000	402,381	2016	\$1,552,741
1560 CENTRAL AVE	St. Petersburg	Apartments (50 units or	\$77,750,000	350,888	2011	\$1,563,696
334 2ND AVE S	St. Petersburg	Apartments (50 units or	\$76,650,000	428,101	2023	\$1,535,809
11601 4TH ST N	St. Petersburg	Apartments (50 units or	\$76,000,000	516,869	1984	\$1,513,897
1350 SEAGATE DR	Palm Harbor	Apartments (50 units or	\$75,000,000	424,183	1996	\$1,322,302
825 32ND AVE S	St. Petersburg	Apartments (50 units or	\$74,500,000	309,385	2024	\$1,434,218
19320 US HIGHWAY 19 N	Clearwater	Apartments (50 units or	\$74,000,000	314,110	2021	\$1,311,112
1551 FLOURNOY CIR W	Clearwater	Apartments (50 units or	\$73,000,000	367,520	2018	\$1,412,711
2729 SEVILLE BLVD	Clearwater	Apartments (50 units or	\$72,900,000	379,029	1994	\$1,470,767
871 IBIS WALK PL N	St. Petersburg	Apartments (50 units or	\$72,800,000	375,092	2014	\$1,466,090
3951 34TH ST S	St. Petersburg	Apartments (50 units or	\$72,000,000	369,759	2021	\$1,427,247
500 TRINITY LN N	St. Petersburg	Apartments (50 units or	\$70,350,000	359,964	1999	\$1,621,464
2300 54TH AVE S	St. Petersburg	Apartments (50 units or	\$70,250,000	794,146	1983	\$1,513,897
2981 GULF TO BAY BLVD	Clearwater	Apartments (50 units or	\$70,000,000	411,443	2023	\$1,219,189
2524 ALEXANDER PL	Clearwater	Apartments (50 units or	\$69,400,000	345,908	2017	\$1,298,533
9505 49TH ST N	Pinellas Park	Apartments (50 units or	\$69,250,000	328,265	2020	\$1,416,434
2400 CLUBSIDE CT	Palm Harbor	Apartments (50 units or	\$69,000,000	445,641	2000	\$1,212,252
11850 DR MARTIN LUTHER KING JR S	St. Petersburg	Apartments (50 units or	\$68,500,000	389,317	1998	\$1,434,218
930 CENTRAL AVE	St. Petersburg	Apartments (50 units or	\$68,000,000	229,794	2018	\$1,312,708
601 ROSERY RD NE	Largo	Apartments (50 units or	\$67,500,000	481,409	1971	\$1,237,965
250 CARILLON PKWY N	St. Petersburg	Apartments (50 units or	\$67,000,000	311,340	2021	\$1,299,760
3115 GRAND AVE	Pinellas Park	Apartments (50 units or	\$66,300,000	360,966	2014	\$1,420,630

Address	City	Type	Market Value	Sq Ft	Year	Annual Tax
540 TRINITY LN	St. Petersburg	Apartments (50 units or	\$65,250,000	326,964	2013	\$1,543,777
100 MAIN ST N	St. Petersburg	Apartments (50 units or	\$65,000,000	272,252	2021	\$1,239,005
1701 CENTRAL AVE	St. Petersburg	Apartments (50 units or	\$65,000,000	242,942	2020	\$1,294,781
540 CARILLON PKWY	St. Petersburg	Apartments (50 units or	\$64,500,000	345,222	1993	\$1,274,861
3301 32ND AVE S	St. Petersburg	Apartments (50 units or	\$64,000,000	327,856	2021	\$1,277,849
2790 GRAND AVE	St. Petersburg	Apartments (50 units or	\$63,250,000	330,068	2024	\$1,446,637
305 DR MARTIN LUTHER KING JR ST	St. Petersburg	Apartments (50 units or	\$63,000,000	334,092	1971	\$1,220,082
1201 SEMINOLE BLVD	Largo	Apartments (50 units or	\$62,600,000	466,554	1974	\$1,234,168
2681 ROOSEVELT BLVD	Largo	Apartments (50 units or	\$62,300,000	329,894	2014	\$1,143,029
2901 GANDY BLVD	Pinellas Park	Apartments (50 units or	\$62,050,000	305,905	2004	\$1,295,774
2701 DUNEDIN COMMONS PL	Dunedin	Apartments (50 units or	\$62,000,000	303,378	2018	\$1,091,305
4651 34TH ST S	St. Petersburg	Apartments (50 units or	\$61,500,000	264,985	2022	\$1,220,082
2098 SEMINOLE BLVD	Largo	Apartments (50 units or	\$61,400,000	294,622	2015	\$1,129,738
10800 BRIGHTON BAY BLVD NE	St. Petersburg	Apartments (50 units or	\$60,750,000	368,022	2002	\$1,235,021
10405 ADDISON WAY	Seminole	Apartments (50 units or	\$60,300,000	294,331	2018	\$912,140
12700 66TH ST	Largo	Apartments (50 units or	\$60,250,000	287,947	2017	\$1,096,511
3110 GRAND AVE	Pinellas Park	Apartments (50 units or	\$60,100,000	293,215	2020	\$1,263,249
1601 CENTRAL AVE	St. Petersburg	Apartments (50 units or	\$60,000,000	254,752	2020	\$1,141,399
10901 BRIGHTON BAY BLVD NE	St. Petersburg	Apartments (50 units or	\$60,000,000	353,870	2000	\$1,189,206
221 MAIN ST N	St. Petersburg	Apartments (50 units or	\$60,000,000	245,291	2024	\$1,191,198
19135 US HIGHWAY 19 N	Clearwater	Apartments (50 units or	\$60,000,000	402,484	1971	\$1,006,314
8851 US HIGHWAY 19 N	Pinellas Park	Apartments (50 units or	\$59,750,000	288,110	2019	\$1,196,099
2168 DRUID RD	Clearwater	Apartments (50 units or	\$54,750,000	264,733	2014	\$986,962
160 16TH ST N	St. Petersburg	Apartments (50 units or	\$53,500,000	199,960	2020	\$1,025,865
11401 DR MARTIN LUTHER KING JR S	St. Petersburg	Apartments (50 units or	\$53,000,000	282,824	1981	\$995,985

Address	City	Type	Market Value	Sq Ft	Year	Annual Tax
1699 68TH ST N	St. Petersburg	Apartments (50 units or	\$52,000,000	352,412	1972	\$1,044,788
1624 CLEARWATER-LARGO RD	Largo	Apartments (50 units or	\$51,200,000	285,104	2022	\$977,841
2770 ROOSEVELT BLVD	Largo	Apartments (50 units or	\$51,200,000	308,338	1975	\$850,627
101 IMPERIAL PALM DR	Largo	Apartments (50 units or	\$50,800,000	504,945	1969	\$984,012
5501 110TH AVE N	Pinellas Park	Apartments (50 units or	\$50,750,000	327,150	2000	\$1,013,212
100 PARK PLACE BLVD	Clearwater	Apartments (50 units or	\$50,100,000	285,325	1998	\$942,452
2652 N MCMULLEN BOOTH RD	Clearwater	Apartments (50 units or	\$49,600,000	300,041	1989	\$841,821
190 112TH AVE N	St. Petersburg	Apartments (50 units or	\$49,500,000	294,007	1989	\$921,286
1900 54TH AVE S	St. Petersburg	Apartments (50 units or	\$49,000,000	520,633	1974	\$912,322
10475 GANDY BLVD N	St. Petersburg	Apartments (50 units or	\$48,400,000	303,076	2010	\$990,009
5700 22ND ST N	St. Petersburg	Apartments (50 units or	\$47,600,000	286,325	2002	\$926,266
100 OLD VILLAGE WAY	Oldsmar	Apartments (50 units or	\$47,500,000	385,210	1984	\$788,274
2307 CUMBERLAND CIR	Dunedin	Apartments (50 units or	\$47,250,000	366,594	1985	\$822,879
1515 COUNTY ROAD 1	Dunedin	Apartments (50 units or	\$47,149,116	319,370	2009	\$781,959
1245 JORDAN PARK ST S	St. Petersburg	Apartments (50 units or	\$46,988,734	315,381		\$875,226
13621 FEATHER SOUND CIR E	Clearwater	Apartments (50 units or	\$45,500,000	251,941	1985	\$842,138
3975 COUNTRY PLACE LN	Palm Harbor	Apartments (50 units or	\$43,800,000	274,667	1984	\$766,346
5475 3RD LN N	St. Petersburg	Apartments (50 units or	\$43,750,000	482,743	2024	\$1,792,773
1185 S PINELLAS AVE	Tarpon Springs	Apartments (50 units or	\$43,500,000	209,429	2020	\$795,872
1035 ARLINGTON AVE N	St. Petersburg	Apartments (50 units or	\$43,339,728	207,851	1969	\$787,517
999 ROSERY RD NW	Largo	Apartments (50 units or	\$42,950,000	270,381	2020	\$789,393
11150 4TH ST N	St. Petersburg	Apartments (50 units or	\$42,450,000	223,813	1983	\$796,788
2540 ROY HANNA DR S	St. Petersburg	Apartments (50 units or	\$42,000,000	345,747	1973	\$844,595
7501 ULMERTON RD	Largo	Apartments (50 units or	\$40,975,000	322,812	1992	\$801,260
101 S OLD COACHMAN RD	Clearwater	Apartments (50 units or	\$40,600,000	219,296	1990	\$711,193

Address	City	Type	Market Value	Sq Ft	Year	Annual Tax
401 ROSERY RD NE	Largo	Apartments (50 units or	\$40,500,000	259,819	1969	\$678,792
111 73RD AVE N	St. Petersburg	Apartments (50 units or	\$40,000,000	367,727	1973	\$816,708
205 KATHERINE BLVD	Palm Harbor	Apartments (50 units or	\$39,400,000	235,750	1997	\$658,931
150 EAST LAKE CLUB DR	Oldsmar	Apartments (50 units or	\$39,184,177	261,937	1997	\$631,583
16321 BOLESTA RD	Largo	Apartments (50 units or	\$39,100,000	329,616	1987	\$729,108
11850 DR MARTIN LUTHER KING JR S	St. Petersburg	Apartments (50 units or	\$39,000,000	214,562	2004	\$816,708
901 CLEVELAND ST	Clearwater	Apartments (50 units or	\$39,000,000	294,396	2017	\$856,581
3110 GRAND AVE	Pinellas Park	Apartments (50 units or	\$38,600,000	242,396	2022	\$808,941
2680 54TH AVE S	St. Petersburg	Apartments (50 units or	\$38,500,000	331,886	1972	\$617,511
14330 58TH ST N	Largo	Apartments (50 units or	\$38,200,000	309,304	2005	\$725,311
6465 142ND AVE N	Largo	Apartments (50 units or	\$37,750,000	232,442	1985	\$649,362
1515 EDEN ISLE BLVD NE	St. Petersburg	Apartments (50 units or	\$37,700,000	238,124	1968	\$778,860
12001 DR MARTIN LUTHER KING JR S	St. Petersburg	Apartments (50 units or	\$37,300,000	262,088	1989	\$748,981
31790 US HIGHWAY 19 N	Palm Harbor	Apartments (50 units or	\$37,250,000	217,205	1986	\$645,391
50 KENDRA WAY	Palm Harbor	Apartments (50 units or	\$36,800,000	214,098	1991	\$628,241
12800 VONN RD	Largo	Apartments (50 units or	\$36,500,000	267,561	1974	\$645,565
411 77TH AVE N	St. Petersburg	Apartments (50 units or	\$36,200,000	368,400	1973	\$727,069
1500 SEAGULL DR	Palm Harbor	Apartments (50 units or	\$35,750,000	235,439	1995	\$582,174
1050 3RD AVE N	St. Petersburg	Apartments (50 units or	\$34,548,312	100,877	1981	\$664,726
101 PARK PLACE BLVD	Clearwater	Apartments (50 units or	\$33,900,000	181,152	1998	\$638,623
2545 NE COACHMAN RD	Clearwater	Apartments (50 units or	\$33,750,000	212,212	1984	\$650,234
2148 54TH AVE S	St. Petersburg	Apartments (50 units or	\$33,500,000	282,584	1973	\$589,623
1100 S MISSOURI AVE	Clearwater	Apartments (50 units or	\$33,449,169	192,440	2000	\$585,526
2690 DREW ST	Clearwater	Apartments (50 units or	\$33,350,000	442,114	1975	\$582,501
8500 BELCHER RD	Pinellas Park	Apartments (50 units or	\$33,200,000	176,012	1988	\$717,660

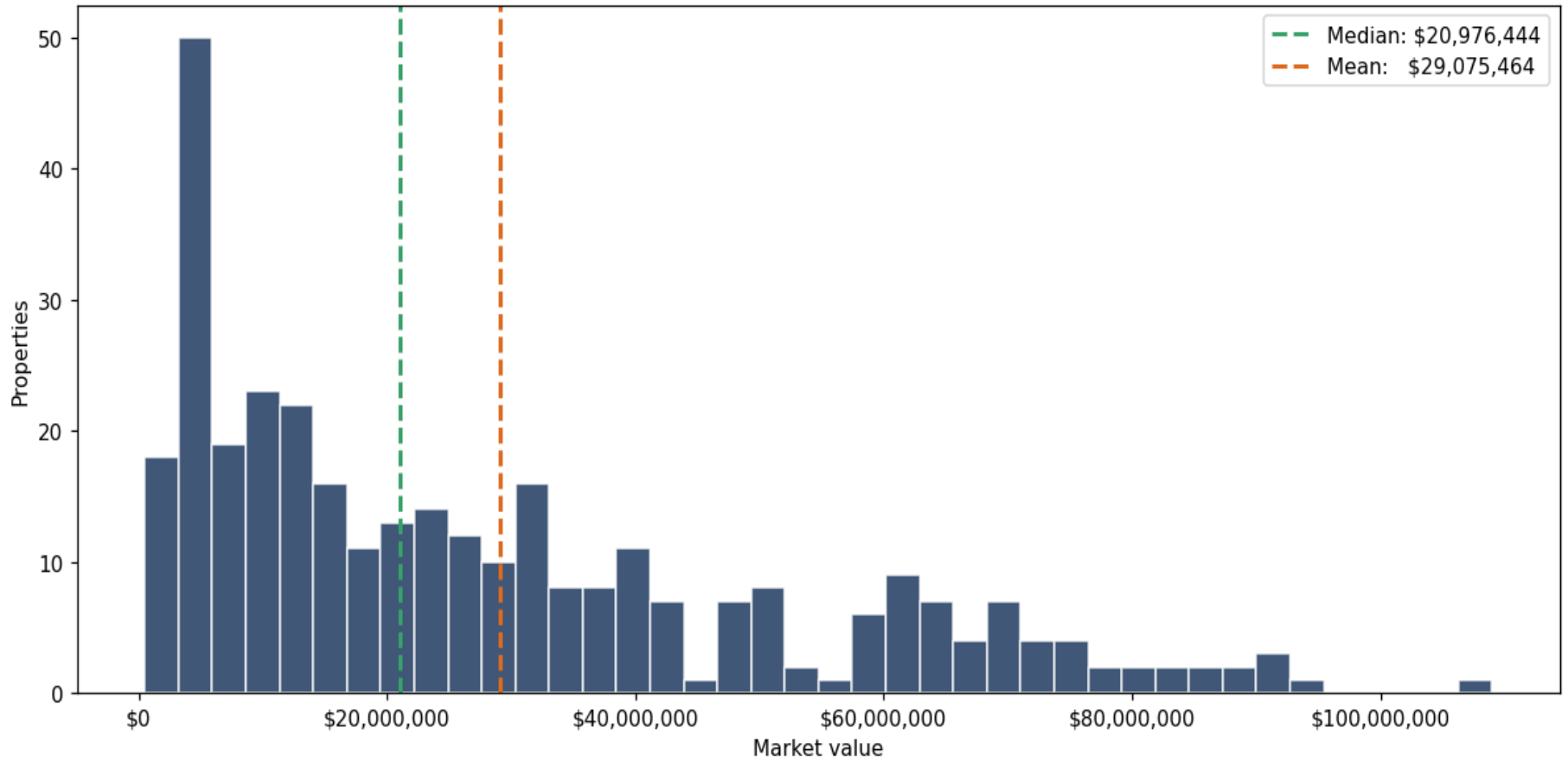
Address	City	Type	Market Value	Sq Ft	Year	Annual Tax
8400 49TH ST N	Pinellas Park	Apartments (50 units or	\$33,000,000	226,815	1984	\$655,756
2550 STAG RUN BLVD	Clearwater	Apartments (50 units or	\$32,750,000	210,510	1985	\$615,400
17368 US HIGHWAY 19 N	Largo	Apartments (50 units or	\$32,750,000	204,562	1973	\$579,110
3021 STATE ROAD 590	Clearwater	Apartments (50 units or	\$32,525,000	208,889	1991	\$631,849
1885 SHORE DR S	South Pasadena	Apartments (50 units or	\$32,175,000	239,925	1962	\$622,649
1100 CLEVELAND ST	Clearwater	Apartments (50 units or	\$32,000,000	181,802	1972	\$554,796
600 STARKEY RD	Largo	Apartments (50 units or	\$31,725,000	211,590	1976	\$531,642
501 116TH AVE N	St. Petersburg	Apartments (50 units or	\$31,475,500	247,712	1975	\$717,109
440 4TH AVE N	St. Petersburg	Apartments (50 units or	\$31,468,999	174,864	1981	\$571,468
2480 CYPRESS POND RD	Palm Harbor	Apartments (50 units or	\$31,400,000	207,727	1982	\$550,613
31177 US HIGHWAY 19 N	Palm Harbor	Apartments (50 units or	\$31,350,000	219,762	1991	\$541,587
3901 38TH AVE S	St. Petersburg	Apartments (50 units or	\$31,250,000	365,303	1971	\$562,732
10980 OAK ST NE	St. Petersburg	Apartments (50 units or	\$31,000,000	167,915	2016	\$619,503
503 FAIRWOOD AVE	Clearwater	Apartments (50 units or	\$31,000,000	205,474	1974	\$507,995
550 1ST AVE S	St. Petersburg	Apartments (50 units or	\$30,919,291	176,806	1968	\$553,012
12001 BELCHER RD S	Pinellas Park	Apartments (50 units or	\$30,400,000	211,472	1984	\$611,750
1400 SEAGULL DR	Palm Harbor	Apartments (50 units or	\$30,250,000	200,518	1996	\$496,427
1300 102ND AVE N	St. Petersburg	Apartments (50 units or	\$30,100,000	243,327	1973	\$599,583
1200 102ND AVE N	St. Petersburg	Apartments (50 units or	\$30,000,000	252,315	1973	\$597,591
2481 NE COACHMAN RD	Clearwater	Apartments (50 units or	\$29,350,000	179,081	1985	\$567,987
7049 ULMERTON RD	Largo	Apartments (50 units or	\$29,000,000	252,641	1974	\$659,805
2045 EAST BAY DR	Largo	Apartments (50 units or	\$28,500,000	256,864	1972	\$526,895
10200 122ND AVE	Largo	Apartments (50 units or	\$28,287,466	238,926	1971	\$466,649
1589 STARLIGHT CV	Tarpon Springs	Apartments (50 units or	\$28,000,000	323,316	2001	\$534,976
2738 ROOSEVELT BLVD	Largo	Apartments (50 units or	\$28,000,000	200,206	1974	\$472,781

Address	City	Type	Market Value	Sq Ft	Year	Annual Tax
3660 EAST BAY DR	Largo	Apartments (50 units or	\$27,750,000	154,356	1986	\$549,679
530 FAIRWOOD AVE	Clearwater	Apartments (50 units or	\$27,500,000	152,700	1973	\$493,481
10600 4TH ST N	St. Petersburg	Apartments (50 units or	\$27,500,000	166,650	1986	\$569,703
500 110TH AVE N	St. Petersburg	Apartments (50 units or	\$27,350,000	159,100	1986	\$527,872
12000 4TH ST N	St. Petersburg	Apartments (50 units or	\$26,700,000	192,431	1987	\$537,832
1820 SUNSET POINT RD	Clearwater	Apartments (50 units or	\$26,500,000	217,400	1972	\$503,157
25 N BELCHER RD	Clearwater	Apartments (50 units or	\$26,275,000	146,403	1985	\$503,157
11800 DR MARTIN LUTHER KING JR S	St. Petersburg	Apartments (50 units or	\$26,000,000	118,476	2013	\$517,912
555 DR MARTIN LUTHER KING JR ST	St. Petersburg	Apartments (50 units or	\$25,700,000	150,336	2020	\$522,892
4701 88TH AVE	Pinellas Park	Apartments (50 units or	\$25,675,000	163,858	1988	\$488,932
2200 GLADYS ST	Largo	Apartments (50 units or	\$25,600,000	163,440	1975	\$431,959
10501 3RD ST N	St. Petersburg	Apartments (50 units or	\$25,350,000	194,566	1974	\$510,940
3100 CENTRAL AVE	St. Petersburg	Apartments (50 units or	\$25,000,000	116,076	2021	\$493,013
1121 DRUID RD E	Clearwater	Apartments (50 units or	\$24,400,000	157,475	1949	\$454,777
21227 US HIGHWAY 19 N	Clearwater	Apartments (50 units or	\$24,400,000	220,747	1973	\$441,230
1763 MAIN ST	Dunedin	Apartments (50 units or	\$24,150,000	174,069	1973	\$398,238
11725 DR MARTIN LUTHER KING JR S	St. Petersburg	Apartments (50 units or	\$23,700,000	331,376	1973	\$486,041
4100 62ND AVE N	Pinellas Park	Apartments (50 units or	\$23,674,056	172,618	1999	\$493,039
540 2ND AVE S	St. Petersburg	Apartments (50 units or	\$23,461,317	93,327	1981	\$424,898
2909 GULF TO BAY BLVD	Clearwater	Apartments (50 units or	\$23,200,000	190,525	1970	\$443,165
2900 DREW ST	Clearwater	Apartments (50 units or	\$23,200,000	368,411	1998	\$447,036
11411 ULMERTON RD	Largo	Apartments (50 units or	\$23,061,246	148,681	2014	\$396,476
106 HAMPTON RD	Clearwater	Apartments (50 units or	\$23,000,000	121,651	2013	\$425,748
250 58TH ST N	St. Petersburg	Apartments (50 units or	\$22,948,569	142,339	1971	\$405,457
11400 4TH ST N	St. Petersburg	Apartments (50 units or	\$22,750,000	143,563	1981	\$453,173

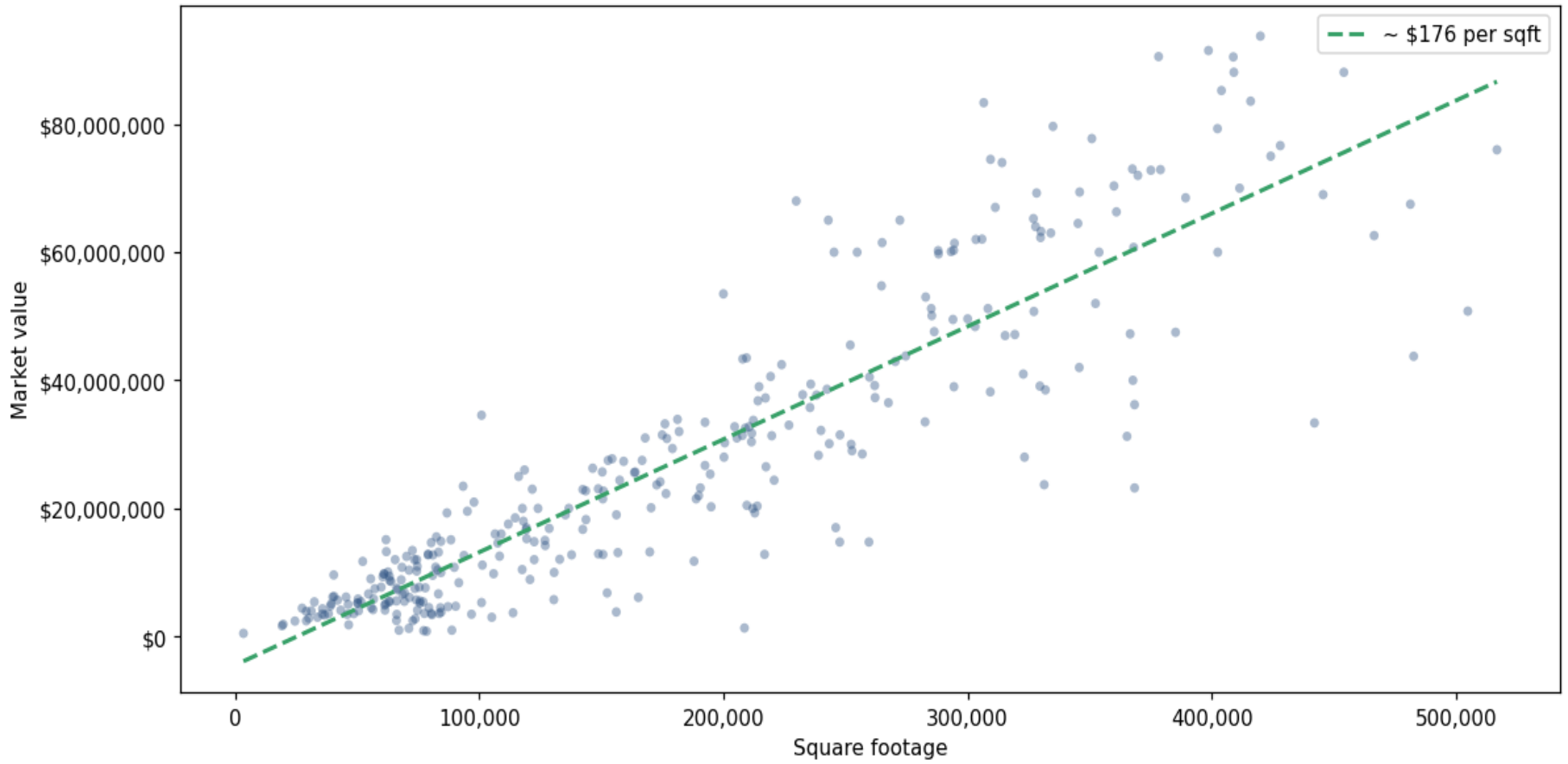
Address	City	Type	Market Value	Sq Ft	Year	Annual Tax
2035 PHILIPPE PKWY	Safety Harbor	Apartments (50 units or	\$22,700,000	150,846	1974	\$383,178
301 N BELCHER RD	Largo	Apartments (50 units or	\$22,300,000	176,436	1972	\$393,984
1175 PINELLAS POINT DR S	St. Petersburg	Apartments (50 units or	\$22,000,000	189,848	1972	\$438,233
257 MILWAUKEE AVE	Dunedin	Apartments (50 units or	\$21,500,000	150,574	1973	\$378,437
2100 NURSERY RD	Clearwater	Apartments (50 units or	\$21,500,000	188,788	1968	\$411,234
1000 BURLINGTON AVE N	St. Petersburg	Apartments (50 units or	\$20,976,444	97,777	1983	\$386,503
200 78TH AVE N	St. Petersburg	Apartments (50 units or	\$20,475,000	209,552	1974	\$436,241
12100 PARK BLVD	Seminole	Apartments (50 units or	\$20,350,000	213,840	1971	\$368,394
12012 PARK BLVD	Seminole	Apartments (50 units or	\$20,250,000	194,929	1978	\$366,584
200 STARCREST DR	Clearwater	Apartments (50 units or	\$20,100,000	170,332	1974	\$392,850
2480 CYPRESS POND RD	Palm Harbor	Apartments (50 units or	\$20,000,000	136,640	1985	\$352,483
6550 150TH AVE N	Largo	Apartments (50 units or	\$20,000,000	117,618	1985	\$343,668
2065 N HIGHLAND AVE	Clearwater	Apartments (50 units or	\$20,000,000	211,996	1970	\$377,368
555 S BELCHER RD	Largo	Apartments (50 units or	\$20,000,000	123,992	1980	\$393,984
13101 BELCHER RD S	Largo	Apartments (50 units or	\$19,554,559	95,066	2018	\$315,430
551 N SATURN AVE	Clearwater	Apartments (50 units or	\$19,300,000	212,832	1972	\$373,497
966 DOUGLAS AVE	Dunedin	Apartments (50 units or	\$19,300,000	86,702	2018	\$334,432
444 N PAULA DR	Dunedin	Apartments (50 units or	\$19,000,000	135,248	1972	\$334,432
5701 6TH AVE N	St. Petersburg	Apartments (50 units or	\$19,000,000	156,138	1968	\$392,418
9790 HAMLIN BLVD	Seminole	Apartments (50 units or	\$18,525,000	114,648	1971	\$292,783
612 GROVE CT	Dunedin	Apartments (50 units or	\$18,250,000	143,651	1973	\$311,550
2692 ENTERPRISE RD E	Clearwater	Apartments (50 units or	\$18,000,000	118,021	1985	\$358,016
11901 118TH AVE N	St. Petersburg	Apartments (50 units or	\$17,550,000	111,830	2013	\$349,591
6699 31ST ST S	St. Petersburg	Apartments (50 units or	\$17,000,000	245,978	1969	\$347,599
13200 49TH ST N	Pinellas Park	Apartments (50 units or	\$17,000,000	119,269	1986	\$344,110

Address	City	Type	Market Value	Sq Ft	Year	Annual Tax
6800 PARK ST S	South Pasadena	Apartments (50 units or	\$16,877,918	128,596	1970	\$276,707
2175 62ND ST N	Largo	Apartments (50 units or	\$16,725,000	142,346	1984	\$327,529
200 72ND AVE N	St. Petersburg	Apartments (50 units or	\$16,690,826	119,134	1971	\$307,649
7533 38TH AVE N	St. Petersburg	Apartments (50 units or	\$16,000,000	108,952	1971	\$326,683
2775 ENTERPRISE RD E	Clearwater	Apartments (50 units or	\$16,000,000	106,412	1984	\$319,311
2717 SEVILLE BLVD	Clearwater	Apartments (50 units or	\$15,550,000	82,370	2009	\$313,506
8384 BAYOU BOARDWALK	Seminole	Apartments (50 units or	\$15,274,414	119,339	1992	\$247,160
1223 3RD AVE N	St. Petersburg	Apartments (50 units or	\$15,116,591	61,736	1976	\$285,796
10491 GANDY BLVD N	St. Petersburg	Apartments (50 units or	\$15,100,000	88,338	2023	\$300,787
6321 113TH ST	Seminole	Apartments (50 units or	\$15,000,000	126,858	1973	\$280,595
7650 58TH ST N	Pinellas Park	Apartments (50 units or	\$14,857,689	84,239	2011	\$283,219
2159 NURSERY RD	Clearwater	Apartments (50 units or	\$14,800,000	122,466	1973	\$276,736

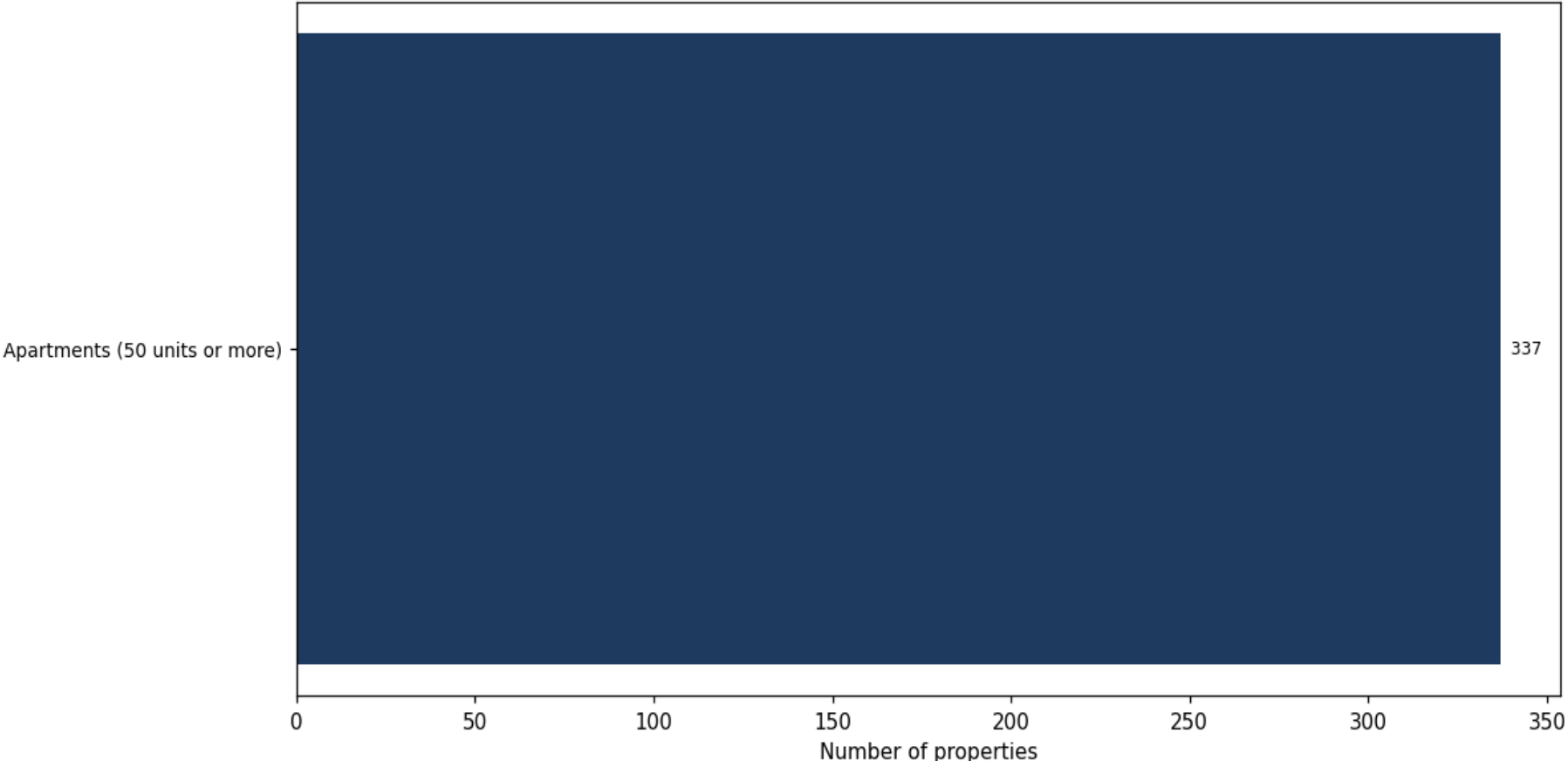
**Market value distribution (n=337, top 1% trimmed for readability)**



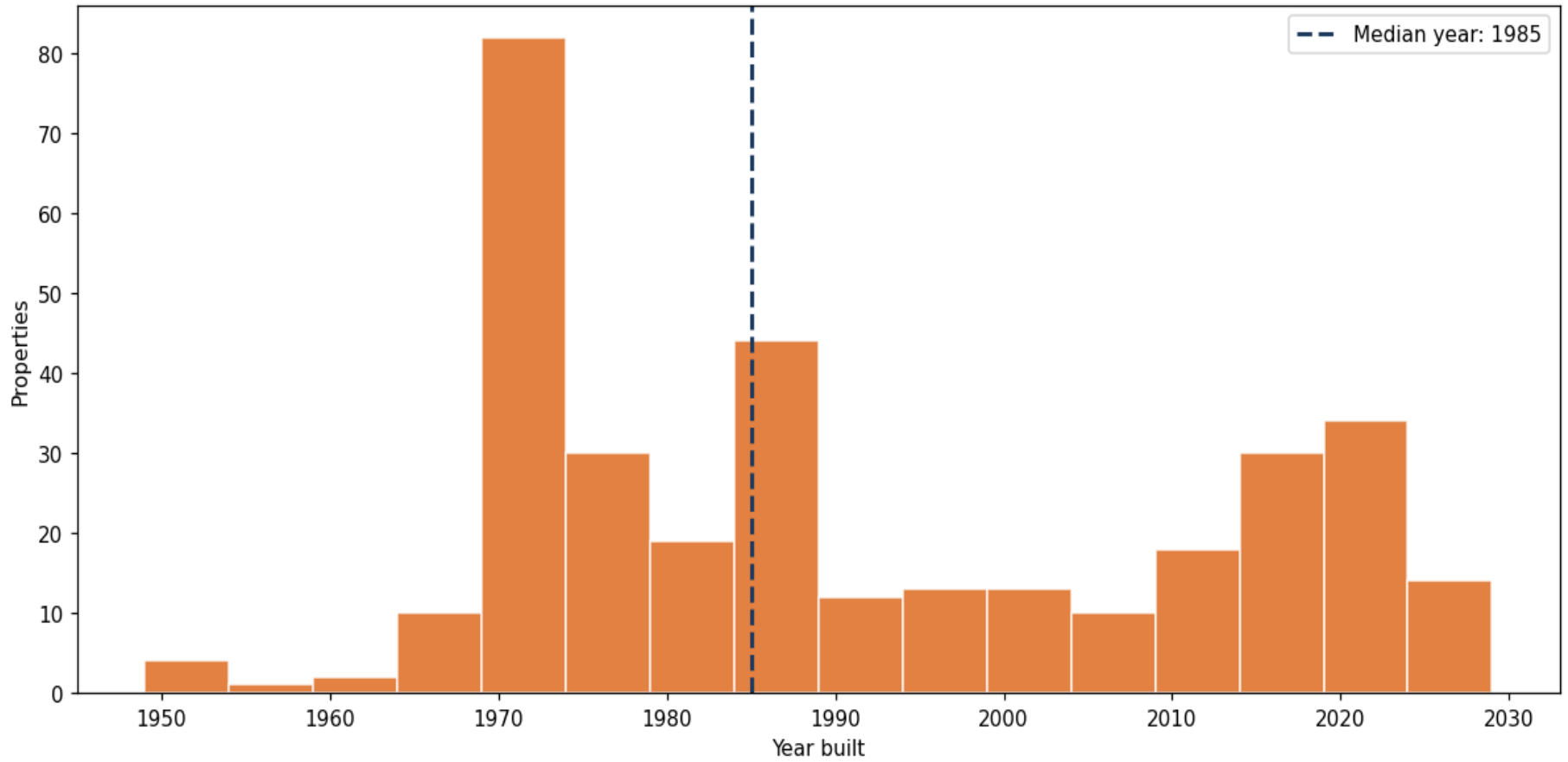
**Building size vs. market value (n=329, outliers trimmed)**



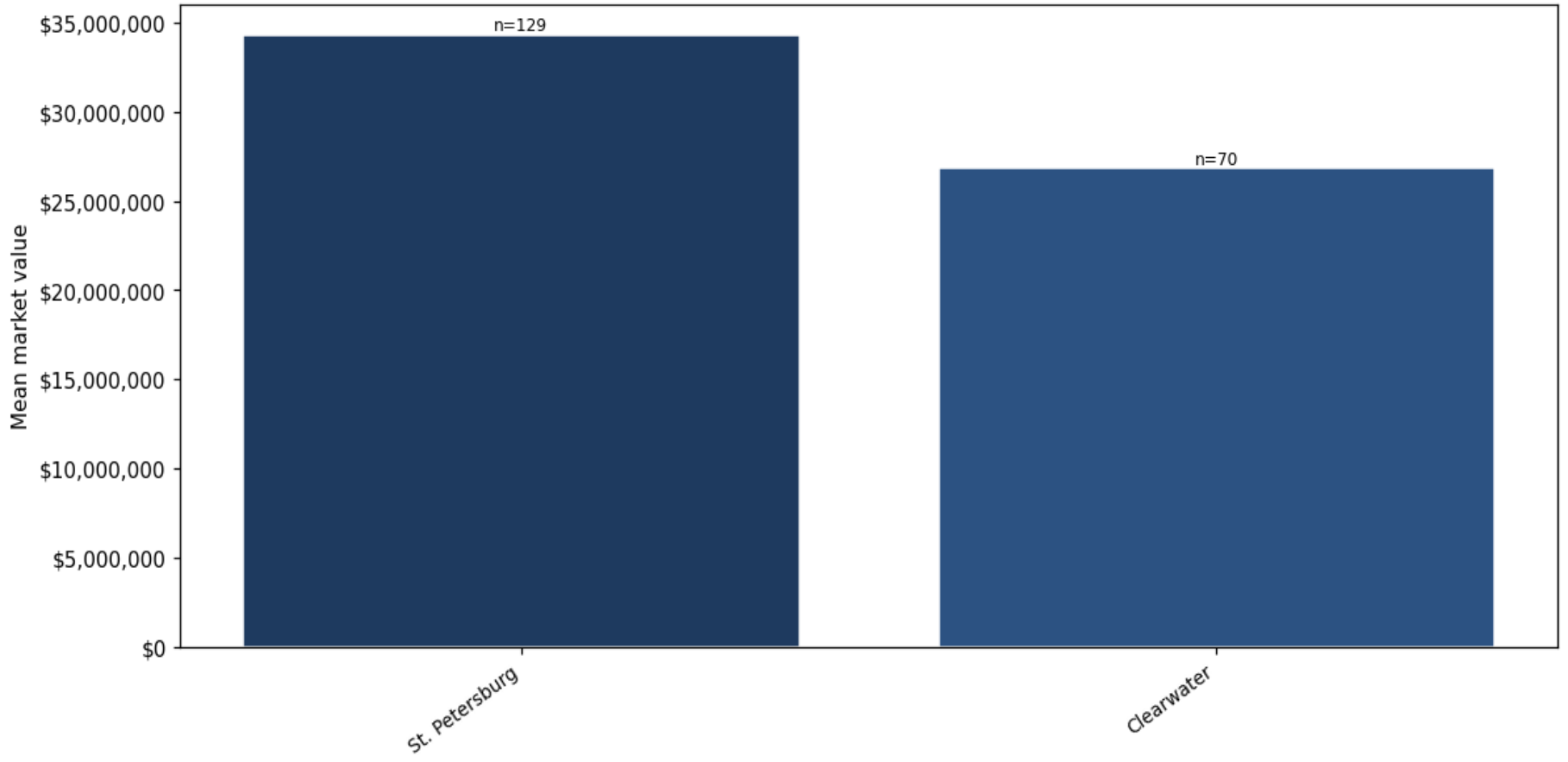
# Top property types by count



**Year built distribution (5-year buckets)**



**Mean market value by city (cities with  $\geq 50$  matches)**



**Market value vs. assessed value (gap = untaxed appreciation)**

