

# Pinellas Property Market Report

558 matching properties • May 30, 2026

Filters applied	Headline numbers
Property type: Apartments (10 - 49 units)	Properties matched: 558
	Median market value: \$1,215,000
	Mean market value: \$1,518,082
	Min / Max: \$128,609 / \$7,400,000
	Mean square footage: 12,456

## Top 200 properties by market value

Address	City	Type	Market Value	Sq Ft	Year	Annual Tax
2942 WEST BAY DR	Belleair Bluffs	Apartments (10 - 49 unit)	\$7,400,000	33,395	1972	\$139,247
1212 BURLINGTON AVE N	St. Petersburg	Apartments (10 - 49 unit)	\$5,813,420	23,118	1982	\$110,581
10770 US HIGHWAY 19 N # 605	Pinellas Park	Apartments (10 - 49 unit)	\$4,950,000	43,951	2000	\$109,118
550 50TH AVE N	St. Petersburg	Apartments (10 - 49 unit)	\$4,800,000	32,912	1969	\$95,615
1505 PASS A GRILLE WAY	St. Pete Beach	Apartments (10 - 49 unit)	\$4,675,000	22,701	1973	\$77,560
1450 S MARTIN LUTHER KING JR AVE	Clearwater	Apartments (10 - 49 unit)	\$4,667,976	49,632	1982	\$79,295
1167 TURNER ST	Clearwater	Apartments (10 - 49 unit)	\$4,473,795	33,327	1991	\$78,577
101 2ND AVE N	Safety Harbor	Apartments (10 - 49 unit)	\$4,450,000	22,175	2019	\$81,861
3491 62ND AVE N	Pinellas Park	Apartments (10 - 49 unit)	\$4,400,000	33,209	1988	\$94,219
300 JONES ST	Clearwater	Apartments (10 - 49 unit)	\$4,300,000	33,964	1958	\$83,214
4071 76TH AVE N	Pinellas Park	Apartments (10 - 49 unit)	\$4,250,000	30,240	1982	\$90,232
6227 66TH LN N	Pinellas Park	Apartments (10 - 49 unit)	\$4,235,706	19,988	2021	\$82,779
3855 9TH AVE N	St. Petersburg	Apartments (10 - 49 unit)	\$4,225,000	23,696	1972	\$84,161

Address	City	Type	Market Value	Sq Ft	Year	Annual Tax
1500 WEST BAY DR	Largo	Apartments (10 - 49 unit	\$4,200,000	28,920	1969	\$81,170
301 4TH AVE N	St. Petersburg	Apartments (10 - 49 unit	\$4,025,000	19,850	1950	\$80,177
401 7TH AVE S	St. Petersburg	Apartments (10 - 49 unit	\$4,020,095	22,407	1996	\$73,677
3556 66TH ST N	St. Petersburg	Apartments (10 - 49 unit	\$4,000,000	33,028	1968	\$79,679
3801 9TH AVE N	St. Petersburg	Apartments (10 - 49 unit	\$3,940,000	24,758	1965	\$78,484
357 5TH ST S	St. Petersburg	Apartments (10 - 49 unit	\$3,925,000	23,357	2022	\$80,177
6040 31ST ST N	St. Petersburg	Apartments (10 - 49 unit	\$3,829,417	24,230	2014	\$74,745
1203 3RD TER N	St. Petersburg	Apartments (10 - 49 unit	\$3,801,780	22,224	2008	\$69,451
3103 48TH AVE S	St. Petersburg	Apartments (10 - 49 unit	\$3,750,000	25,296	1984	\$74,699
2657 STATE ROAD 590	Clearwater	Apartments (10 - 49 unit	\$3,725,472	33,088	1983	\$65,408
7133 72ND AVE N	Pinellas Park	Apartments (10 - 49 unit	\$3,715,481	26,411	1985	\$74,170
1101 HOLT AVE	Clearwater	Apartments (10 - 49 unit	\$3,685,109	18,703	2012	\$64,806
1142 SUNSET POINT RD	Clearwater	Apartments (10 - 49 unit	\$3,650,000	22,746	1973	\$96,761
2675 50TH AVE N	St. Petersburg	Apartments (10 - 49 unit	\$3,640,000	53,684	2005	\$76,632
4888 21ST AVE N	St. Petersburg	Apartments (10 - 49 unit	\$3,637,385	32,020	1965	\$66,240
1309 FREEMONT ST S	Gulfport	Apartments (10 - 49 unit	\$3,634,155	31,984	1975	\$57,596
1900 1ST ST	Indian Rocks Beach	Apartments (10 - 49 unit	\$3,625,000	31,264	1985	\$65,056
131 41ST AVE N	St. Petersburg	Apartments (10 - 49 unit	\$3,625,000	30,774	1975	\$75,197
311 S BETTY LN	Clearwater	Apartments (10 - 49 unit	\$3,610,000	28,060	1970	\$72,571
802 MANGO ST	Tarpon Springs	Apartments (10 - 49 unit	\$3,540,269	25,827	2013	\$59,757
145 116TH AVE	Treasure Island	Apartments (10 - 49 unit	\$3,450,000	12,616	1987	\$57,098
2503 50TH AVE N	St. Petersburg	Apartments (10 - 49 unit	\$3,425,222	24,255	2013	\$67,054
646 88TH AVE N	St. Petersburg	Apartments (10 - 49 unit	\$3,400,000	28,260	1972	\$67,727
635 12TH AVE NE	St. Petersburg	Apartments (10 - 49 unit	\$3,400,000	14,363	1929	\$67,727
2800 4TH ST S	St. Petersburg	Apartments (10 - 49 unit	\$3,400,000	21,840	1963	\$67,727

Address	City	Type	Market Value	Sq Ft	Year	Annual Tax
402 E MORGAN ST	Tarpon Springs	Apartments (10 - 49 unit	\$3,377,496	25,072	2011	\$57,838
700 3RD AVE S	St. Petersburg	Apartments (10 - 49 unit	\$3,375,000	17,576	2023	\$69,719
343 S GROSSE AVE	Tarpon Springs	Apartments (10 - 49 unit	\$3,372,097	20,700	2011	\$58,649
4150 78TH AVE N	Pinellas Park	Apartments (10 - 49 unit	\$3,300,000	34,229	1984	\$69,772
3900 55TH ST N	St. Petersburg	Apartments (10 - 49 unit	\$3,271,201	28,776	1985	\$60,509
9402 LYNN LN	Seminole	Apartments (10 - 49 unit	\$3,250,000	31,140	1984	\$60,254
4701 31ST ST S	St. Petersburg	Apartments (10 - 49 unit	\$3,250,000	22,824	1987	\$64,739
1830 DR MARTIN LUTHER KING JR ST	St. Petersburg	Apartments (10 - 49 unit	\$3,200,000	40,690	1974	\$65,735
1260 ENGMAN ST	Clearwater	Apartments (10 - 49 unit	\$3,182,438	25,194	1956	\$55,137
9625 66TH ST	Pinellas Park	Apartments (10 - 49 unit	\$3,156,045	17,622	2019	\$61,171
327 34TH AVE N	St. Petersburg	Apartments (10 - 49 unit	\$3,100,000	41,224	1972	\$65,735
158 RIDGE RD N	Largo	Apartments (10 - 49 unit	\$3,100,000	30,270	2017	\$60,759
9101 DR MARTIN LUTHER KING JR ST	St. Petersburg	Apartments (10 - 49 unit	\$3,062,217	22,160	1986	\$56,089
5860 31ST ST N	St. Petersburg	Apartments (10 - 49 unit	\$3,045,084	18,810	2010	\$58,890
30 LIBERTY WAY	Palm Harbor	Apartments (10 - 49 unit	\$3,025,000	37,940	1970	\$55,513
4520 76TH AVE N	Pinellas Park	Apartments (10 - 49 unit	\$3,000,000	22,680	1981	\$62,953
3315 31ST AVE N	St. Petersburg	Apartments (10 - 49 unit	\$3,000,000	19,020	1963	\$59,759
1029 BURLINGTON AVE N	St. Petersburg	Apartments (10 - 49 unit	\$2,987,256	10,924	2001	\$56,748
4601 22ND AVE S	St. Petersburg	Apartments (10 - 49 unit	\$2,975,000	29,642	1971	\$62,747
360 13TH AVE NE	St. Petersburg	Apartments (10 - 49 unit	\$2,950,000	21,864	1925	\$59,759
500 S WALTON AVE	Tarpon Springs	Apartments (10 - 49 unit	\$2,907,241	21,047	1983	\$50,587
15 N FERNWOOD AVE	Clearwater	Apartments (10 - 49 unit	\$2,885,000	26,648	1972	\$57,766
6450 78TH AVE N	Pinellas Park	Apartments (10 - 49 unit	\$2,875,000	30,900	1978	\$62,428
4952 91ST AVE	Pinellas Park	Apartments (10 - 49 unit	\$2,855,903	21,816	1986	\$56,113
425 2ND ST N	St. Petersburg	Apartments (10 - 49 unit	\$2,800,000	7,440	1956	\$55,775

Address	City	Type	Market Value	Sq Ft	Year	Annual Tax
216 30TH AVE N	St. Petersburg	Apartments (10 - 49 unit	\$2,800,000	16,772	1951	\$59,261
4680 73RD AVE N	Pinellas Park	Apartments (10 - 49 unit	\$2,800,000	17,514	1984	\$56,867
3190 75TH ST N	St. Petersburg	Apartments (10 - 49 unit	\$2,799,807	18,628	1979	\$51,568
4701 68TH ST N	St. Petersburg	Apartments (10 - 49 unit	\$2,750,000	25,740	1971	\$57,895
DR MARTIN LUTHER KING JR ST S	St. Petersburg	Apartments (10 - 49 unit	\$2,750,000	34,681	2024	\$54,779
446 2ND ST N	St. Petersburg	Apartments (10 - 49 unit	\$2,750,000	26,105	1927	\$58,763
3470 24TH AVE S	St. Petersburg	Apartments (10 - 49 unit	\$2,739,586	19,065	2011	\$49,685
8701 4TH ST N	St. Petersburg	Apartments (10 - 49 unit	\$2,700,000	36,702	1973	\$60,755
55 JASPER ST	Largo	Apartments (10 - 49 unit	\$2,700,000	21,840	1971	\$51,265
330 GROVE ST N	St. Petersburg	Apartments (10 - 49 unit	\$2,675,000	13,501	1925	\$49,301
506 GROVE ST N	St. Petersburg	Apartments (10 - 49 unit	\$2,652,102	11,708	2021	\$49,607
4249 76TH AVE N	Pinellas Park	Apartments (10 - 49 unit	\$2,650,000	14,144	1972	\$58,756
4130 34TH AVE S	St. Petersburg	Apartments (10 - 49 unit	\$2,637,309	16,929	2019	\$48,275
910 WOODLAWN ST	Clearwater	Apartments (10 - 49 unit	\$2,621,773	24,354	1984	\$46,262
7101 53RD ST N	Pinellas Park	Apartments (10 - 49 unit	\$2,608,443	19,080	1995	\$50,348
850 34TH AVE S	St. Petersburg	Apartments (10 - 49 unit	\$2,600,000	18,682	1968	\$51,791
1501 16TH ST N	St. Petersburg	Apartments (10 - 49 unit	\$2,600,000	19,547	1973	\$53,285
3300 OAK ST NE	St. Petersburg	Apartments (10 - 49 unit	\$2,575,000	14,080	1971	\$51,791
344 4TH ST S	St. Petersburg	Apartments (10 - 49 unit	\$2,550,000	11,440	1920	\$50,795
1101 S MARTIN LUTHER KING JR AVE	Clearwater	Apartments (10 - 49 unit	\$2,550,000	27,831	1981	\$59,992
7802 BELCHER RD	Pinellas Park	Apartments (10 - 49 unit	\$2,540,000	28,672	1985	\$55,608
1007 ARLINGTON AVE N	St. Petersburg	Apartments (10 - 49 unit	\$2,535,508	10,720	2011	\$47,523
2550 52ND AVE N	St. Petersburg	Apartments (10 - 49 unit	\$2,531,897	20,656	2001	\$48,691
4901 37TH ST N	St. Petersburg	Apartments (10 - 49 unit	\$2,531,524	14,570	1982	\$51,511
426 PARIS AVE S	St. Petersburg	Apartments (10 - 49 unit	\$2,515,980	18,438	1999	\$46,443

Address	City	Type	Market Value	Sq Ft	Year	Annual Tax
150 41ST AVE N	St. Petersburg	Apartments (10 - 49 unit	\$2,510,000	27,403	1974	\$52,986
2700 52ND AVE N	St. Petersburg	Apartments (10 - 49 unit	\$2,500,358	22,218	1998	\$47,398
4771 100TH WAY N	Seminole	Apartments (10 - 49 unit	\$2,500,000	12,552	1977	\$42,258
3010 58TH AVE S	St. Petersburg	Apartments (10 - 49 unit	\$2,500,000	27,357	1984	\$50,994
225 5TH AVE NE	St. Petersburg	Apartments (10 - 49 unit	\$2,500,000	13,243	1973	\$49,799
1015 10TH AVE N	St. Petersburg	Apartments (10 - 49 unit	\$2,450,000	13,092	1924	\$48,803
5900 22ND AVE N	St. Petersburg	Apartments (10 - 49 unit	\$2,450,000	16,240	1969	\$48,803
5701 21ST AVE N	St. Petersburg	Apartments (10 - 49 unit	\$2,435,000	18,480	1971	\$50,795
3103 37TH ST N	St. Petersburg	Apartments (10 - 49 unit	\$2,425,000	27,664	1973	\$49,301
6810 PARK ST S	South Pasadena	Apartments (10 - 49 unit	\$2,400,000	14,910	1972	\$46,606
850 5TH AVE S	St. Petersburg	Apartments (10 - 49 unit	\$2,400,000	34,681	2024	\$47,807
2057 KINGS HWY	Clearwater	Apartments (10 - 49 unit	\$2,400,000	29,792	1969	\$47,413
800 59TH ST N	St. Petersburg	Apartments (10 - 49 unit	\$2,350,000	15,168	1965	\$44,521
118 6TH AVE N	St. Petersburg	Apartments (10 - 49 unit	\$2,350,000	14,778	1968	\$52,289
2026 4TH ST S	St. Petersburg	Apartments (10 - 49 unit	\$2,335,000	12,603	1955	\$46,513
801 60TH ST N	St. Petersburg	Apartments (10 - 49 unit	\$2,325,000	13,728	1966	\$46,313
675 MANDALAY AVE	Clearwater	Apartments (10 - 49 unit	\$2,325,000	5,512	1935	\$44,994
950 BELTREES ST	Dunedin	Apartments (10 - 49 unit	\$2,325,000	24,943	1989	\$44,884
3322 CAMELOT DR	Largo	Apartments (10 - 49 unit	\$2,325,000	19,656	1973	\$44,145
3200 37TH AVE N	St. Petersburg	Apartments (10 - 49 unit	\$2,311,390	20,850	1982	\$42,360
4000 58TH AVE N	St. Petersburg	Apartments (10 - 49 unit	\$2,305,783	13,262		\$54,454
1552 S MYRTLE AVE	Clearwater	Apartments (10 - 49 unit	\$2,304,195	16,509	1930	\$30,964
6401 102ND AVE	Pinellas Park	Apartments (10 - 49 unit	\$2,300,000	34,560	1986	\$43,970
1846 SHORE DR S	South Pasadena	Apartments (10 - 49 unit	\$2,300,000	13,979	1965	\$44,741
7218 GREVILLA AVE S	South Pasadena	Apartments (10 - 49 unit	\$2,275,000	25,814	1971	\$43,809

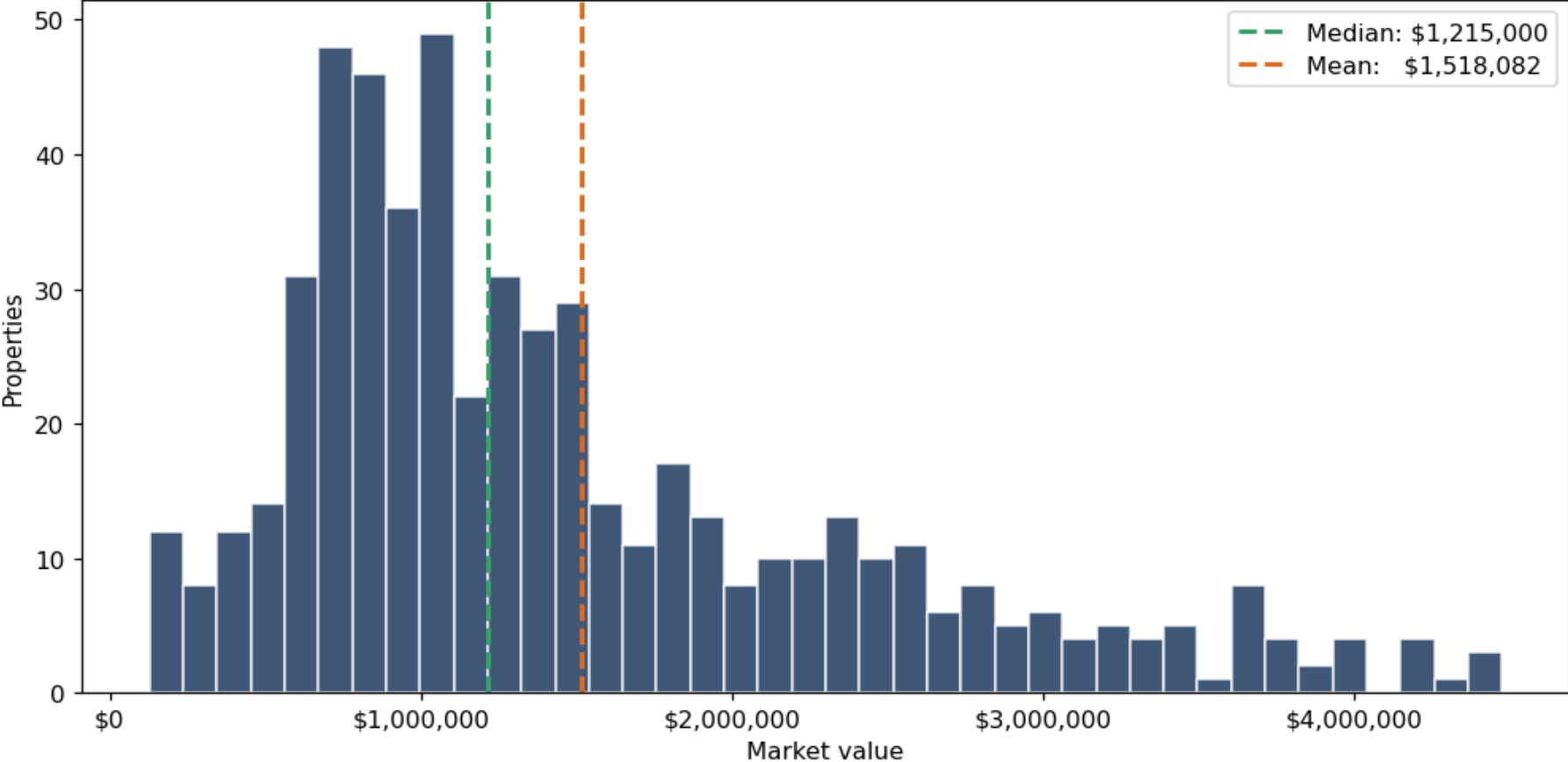
Address	City	Type	Market Value	Sq Ft	Year	Annual Tax
11760 CAPRI CIR S	Treasure Island	Apartments (10 - 49 unit	\$2,275,000	24,105	1973	\$40,962
121 3RD AVE N	St. Petersburg	Apartments (10 - 49 unit	\$2,250,000	16,089	1972	\$45,815
2780 1ST AVE N	St. Petersburg	Apartments (10 - 49 unit	\$2,239,259	11,488	2004	\$41,424
4400 1ST ST N	St. Petersburg	Apartments (10 - 49 unit	\$2,200,000	31,007	1975	\$47,110
1605 PASS A GRILLE WAY	St. Pete Beach	Apartments (10 - 49 unit	\$2,200,000	10,290	1962	\$37,988
6565 5TH AVE S	St. Petersburg	Apartments (10 - 49 unit	\$2,200,000	25,928	1973	\$47,807
1335 PIERCE ST	Clearwater	Apartments (10 - 49 unit	\$2,200,000	28,158	1991	\$66,142
255 INDIAN ROCKS RD N	Belleair Bluffs	Apartments (10 - 49 unit	\$2,185,000	20,244	1968	\$41,116
6440 62ND AVE N	Pinellas Park	Apartments (10 - 49 unit	\$2,165,000	24,848	1985	\$46,165
10814 NAVAJO DR	St. Petersburg	Apartments (10 - 49 unit	\$2,150,000	12,450	1948	\$39,276
3910 34TH AVE S	St. Petersburg	Apartments (10 - 49 unit	\$2,138,815	12,986	2007	\$38,925
9615 GULF BLVD	Treasure Island	Apartments (10 - 49 unit	\$2,125,000	17,672	1974	\$40,548
263 14TH ST NW	Largo	Apartments (10 - 49 unit	\$2,125,000	20,864	1971	\$40,348
5860 22ND AVE N	St. Petersburg	Apartments (10 - 49 unit	\$2,120,000	13,816	1965	\$42,230
1295 SANTA ROSA ST	Clearwater	Apartments (10 - 49 unit	\$2,100,000	16,872	1973	\$40,640
249 4TH AVE N	St. Petersburg	Apartments (10 - 49 unit	\$2,100,000	15,575	1922	\$41,831
1921 DR MARTIN LUTHER KING JR ST	St. Petersburg	Apartments (10 - 49 unit	\$2,100,000	15,154	1972	\$45,317
1330 MORELAND DR	Clearwater	Apartments (10 - 49 unit	\$2,050,000	27,715	1985	\$68,217
309 S ARCTURAS AVE	Clearwater	Apartments (10 - 49 unit	\$2,050,000	14,433	1969	\$36,769
1700 PARK ST N	St. Petersburg	Apartments (10 - 49 unit	\$2,040,000	15,553	1925	\$39,839
1800 4TH ST S	St. Petersburg	Apartments (10 - 49 unit	\$2,027,686	12,213	1987	\$37,444
1023 LOCUST ST NE	St. Petersburg	Apartments (10 - 49 unit	\$2,000,000	9,900	1954	\$44,819
500 9TH AVE S	Safety Harbor	Apartments (10 - 49 unit	\$2,000,000	15,400	1985	\$34,834
3554 1ST AVE N	St. Petersburg	Apartments (10 - 49 unit	\$2,000,000	15,344	1963	\$40,337
2729 4TH ST S	St. Petersburg	Apartments (10 - 49 unit	\$2,000,000	11,434	1961	\$41,831

Address	City	Type	Market Value	Sq Ft	Year	Annual Tax
116 SW JEFFERSON CIR N	St. Petersburg	Apartments (10 - 49 unit	\$1,975,000	7,808	1973	\$31,872
901 OSCEOLA RD	Belleair	Apartments (10 - 49 unit	\$1,960,000	21,010	1972	\$40,890
6214 54TH AVE N	Kenneth City	Apartments (10 - 49 unit	\$1,960,000	14,840	1985	\$39,281
800 32ND AVE N	St. Petersburg	Apartments (10 - 49 unit	\$1,950,000	16,982	1925	\$40,835
3025 PARK LN	Dunedin	Apartments (10 - 49 unit	\$1,950,000	17,881	1973	\$34,478
6262 EMERSON AVE S	St. Petersburg	Apartments (10 - 49 unit	\$1,920,000	21,856	1975	\$41,831
800 BEACH DR NE	St. Petersburg	Apartments (10 - 49 unit	\$1,900,000	10,632	1957	\$51,791
232 4TH ST N	St. Petersburg	Apartments (10 - 49 unit	\$1,900,000	12,674	1945	\$38,843
11750 CAPRI CIR S	Treasure Island	Apartments (10 - 49 unit	\$1,890,000	12,896	1970	\$38,893
3301 6TH ST S	St. Petersburg	Apartments (10 - 49 unit	\$1,881,469	12,213	1987	\$34,205
844 5TH AVE S	St. Petersburg	Apartments (10 - 49 unit	\$1,875,000	6,618	1948	\$37,349
7045 30TH AVE N	St. Petersburg	Apartments (10 - 49 unit	\$1,875,000	20,945	1974	\$38,345
2655 54TH AVE S	St. Petersburg	Apartments (10 - 49 unit	\$1,870,000	20,061	2024	\$89,333
545 E HARRISON ST	Tarpon Springs	Apartments (10 - 49 unit	\$1,860,685	11,246	1969	\$33,297
885 BELTREES ST	Dunedin	Apartments (10 - 49 unit	\$1,850,000	8,836	1967	\$32,563
500 5TH ST N	St. Petersburg	Apartments (10 - 49 unit	\$1,850,000	11,958	1925	\$39,341
3121 4TH AVE S	St. Petersburg	Apartments (10 - 49 unit	\$1,850,000	12,250	2023	\$37,349
3696 STATE ROAD 580	Oldsmar	Apartments (10 - 49 unit	\$1,840,000	16,426	1984	\$32,962
516 12TH AVE NE	St. Petersburg	Apartments (10 - 49 unit	\$1,835,000	14,400	1970	\$38,146
1132 AUBURN ST	Clearwater	Apartments (10 - 49 unit	\$1,835,000	12,286	1981	\$34,020
8601 DR MARTIN LUTHER KING JR ST	St. Petersburg	Apartments (10 - 49 unit	\$1,834,212	18,135	1969	\$32,879
1100 TURNER ST	Clearwater	Apartments (10 - 49 unit	\$1,825,000	20,176	1973	\$43,059
700 50TH ST N	St. Petersburg	Apartments (10 - 49 unit	\$1,820,000	17,406	1967	\$36,254
4407 6TH ST S	St. Petersburg	Apartments (10 - 49 unit	\$1,800,000	11,566	1973	\$36,851
920 62ND AVE S	St. Petersburg	Apartments (10 - 49 unit	\$1,800,000	28,500	1960	\$43,823

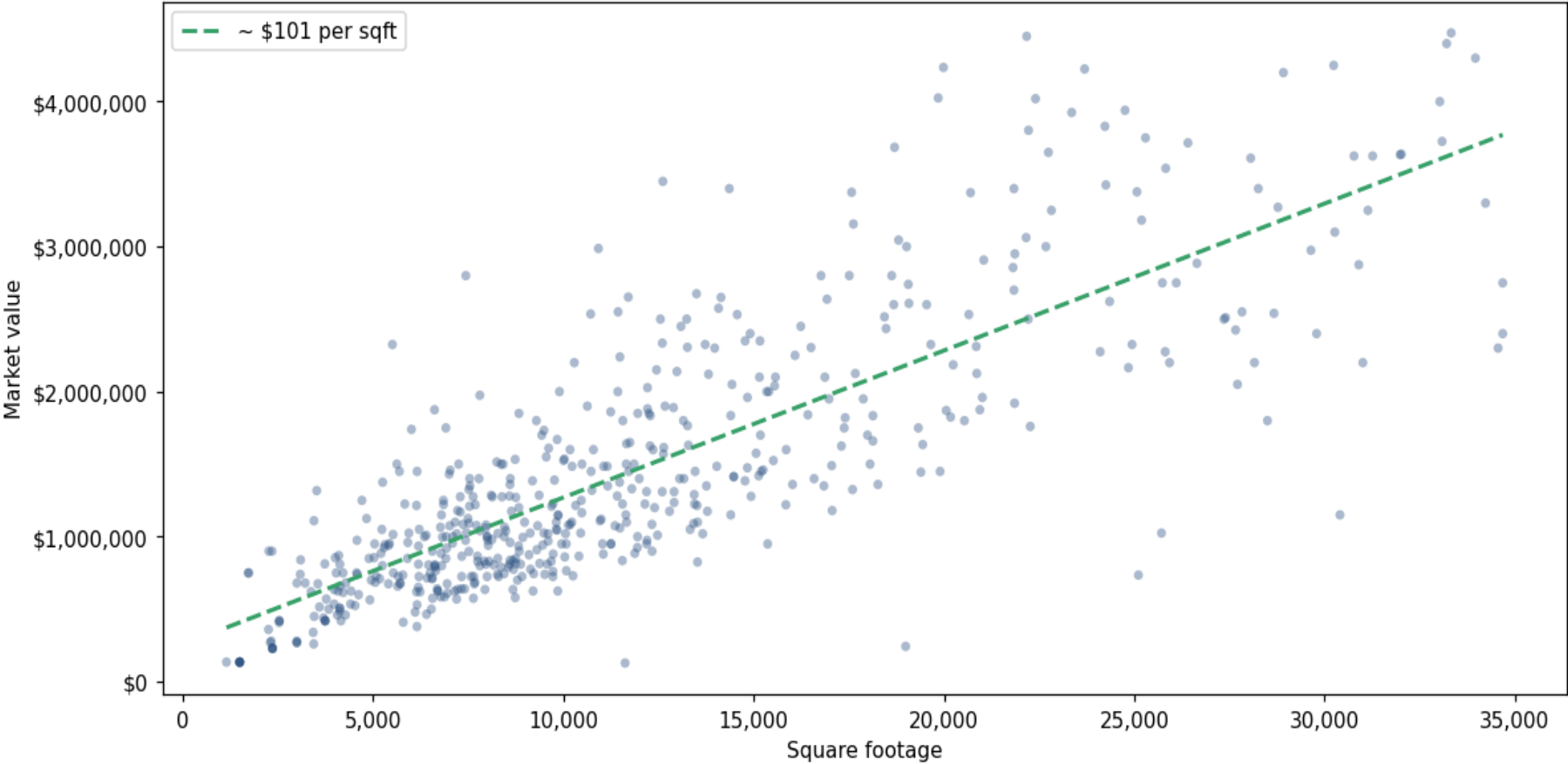
Address	City	Type	Market Value	Sq Ft	Year	Annual Tax
275 116TH AVE	Treasure Island	Apartments (10 - 49 unit	\$1,800,000	9,294	1968	\$33,100
5800 37TH AVE N	St. Petersburg	Apartments (10 - 49 unit	\$1,800,000	13,156	1972	\$33,465
3434 4TH AVE N	St. Petersburg	Apartments (10 - 49 unit	\$1,800,000	20,539	1967	\$37,847
222 SNELL ISLE BLVD NE	St. Petersburg	Apartments (10 - 49 unit	\$1,765,000	13,266	1926	\$39,142
1844 VILLA DR	Clearwater	Apartments (10 - 49 unit	\$1,760,000	22,268	1987	\$35,972
6570 66TH AVE N	Pinellas Park	Apartments (10 - 49 unit	\$1,750,000	19,328	1972	\$38,296
610 PASADENA AVE S	St. Petersburg	Apartments (10 - 49 unit	\$1,750,000	17,380	1972	\$36,851
266 7TH AVE NE	St. Petersburg	Apartments (10 - 49 unit	\$1,750,000	6,916	1965	\$35,557
7210 GULF BLVD	St. Pete Beach	Apartments (10 - 49 unit	\$1,740,000	6,011	1935	\$27,542
5170 FOREST MEADOWS LN N	St. Petersburg	Apartments (10 - 49 unit	\$1,732,636	9,493	1996	\$37,038
4422 76TH AVE N	Pinellas Park	Apartments (10 - 49 unit	\$1,700,000	15,180	1986	\$36,198
441 3RD ST S	St. Petersburg	Apartments (10 - 49 unit	\$1,700,000	9,433	1967	\$36,851
512 DARTMOOR ST N	St. Petersburg	Apartments (10 - 49 unit	\$1,700,000	17,993	1923	\$36,055
702 8TH AVE S	St. Petersburg	Apartments (10 - 49 unit	\$1,670,072	9,840	1980	\$31,863
1365 DREW ST	Clearwater	Apartments (10 - 49 unit	\$1,660,000	18,135	1955	\$33,383
305 N RING VLG	Tarpon Springs	Apartments (10 - 49 unit	\$1,649,506	11,751	1969	\$28,489
1325 N HIGHLAND AVE	Clearwater	Apartments (10 - 49 unit	\$1,640,820	11,662	1991	\$28,958
4951 87TH AVE	Pinellas Park	Apartments (10 - 49 unit	\$1,635,000	19,444	1981	\$35,358
3461 BURLINGTON AVE N	St. Petersburg	Apartments (10 - 49 unit	\$1,630,475	13,288	1964	\$29,174
612 SALLY LN	Clearwater	Apartments (10 - 49 unit	\$1,625,000	12,280	1971	\$32,705
201 NW JEFFERSON CIR N	St. Petersburg	Apartments (10 - 49 unit	\$1,625,000	17,307	1973	\$35,855
501 ST MICHAELS WAY	Tarpon Springs	Apartments (10 - 49 unit	\$1,615,000	12,640	1986	\$35,791
535 2ND ST N	St. Petersburg	Apartments (10 - 49 unit	\$1,610,000	9,616	1920	\$35,855
1111 CARDOVA LN	Clearwater	Apartments (10 - 49 unit	\$1,600,442	10,178	1972	\$28,259
1106 PASS A GRILLE WAY	St. Pete Beach	Apartments (10 - 49 unit	\$1,600,000	12,360	1967	\$25,326

Address	City	Type	Market Value	Sq Ft	Year	Annual Tax
4700 46TH AVE N # 1	St. Petersburg	Apartments (10 - 49 unit	\$1,600,000	10,792	1973	\$34,000
170 LARCHWOOD DR	Largo	Apartments (10 - 49 unit	\$1,600,000	15,856	1972	\$33,702
5501 70TH AVE N	Pinellas Park	Apartments (10 - 49 unit	\$1,575,000	15,066	1983	\$34,099
440 6TH ST N	St. Petersburg	Apartments (10 - 49 unit	\$1,570,000	12,631	1921	\$33,366
129 6TH ST S	St. Petersburg	Apartments (10 - 49 unit	\$1,550,000	9,552	1937	\$35,357
3607 37TH ST S	St. Petersburg	Apartments (10 - 49 unit	\$1,535,193	10,029	2013	\$27,957
400 PINE TRAIL VLG	Tarpon Springs	Apartments (10 - 49 unit	\$1,532,869	8,736	1973	\$27,822
1200 BEACH DR NE	St. Petersburg	Apartments (10 - 49 unit	\$1,525,000	10,008	1961	\$31,872
2855 51ST ST S	Gulfport	Apartments (10 - 49 unit	\$1,525,000	15,520	1974	\$29,388
865 5TH AVE N	St. Petersburg	Apartments (10 - 49 unit	\$1,515,000	8,252	1958	\$36,353
308 GROVE ST N	St. Petersburg	Apartments (10 - 49 unit	\$1,500,000	7,252	1901	\$37,847
1705 APACHE TRL	Clearwater	Apartments (10 - 49 unit	\$1,500,000	8,363	1918	\$32,899

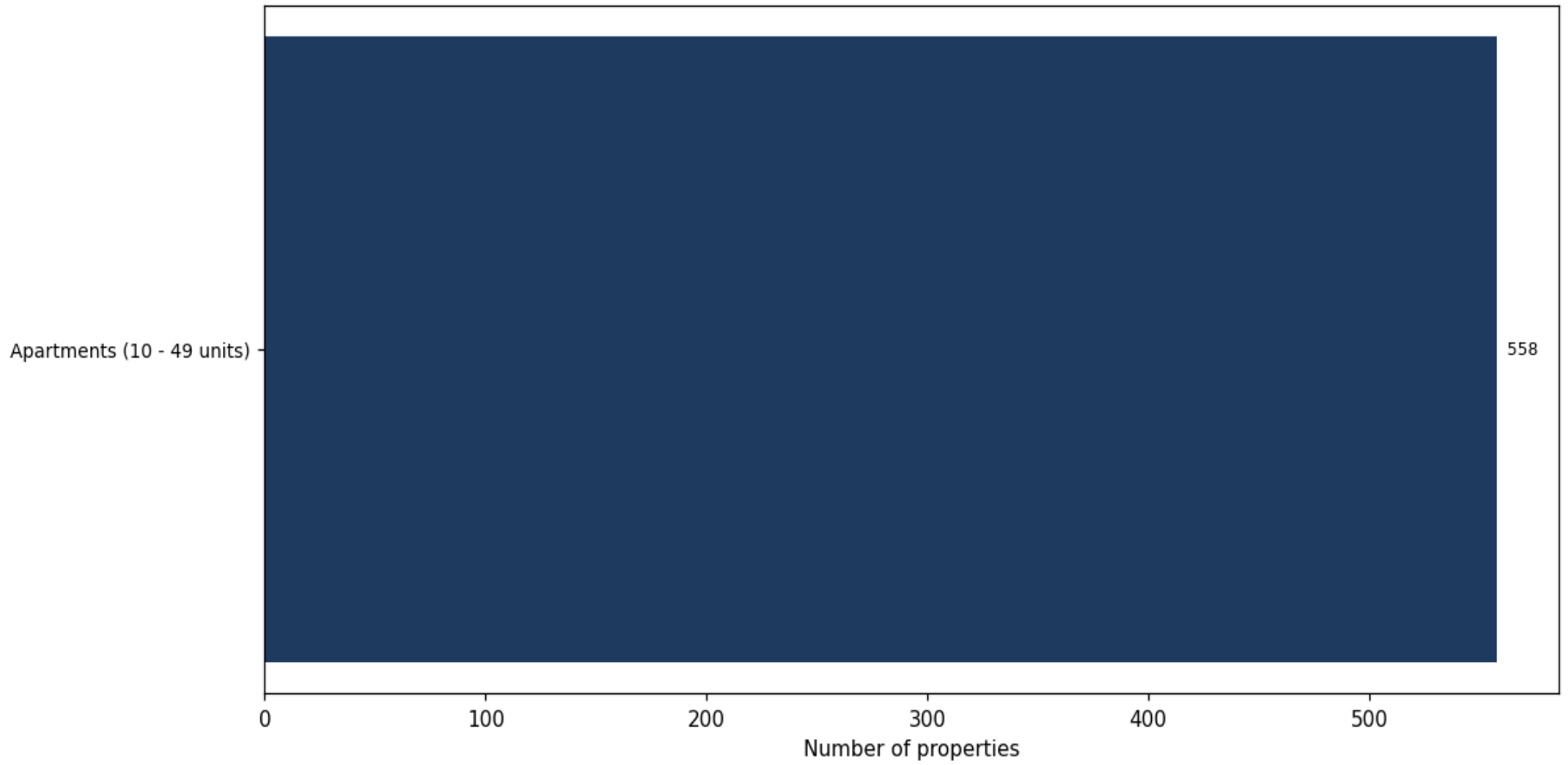
**Market value distribution (n=558, top 1% trimmed for readability)**



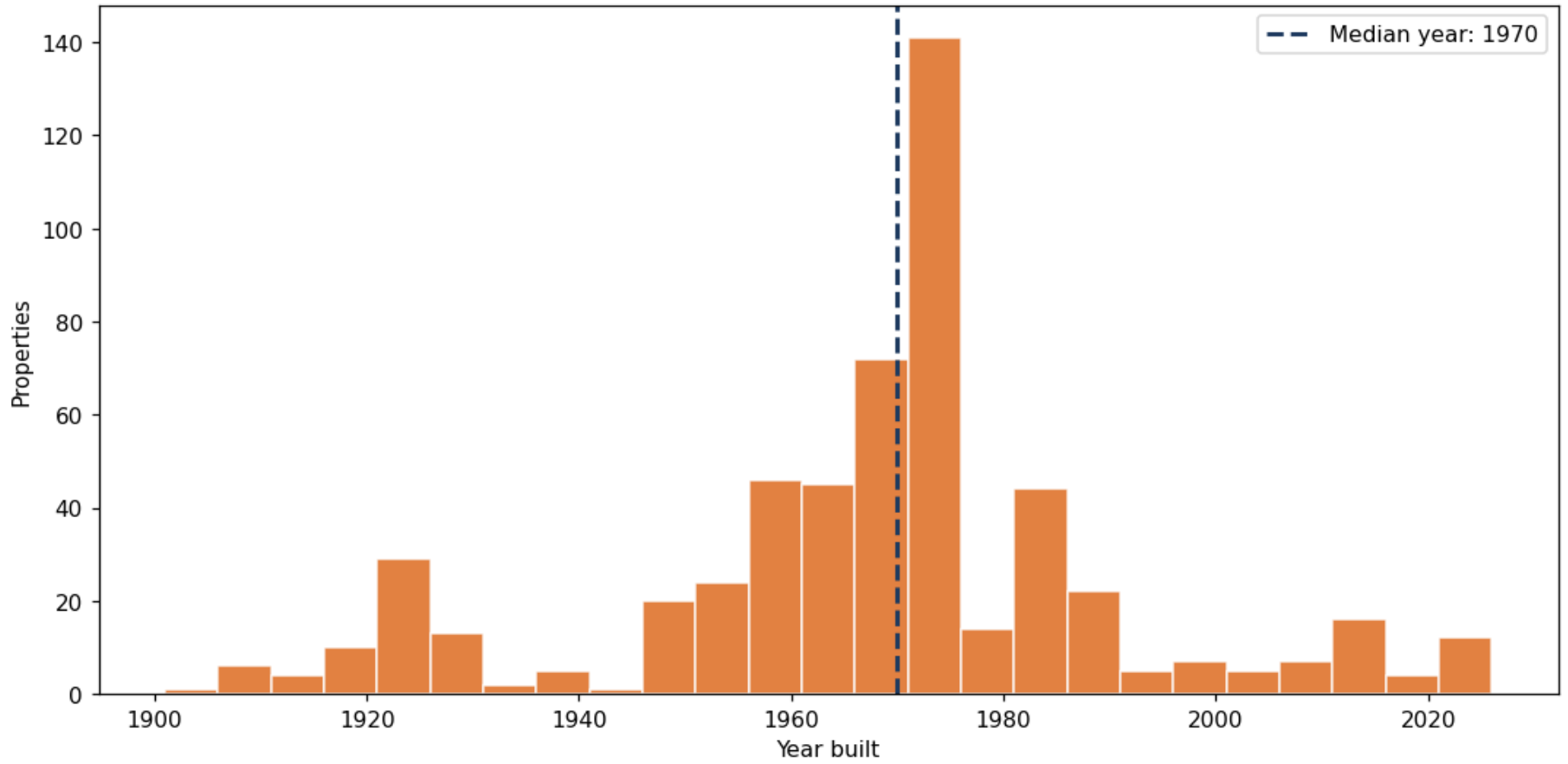
**Building size vs. market value (n=546, outliers trimmed)**



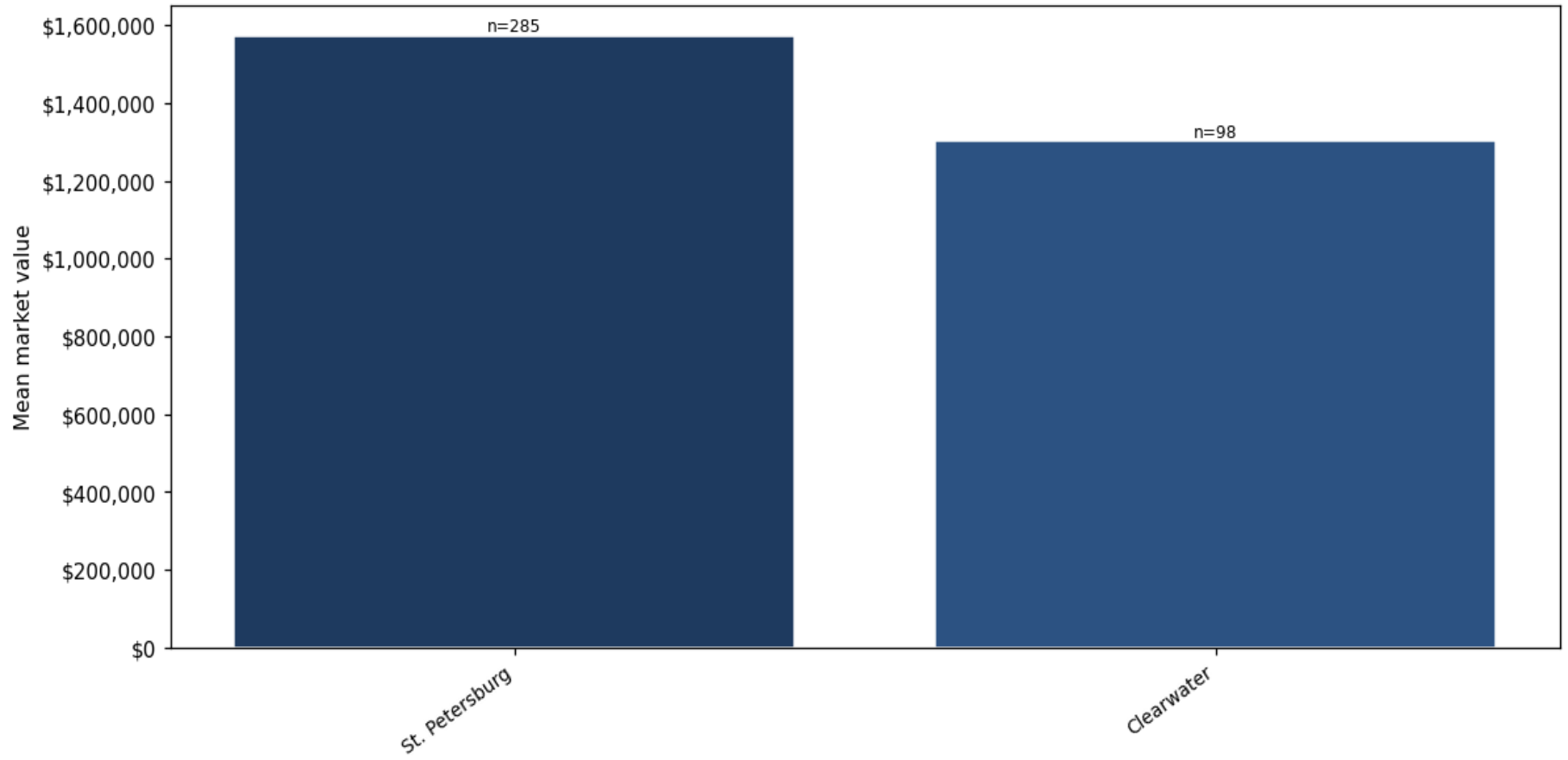
### Top property types by count



**Year built distribution (5-year buckets)**



**Mean market value by city (cities with  $\geq 50$  matches)**



**Market value vs. assessed value (gap = untaxed appreciation)**

