

# Pinellas Property Market Report

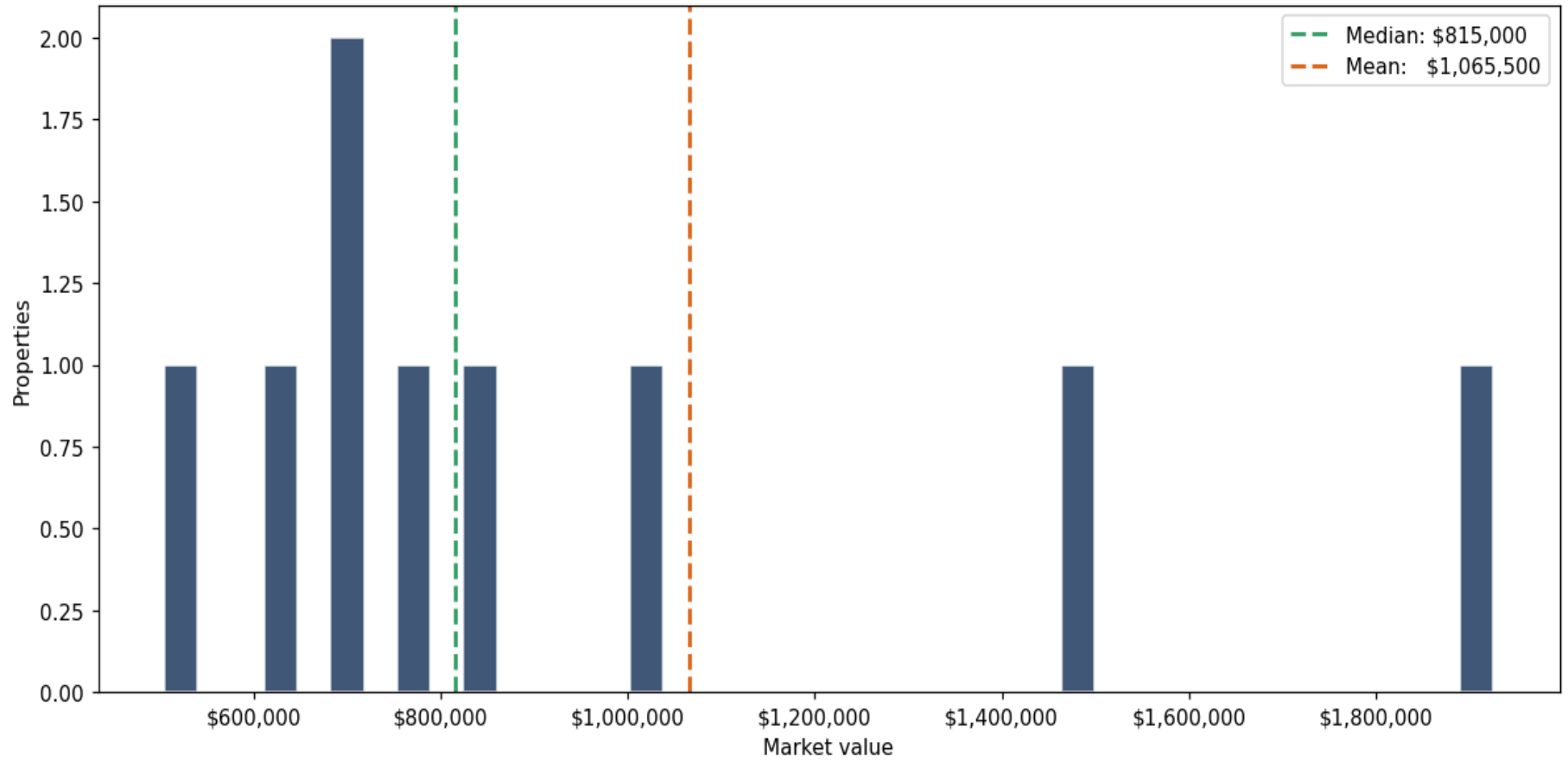
10 matching properties • May 30, 2026

| Filters applied  | Headline numbers                          |
|--|---|
| <b>City:</b> Treasure Island                           | <b>Properties matched:</b> 10             |
| <b>Property type:</b> Strip Store - (2 or more stores) | <b>Median market value:</b> \$850,000     |
|  | <b>Mean market value:</b> \$1,065,500     |
|  | <b>Min / Max:</b> \$505,000 / \$2,080,000 |
|  | <b>Mean square footage:</b> 5,258         |

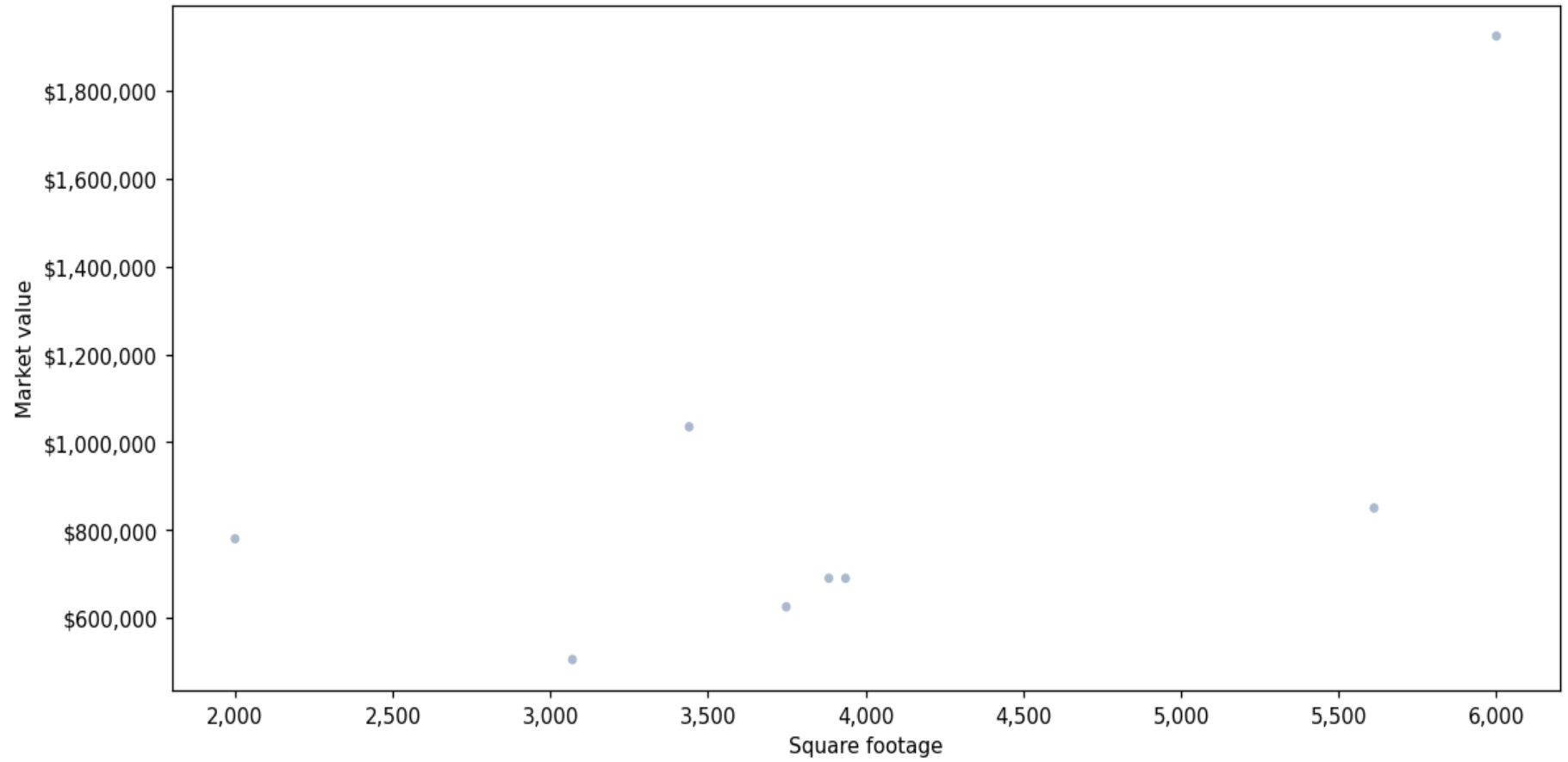
## Top 10 properties by market value

| Address         | City            | Type                      | Market Value | Sq Ft  | Year | Annual Tax |
|-----------------|-----------------|---------------------------|--------------|--------|------|------------|
| 120 107TH AVE   | Treasure Island | Strip Store - (2 or more) | \$2,080,000  | 6,475  | 1948 | \$34,424   |
| 128 107TH AVE   | Treasure Island | Strip Store - (2 or more) | \$1,925,000  | 6,000  | 1953 | \$31,859   |
| 9641 GULF BLVD  | Treasure Island | Strip Store - (2 or more) | \$1,475,000  | 14,414 | 1983 | \$25,653   |
| 10625 GULF BLVD | Treasure Island | Strip Store - (2 or more) | \$1,035,000  | 3,440  | 1958 | \$18,122   |
| 10855 GULF BLVD | Treasure Island | Strip Store - (2 or more) | \$850,000    | 5,612  | 1956 | \$14,647   |
| 152 107TH AVE   | Treasure Island | Strip Store - (2 or more) | \$780,000    | 2,000  | 1972 | \$12,909   |
| 109 107TH AVE   | Treasure Island | Strip Store - (2 or more) | \$690,000    | 3,936  | 1959 | \$12,330   |
| 10645 GULF BLVD | Treasure Island | Strip Store - (2 or more) | \$690,000    | 3,883  | 1960 | \$11,668   |
| 254 107TH AVE   | Treasure Island | Strip Store - (2 or more) | \$625,000    | 3,748  | 1955 | \$10,675   |
| 10825 GULF BLVD | Treasure Island | Strip Store - (2 or more) | \$505,000    | 3,070  | 1956 | \$9,020    |

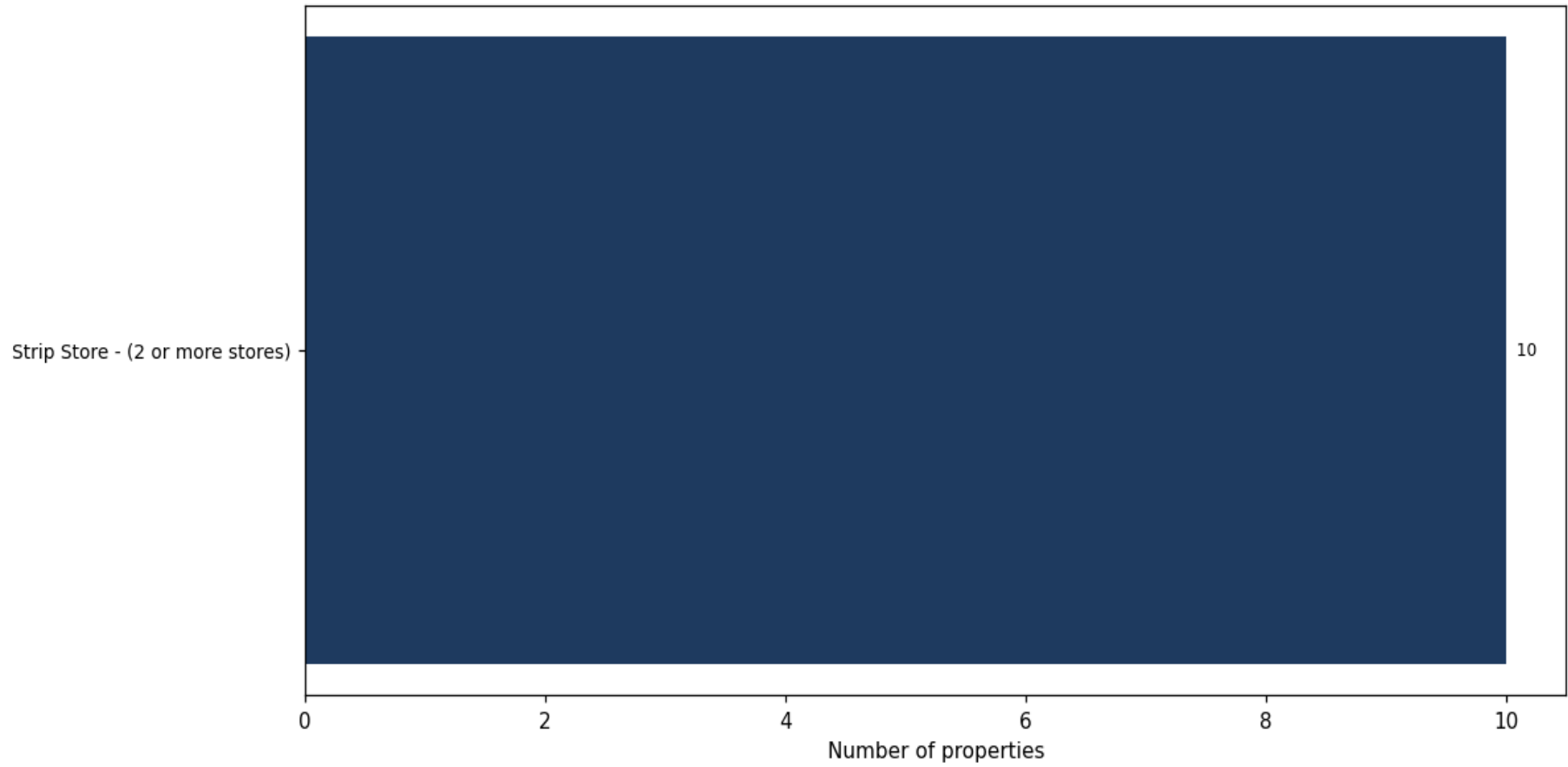
**Market value distribution (n=10, top 1% trimmed for readability)**



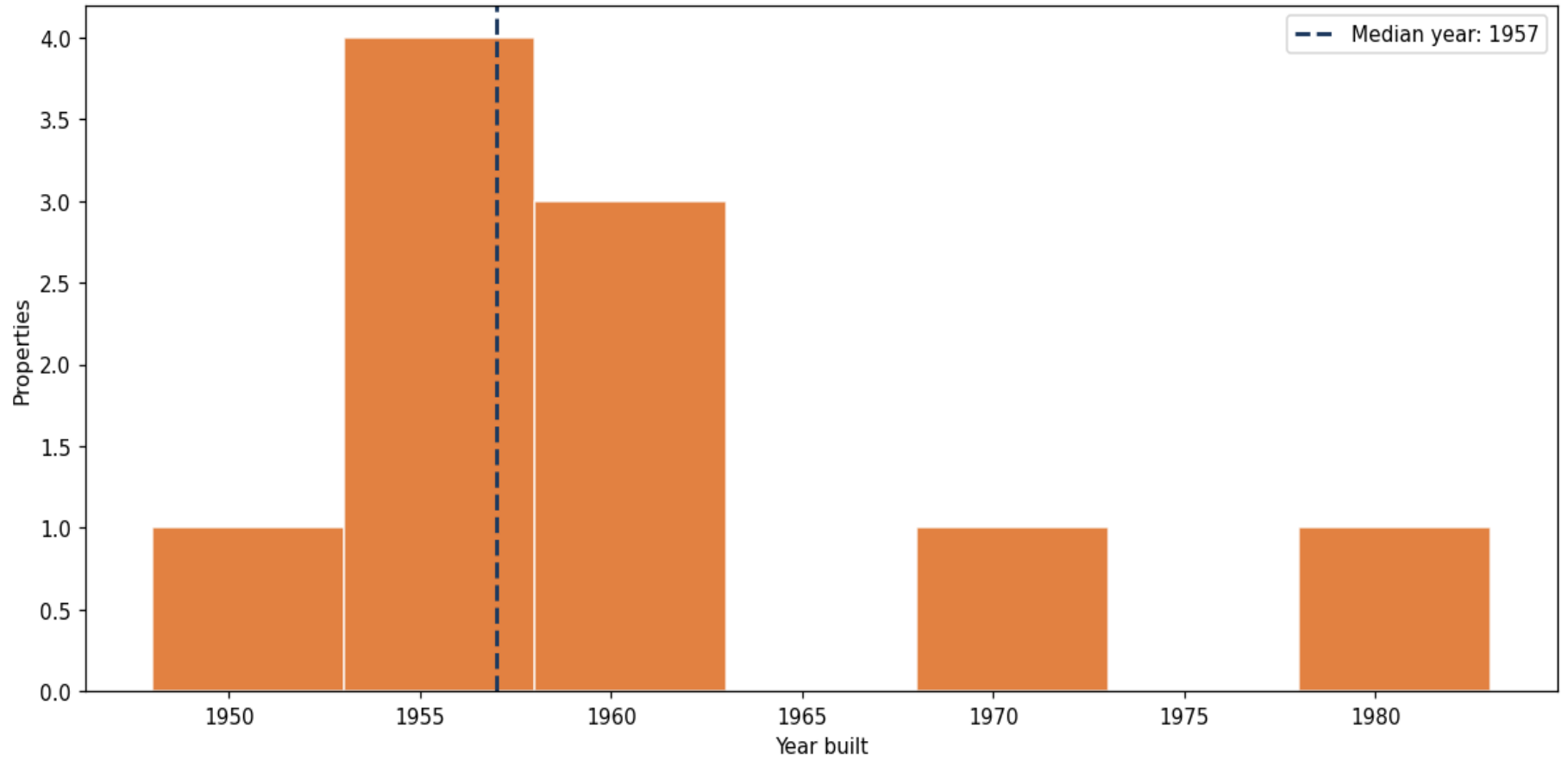
**Building size vs. market value (n=8, outliers trimmed)**



### Top property types by count



**Year built distribution (5-year buckets)**



**Market value vs. assessed value (gap = untaxed appreciation)**

