

# Pinellas Property Market Report

1,493 matching properties • May 30, 2026

Filters applied	Headline numbers
<b>City:</b> Treasure Island	<b>Properties matched:</b> 1,493
<b>Property type:</b> Single Family Home	<b>Median market value:</b> \$715,951
	<b>Mean market value:</b> \$1,010,344
	<b>Min / Max:</b> \$169,668 / \$6,098,935
	<b>Mean square footage:</b> 2,160

## Top 200 properties by market value

Address	City	Type	Market Value	Sq Ft	Year	Annual Tax
7675 BAYSHORE DR	Treasure Island	Single Family Home	—	3,484	1957	—
8310 W GULF BLVD	Treasure Island	Single Family Home	\$6,098,935	4,790	2000	\$86,803
12650 7TH ST E	Treasure Island	Single Family Home	\$5,854,771	6,424	2022	\$100,672
840 116TH AVE	Treasure Island	Single Family Home	\$5,803,511	6,735	2003	\$98,650
8490 W GULF BLVD	Treasure Island	Single Family Home	\$5,749,794	3,312	2015	\$81,629
8099 BAYSHORE DR	Treasure Island	Single Family Home	\$5,740,689	5,148	2007	\$69,806
10080 GULF BLVD	Treasure Island	Single Family Home	\$5,460,216	4,160	2017	\$86,207
10250 TARPON DR	Treasure Island	Single Family Home	\$5,432,820	6,311	2018	\$87,114
12204 1ST ST W	Treasure Island	Single Family Home	\$5,147,208	4,520	2013	\$82,614
10024 GULF BLVD	Treasure Island	Single Family Home	\$5,072,744	5,815	2024	\$82,726
153 104TH AVE	Treasure Island	Single Family Home	\$5,014,715	5,167	2022	\$79,652
9900 GULF BLVD	Treasure Island	Single Family Home	\$4,638,060	4,324	2023	\$74,315
9920 GULF BLVD	Treasure Island	Single Family Home	\$4,612,040	4,336	2024	\$74,996

Address	City	Type	Market Value	Sq Ft	Year	Annual Tax
21 MARINA TER	Treasure Island	Single Family Home	\$4,549,433	6,023	2011	\$74,638
10042 GULF BLVD	Treasure Island	Single Family Home	\$4,529,635	3,186	2012	\$72,400
710 126TH AVE	Treasure Island	Single Family Home	\$4,522,084	4,758	2004	\$77,846
371 BAY PLZ	Treasure Island	Single Family Home	\$4,490,222	6,035	2024	\$63,308
845 116TH AVE	Treasure Island	Single Family Home	\$4,413,486	4,220	2016	\$75,755
26 PARADISE LN	Treasure Island	Single Family Home	\$4,351,635	4,434	2005	\$74,481
840 CAPRI BLVD	Treasure Island	Single Family Home	\$4,337,376	5,958	2003	\$76,535
8410 W GULF BLVD	Treasure Island	Single Family Home	\$4,318,191	3,670	2019	\$66,849
23 PARADISE LN	Treasure Island	Single Family Home	\$4,143,604	4,257	2019	\$66,079
9550 W GULF BLVD	Treasure Island	Single Family Home	\$4,111,236	4,988	2007	\$57,899
9560 W GULF BLVD	Treasure Island	Single Family Home	\$4,087,925	5,246	2008	\$55,433
12550 5TH ST E	Treasure Island	Single Family Home	\$4,072,665	7,076	1995	\$72,210
8670 W GULF BLVD	Treasure Island	Single Family Home	\$4,063,299	3,854	1989	\$61,036
10048 GULF BLVD	Treasure Island	Single Family Home	\$4,006,151	3,426	2003	\$59,459
31 PARADISE LN	Treasure Island	Single Family Home	\$4,005,943	5,270	2005	\$67,007
8 PARADISE LN	Treasure Island	Single Family Home	\$3,987,100	6,271	2021	\$67,497
10098 GULF BLVD	Treasure Island	Single Family Home	\$3,968,322	3,720	1995	\$64,423
10088 GULF BLVD	Treasure Island	Single Family Home	\$3,961,769	3,344	2001	\$64,844
9546 W GULF BLVD	Treasure Island	Single Family Home	\$3,930,966	4,870	2006	\$53,368
9924 GULF BLVD	Treasure Island	Single Family Home	\$3,921,398	4,204	2000	\$64,491
11770 7TH ST E	Treasure Island	Single Family Home	\$3,919,558	4,983	2006	\$63,875
14 MARINA TER	Treasure Island	Single Family Home	\$3,914,291	4,472	2019	\$64,317
11305 9TH ST E	Treasure Island	Single Family Home	\$3,904,890	4,539	1998	\$68,381
740 123RD AVE	Treasure Island	Single Family Home	\$3,886,062	4,338	2008	\$62,454
11 TREASURE LN	Treasure Island	Single Family Home	\$3,873,425	4,052	2017	\$68,177

Address	City	Type	Market Value	Sq Ft	Year	Annual Tax
790 123RD AVE	Treasure Island	Single Family Home	\$3,845,929	4,564	2009	\$60,615
800 123RD AVE	Treasure Island	Single Family Home	\$3,838,755	3,945	2003	\$65,556
12208 1ST ST W	Treasure Island	Single Family Home	\$3,825,486	4,196	2002	\$62,632
9650 W GULF BLVD	Treasure Island	Single Family Home	\$3,690,509	4,132	2014	\$54,732
9548 W GULF BLVD	Treasure Island	Single Family Home	\$3,689,484	3,803	2015	\$56,215
8302 W GULF BLVD	Treasure Island	Single Family Home	\$3,665,623	3,976	2000	\$54,098
540 CAPRI BLVD	Treasure Island	Single Family Home	\$3,645,294	3,762	2021	\$58,493
13 TREASURE LN	Treasure Island	Single Family Home	\$3,639,542	4,487	2018	\$65,663
11185 9TH ST E	Treasure Island	Single Family Home	\$3,593,301	4,020	2022	\$60,885
8700 W GULF BLVD	Treasure Island	Single Family Home	\$3,484,714	2,627	2005	\$49,936
370 115TH AVE	Treasure Island	Single Family Home	\$3,477,435	3,513	2004	\$55,572
12504 1ST ST W	Treasure Island	Single Family Home	\$3,465,951	3,882	1981	\$53,372
11225 9TH ST E	Treasure Island	Single Family Home	\$3,445,374	3,899	2023	\$59,010
11105 7TH ST E	Treasure Island	Single Family Home	\$3,415,096	4,651	2020	\$55,603
8456 W GULF BLVD	Treasure Island	Single Family Home	\$3,399,205	3,548	1986	\$51,438
12470 6TH ST E	Treasure Island	Single Family Home	\$3,378,606	3,307	2018	\$55,537
29 PARADISE LN	Treasure Island	Single Family Home	\$3,373,829	4,146	2015	\$55,684
7 PARADISE LN	Treasure Island	Single Family Home	\$3,368,895	5,090	2021	\$56,469
775 116TH AVE	Treasure Island	Single Family Home	\$3,333,000	4,668	2024	\$59,072
11345 9TH ST E	Treasure Island	Single Family Home	\$3,327,115	3,459	2018	\$57,456
11325 7TH ST E	Treasure Island	Single Family Home	\$3,314,317	3,739	2019	\$52,865
8416 W GULF BLVD	Treasure Island	Single Family Home	\$3,293,121	3,151	2001	\$48,305
1 TREASURE LN	Treasure Island	Single Family Home	\$3,241,000	2,875	2003	\$56,410
8650 W GULF BLVD	Treasure Island	Single Family Home	\$3,232,905	3,665	1987	\$48,732
9680 W GULF BLVD	Treasure Island	Single Family Home	\$3,227,647	3,960	2016	\$49,455

Address	City	Type	Market Value	Sq Ft	Year	Annual Tax
10070 S YACHT CLUB DR	Treasure Island	Single Family Home	\$3,227,403	4,081	2002	\$53,476
12455 7TH ST E	Treasure Island	Single Family Home	\$3,225,308	3,557	2002	\$51,576
815 CAPRI BLVD	Treasure Island	Single Family Home	\$3,210,915	3,773	2020	\$52,078
8706 W GULF BLVD	Treasure Island	Single Family Home	\$3,208,401	3,774	1982	\$47,984
10100 TARPON DR	Treasure Island	Single Family Home	\$3,201,000	4,437	2022	\$57,027
11260 4TH ST E	Treasure Island	Single Family Home	\$3,198,342	4,542	2024	\$52,846
10210 TARPON DR	Treasure Island	Single Family Home	\$3,179,460	2,922	2014	\$51,666
12275 5TH ST E	Treasure Island	Single Family Home	\$3,169,172	3,363	2018	\$50,619
755 123RD AVE	Treasure Island	Single Family Home	\$3,166,459	4,481	2005	\$51,374
12570 5TH ST E	Treasure Island	Single Family Home	\$3,165,642	4,096	2007	\$55,127
28 PARADISE LN	Treasure Island	Single Family Home	\$3,143,030	3,329	1996	\$52,123
8440 W GULF BLVD	Treasure Island	Single Family Home	\$3,137,720	3,046	1997	\$48,672
10020 GULF BLVD	Treasure Island	Single Family Home	\$3,135,417	2,325	1995	\$51,714
8680 W GULF BLVD	Treasure Island	Single Family Home	\$3,120,613	2,158	1994	\$47,743
8708 W GULF BLVD	Treasure Island	Single Family Home	\$3,114,064	2,739	1982	\$46,811
11120 6TH ST E	Treasure Island	Single Family Home	\$3,086,076	3,822	2013	\$50,151
34 PARADISE LN	Treasure Island	Single Family Home	\$3,084,737	4,204	1997	\$50,475
306 BAY PLZ	Treasure Island	Single Family Home	\$3,043,088	3,494	2019	\$43,837
10209 GULF BLVD	Treasure Island	Single Family Home	\$3,007,690	4,274	2022	\$48,235
10108 YACHT CLUB DR	Treasure Island	Single Family Home	\$2,991,700	3,303	2021	\$48,400
11260 6TH ST E	Treasure Island	Single Family Home	\$2,955,002	4,050	2014	\$47,802
11000 8TH ST E	Treasure Island	Single Family Home	\$2,954,311	4,201	2013	\$56,856
11260 7TH ST E	Treasure Island	Single Family Home	\$2,952,818	4,820	2007	\$42,810
11205 9TH ST E	Treasure Island	Single Family Home	\$2,951,325	3,518	2022	\$51,487
8572 W GULF BLVD	Treasure Island	Single Family Home	\$2,929,144	4,522	2025	\$80,537

Address	City	Type	Market Value	Sq Ft	Year	Annual Tax
10222 TARPON DR	Treasure Island	Single Family Home	\$2,868,029	4,530	2006	\$47,212
10072 GULF BLVD	Treasure Island	Single Family Home	\$2,864,519	2,868	1990	\$49,976
8444 W GULF BLVD	Treasure Island	Single Family Home	\$2,856,963	2,385	1986	\$42,409
8715 E BAY DR	Treasure Island	Single Family Home	\$2,841,519	3,726	2016	\$41,419
11180 5TH ST E	Treasure Island	Single Family Home	\$2,818,496	3,642	2015	\$46,101
10058 S YACHT CLUB DR	Treasure Island	Single Family Home	\$2,816,413	4,537	2005	\$47,988
11225 6TH ST E	Treasure Island	Single Family Home	\$2,815,080	4,094	2022	\$45,545
9940 GULF BLVD	Treasure Island	Single Family Home	\$2,812,217	1,815	1979	\$46,589
11970 5TH ST E	Treasure Island	Single Family Home	\$2,796,921	3,816	2011	\$45,533
8531 BLIND PASS DR	Treasure Island	Single Family Home	\$2,794,825	3,134	2023	\$42,407
12502 1ST ST W	Treasure Island	Single Family Home	\$2,792,394	2,028	2015	\$45,266
12355 5TH ST E	Treasure Island	Single Family Home	\$2,754,094	3,583	2007	\$44,869
7801 BAYSHORE DR	Treasure Island	Single Family Home	\$2,745,740	3,368	1973	\$36,360
11405 9TH ST E	Treasure Island	Single Family Home	\$2,744,637	2,964	2021	\$48,136
400 115TH AVE	Treasure Island	Single Family Home	\$2,744,200	3,833	2006	\$37,512
8568 W GULF BLVD	Treasure Island	Single Family Home	\$2,733,301	2,350	2001	\$40,462
11105 5TH ST E	Treasure Island	Single Family Home	\$2,726,935	4,599	2007	\$44,994
440 CAPRI BLVD	Treasure Island	Single Family Home	\$2,725,661	3,274	2008	\$40,509
8640 W GULF BLVD	Treasure Island	Single Family Home	\$2,666,290	1,316	1978	\$40,461
8625 E BAY DR	Treasure Island	Single Family Home	\$2,638,437	3,405	2001	\$34,132
12 BELLEVUE DR	Treasure Island	Single Family Home	\$2,628,555	2,581	2019	\$44,058
8300 W GULF BLVD	Treasure Island	Single Family Home	\$2,627,182	2,392	1940	\$39,097
11700 5TH ST E	Treasure Island	Single Family Home	\$2,623,512	4,082	1998	\$43,127
8406 W GULF BLVD	Treasure Island	Single Family Home	\$2,619,791	2,739	1978	\$38,690
374 BAY PLZ	Treasure Island	Single Family Home	\$2,619,254	2,181	1996	\$34,363

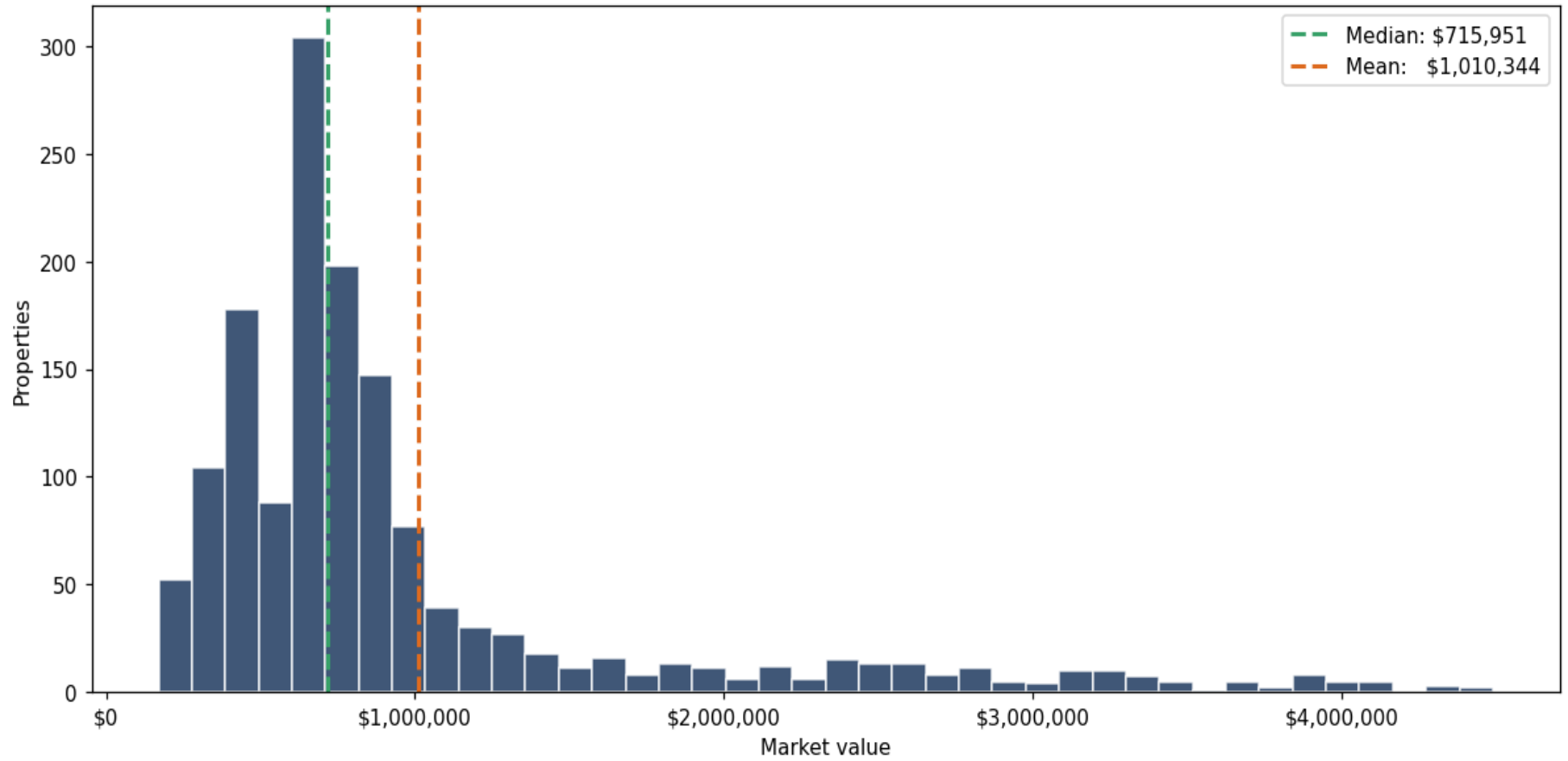
Address	City	Type	Market Value	Sq Ft	Year	Annual Tax
8002 W GULF BLVD	Treasure Island	Single Family Home	\$2,612,703	2,044	1985	\$39,582
700 126TH AVE	Treasure Island	Single Family Home	\$2,610,965	4,372	2007	\$57,956
8004 W GULF BLVD	Treasure Island	Single Family Home	\$2,585,929	2,130	1985	\$39,323
11205 7TH ST E	Treasure Island	Single Family Home	\$2,583,737	3,078	2001	\$43,002
60 DOLPHIN DR	Treasure Island	Single Family Home	\$2,582,727	3,633	2018	\$42,936
8620 W GULF BLVD	Treasure Island	Single Family Home	\$2,573,291	1,316	1978	\$38,526
12525 5TH ST E	Treasure Island	Single Family Home	\$2,560,774	2,842	2023	\$42,386
8455 BLIND PASS DR	Treasure Island	Single Family Home	\$2,541,050	3,737	1997	\$33,357
11360 6TH ST E	Treasure Island	Single Family Home	\$2,538,031	2,808	2002	\$41,402
11180 8TH ST E	Treasure Island	Single Family Home	\$2,528,829	3,835	2002	\$41,358
10122 TARPON DR	Treasure Island	Single Family Home	\$2,520,997	3,246	2022	\$41,282
143 91ST AVE	Treasure Island	Single Family Home	\$2,520,761	912	1925	\$32,661
294 115TH AVE	Treasure Island	Single Family Home	\$2,507,180	3,508	2000	\$41,120
64 DOLPHIN DR	Treasure Island	Single Family Home	\$2,502,292	4,386	2023	\$56,318
12438 1ST ST W	Treasure Island	Single Family Home	\$2,499,400	2,471	1979	\$41,387
10128 TARPON DR	Treasure Island	Single Family Home	\$2,485,499	2,572	2015	\$41,081
435 115TH AVE	Treasure Island	Single Family Home	\$2,473,561	3,074	2009	\$42,458
11200 5TH ST E	Treasure Island	Single Family Home	\$2,448,155	3,704	1999	\$40,943
8665 E BAY DR	Treasure Island	Single Family Home	\$2,440,736	3,576	2004	\$32,272
372 BAY PLZ	Treasure Island	Single Family Home	\$2,439,693	2,507	2016	\$35,710
12478 1ST ST W	Treasure Island	Single Family Home	\$2,430,492	2,491	1979	\$44,040
880 115TH AVE	Treasure Island	Single Family Home	\$2,424,644	2,382	2016	\$43,133
8484 W GULF BLVD	Treasure Island	Single Family Home	\$2,423,646	2,142	1980	\$36,308
10111 TARPON DR	Treasure Island	Single Family Home	\$2,422,397	3,228	2024	\$40,647
10360 PARADISE BLVD	Treasure Island	Single Family Home	\$2,420,764	2,895	2007	\$40,216

Address	City	Type	Market Value	Sq Ft	Year	Annual Tax
11160 6TH ST E	Treasure Island	Single Family Home	\$2,412,303	3,219	2021	\$39,297
11625 4TH ST E	Treasure Island	Single Family Home	\$2,395,263	4,946	1969	\$42,085
11080 5TH ST E	Treasure Island	Single Family Home	\$2,378,219	2,621	2024	\$39,550
14 ISLAND DR	Treasure Island	Single Family Home	\$2,368,997	3,846	1980	\$39,784
8566 W GULF BLVD	Treasure Island	Single Family Home	\$2,364,980	4,300	2025	\$66,802
10224 GULF BLVD	Treasure Island	Single Family Home	\$2,357,588	1,612	1933	\$38,989
36 DOLPHIN DR	Treasure Island	Single Family Home	\$2,352,800	3,926	2023	\$53,525
8750 HARRELL AVE	Treasure Island	Single Family Home	\$2,351,563	2,745	2020	\$37,393
7953 BAYSHORE DR	Treasure Island	Single Family Home	\$2,340,669	4,450	2002	\$30,777
10032 GULF BLVD	Treasure Island	Single Family Home	\$2,336,869	709	1926	\$38,666
8415 BAYSHORE DR	Treasure Island	Single Family Home	\$2,300,732	2,985	1993	\$31,237
9908 GULF BLVD	Treasure Island	Single Family Home	\$2,298,000	4,324	2025	\$74,947
8210 W GULF BLVD	Treasure Island	Single Family Home	\$2,267,483	1,812	1978	\$34,512
10050 S YACHT CLUB DR	Treasure Island	Single Family Home	\$2,257,640	8,518	1972	\$37,822
8100 W GULF BLVD	Treasure Island	Single Family Home	\$2,237,398	2,329	1994	\$35,773
8426 W GULF BLVD	Treasure Island	Single Family Home	\$2,235,134	2,964	1987	\$34,336
8570 W GULF BLVD	Treasure Island	Single Family Home	\$2,215,127	880	1978	\$33,211
8304 W GULF BLVD	Treasure Island	Single Family Home	\$2,213,104	792	1940	\$33,284
8602 W GULF BLVD	Treasure Island	Single Family Home	\$2,208,079	3,103	1978	\$43,287
815 116TH AVE	Treasure Island	Single Family Home	\$2,195,755	4,031	1999	\$36,977
11620 7TH ST E	Treasure Island	Single Family Home	\$2,179,711	3,090	1997	\$36,563
11365 6TH ST E	Treasure Island	Single Family Home	\$2,173,573	3,329	2022	\$35,367
8685 E BAY DR	Treasure Island	Single Family Home	\$2,170,898	2,823	1994	\$28,977
790 119TH AVE	Treasure Island	Single Family Home	\$2,168,093	3,055	2019	\$36,401
870 115TH AVE	Treasure Island	Single Family Home	\$2,154,255	2,945	2018	\$35,864

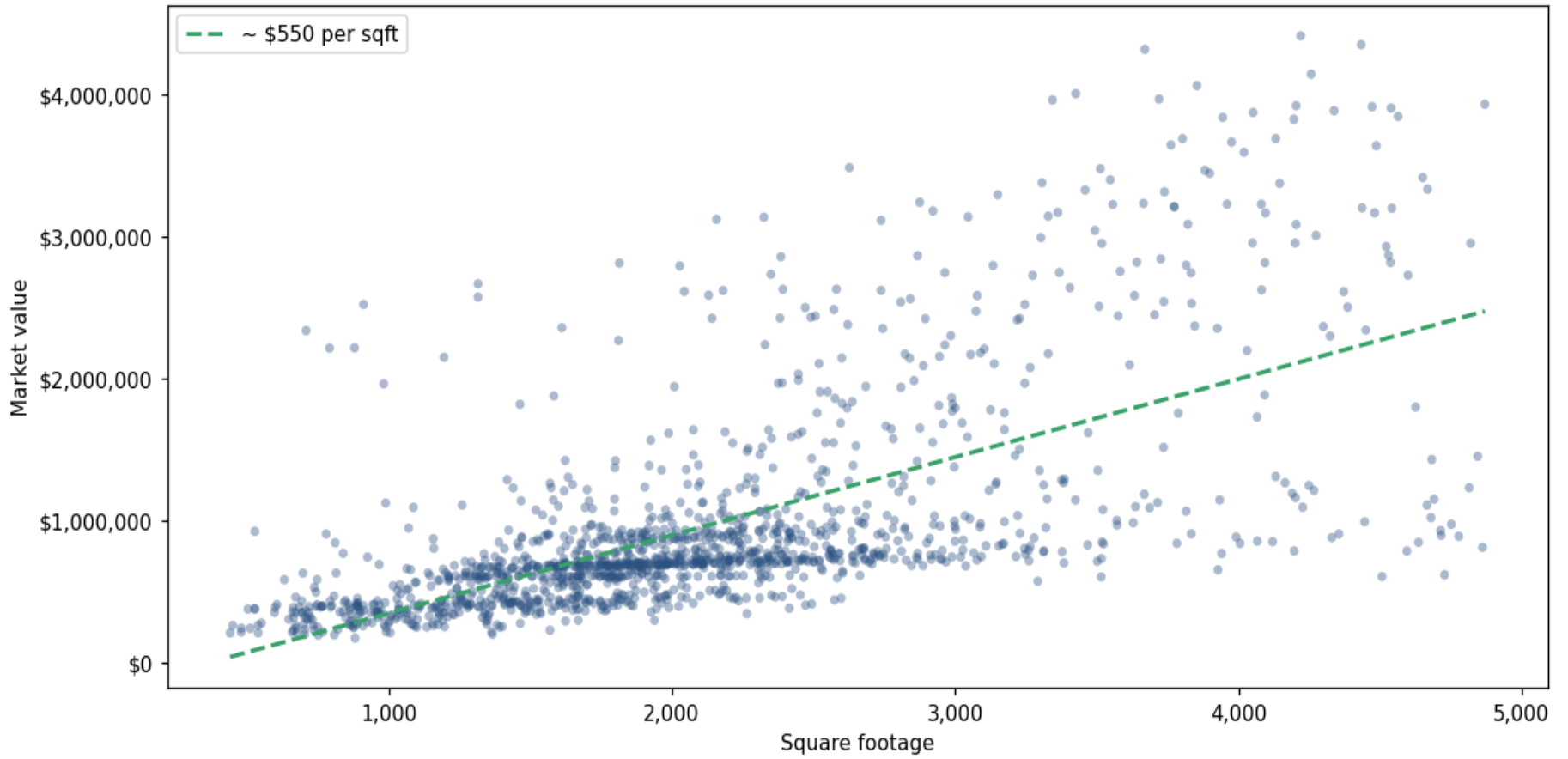
Address	City	Type	Market Value	Sq Ft	Year	Annual Tax
12418 1ST ST W	Treasure Island	Single Family Home	\$2,148,125	1,196	1977	\$35,139
8505 BLIND PASS DR	Treasure Island	Single Family Home	\$2,143,763	2,600	1993	\$27,535
8701 W GULF BLVD	Treasure Island	Single Family Home	\$2,142,079	2,840	2018	\$33,336
730 123RD AVE	Treasure Island	Single Family Home	\$2,103,946	2,520	2021	\$34,637
815 123RD AVE	Treasure Island	Single Family Home	\$2,103,064	3,138	2001	\$34,880
10012 S YACHT CLUB DR	Treasure Island	Single Family Home	\$2,094,901	3,616	1978	\$35,228
8006 W GULF BLVD	Treasure Island	Single Family Home	\$2,089,927	2,888	1989	\$39,718
10045 GULF BLVD	Treasure Island	Single Family Home	\$2,076,124	3,265	2013	\$35,349
10124 GULF BLVD # A	Treasure Island	Single Family Home	\$2,029,867	2,447	1998	\$33,936
10124 GULF BLVD # B	Treasure Island	Single Family Home	\$1,987,435	2,447	1998	\$33,709
4 PARADISE LN	Treasure Island	Single Family Home	\$1,984,310	2,855	1998	\$36,665
10085 PARADISE BLVD	Treasure Island	Single Family Home	\$1,968,462	2,390	2015	\$33,245
8451 BLIND PASS DR	Treasure Island	Single Family Home	\$1,966,047	2,376	1991	\$29,549
8453 BLIND PASS DR	Treasure Island	Single Family Home	\$1,965,740	3,246	1998	\$26,674
8478 W GULF BLVD	Treasure Island	Single Family Home	\$1,961,743	983	1978	\$30,690
10121 TARPON DR	Treasure Island	Single Family Home	\$1,943,335	2,685	2000	\$32,916
8200 W GULF BLVD	Treasure Island	Single Family Home	\$1,942,196	2,009	1979	\$35,138
11165 8TH ST E	Treasure Island	Single Family Home	\$1,937,046	2,809	2018	\$34,415
11325 5TH ST E	Treasure Island	Single Family Home	\$1,905,646	2,550	2016	\$31,851
8435 BAYSHORE DR	Treasure Island	Single Family Home	\$1,905,162	2,523	1993	\$26,272
50 DOLPHIN DR	Treasure Island	Single Family Home	\$1,894,185	6,262	1998	\$32,812
810 123RD AVE	Treasure Island	Single Family Home	\$1,883,393	4,093	1967	\$34,919
12458 1ST ST W	Treasure Island	Single Family Home	\$1,876,400	1,584	1977	\$35,914
25 83RD AVE	Treasure Island	Single Family Home	\$1,863,062	2,988	2000	\$25,860
810 116TH AVE	Treasure Island	Single Family Home	\$1,859,479	2,576	2013	\$31,038

Address	City	Type	Market Value	Sq Ft	Year	Annual Tax
8425 BAYSHORE DR	Treasure Island	Single Family Home	\$1,836,152	2,637	1993	\$25,130
770 116TH AVE	Treasure Island	Single Family Home	\$1,823,775	2,601	2006	\$30,301
12498 1ST ST W	Treasure Island	Single Family Home	\$1,817,137	1,464	1977	\$29,917
31 81ST AVE	Treasure Island	Single Family Home	\$1,816,985	2,992	2006	\$25,502
7711 BAYSHORE DR	Treasure Island	Single Family Home	\$1,808,954	2,943	1949	\$22,779
11140 1ST ST E	Treasure Island	Single Family Home	\$1,798,291	4,626	1982	\$29,753
8773 W GULF BLVD	Treasure Island	Single Family Home	\$1,792,285	3,001	2016	\$28,105
750 123RD AVE	Treasure Island	Single Family Home	\$1,791,835	2,619	2005	\$29,270
12316 LAGOON LN	Treasure Island	Single Family Home	\$1,778,863	3,125	2007	\$29,866
8449 BLIND PASS DR	Treasure Island	Single Family Home	\$1,768,643	2,990	1992	\$24,146
10211 TARPON DR	Treasure Island	Single Family Home	\$1,758,076	3,174	2015	\$28,298
8515 BLIND PASS DR	Treasure Island	Single Family Home	\$1,757,123	2,513	1993	\$23,460

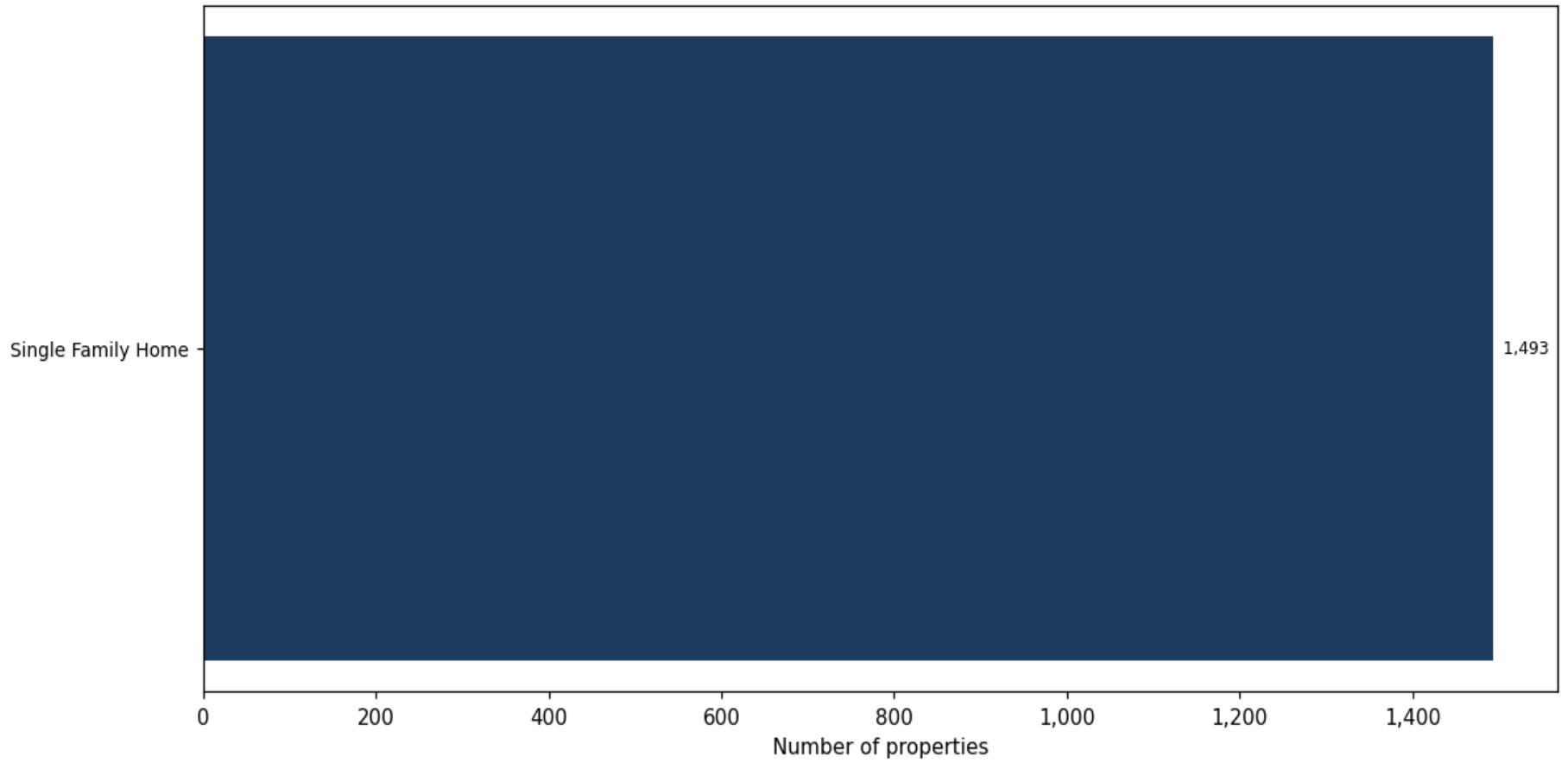
**Market value distribution (n=1,492, top 1% trimmed for readability)**



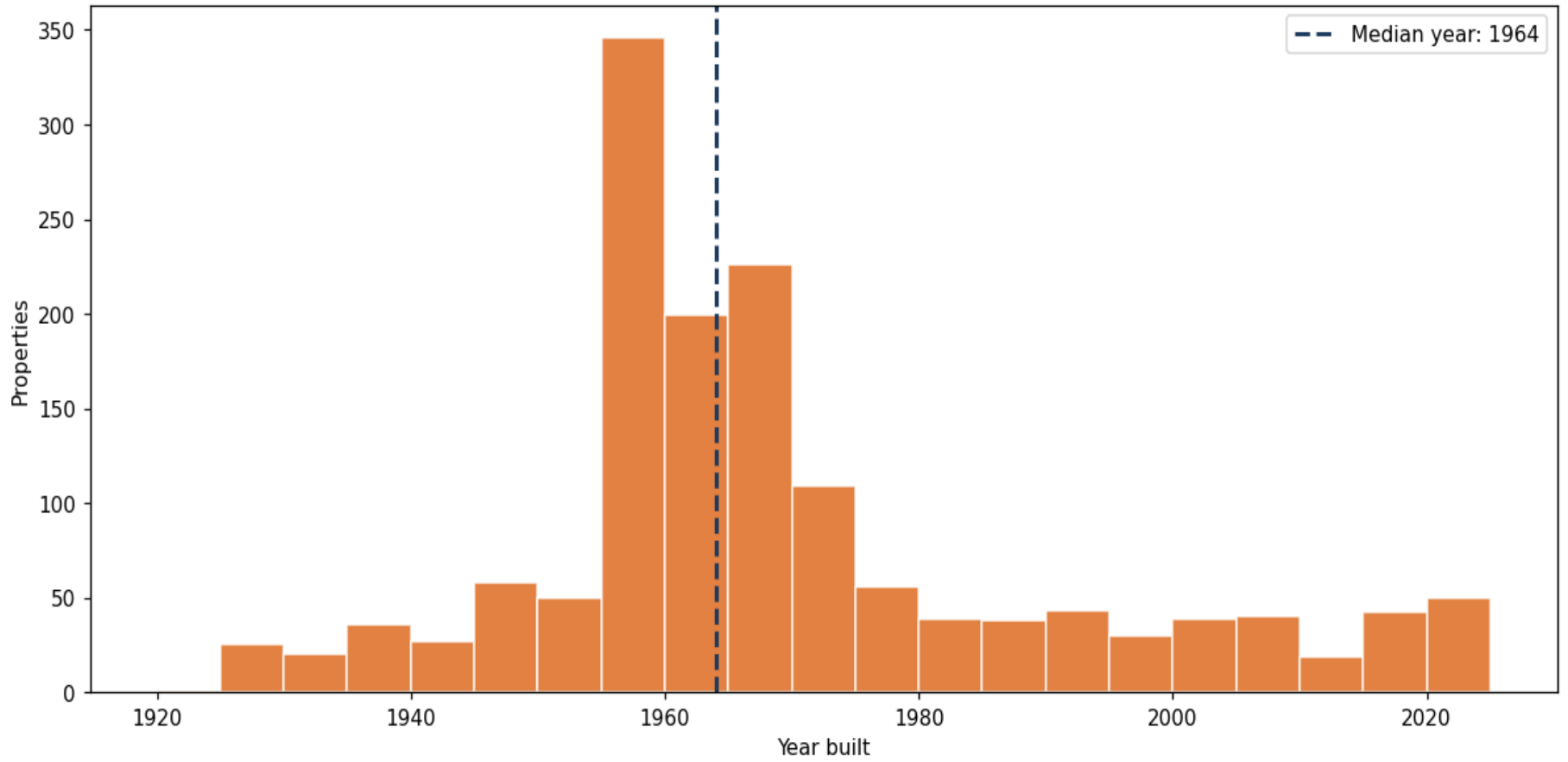
**Building size vs. market value (n=1,462, outliers trimmed)**



### Top property types by count



**Year built distribution (5-year buckets)**



**Market value vs. assessed value (gap = untaxed appreciation)**

