

Pinellas Property Market Report

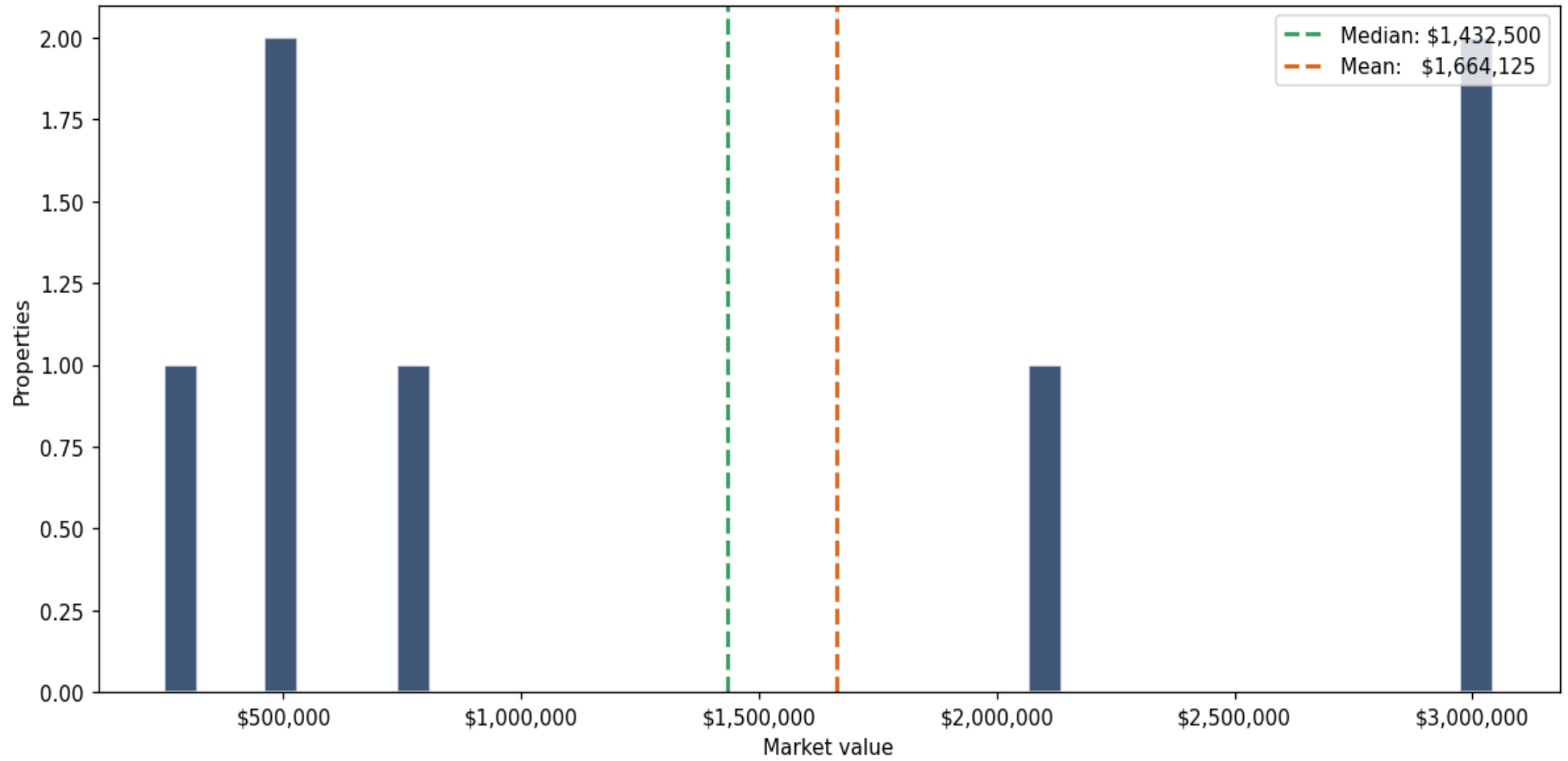
8 matching properties • May 30, 2026

| Filters applied | Headline numbers |
|---------------------------------------------|-------------------------------------------|
| City: Treasure Island | Properties matched: 8 |
| Property type: Restaurant, Cafeteria | Median market value: \$2,095,000 |
| | Mean market value: \$1,664,125 |
| | Min / Max: \$250,000 / \$3,200,000 |
| | Mean square footage: 4,041 |

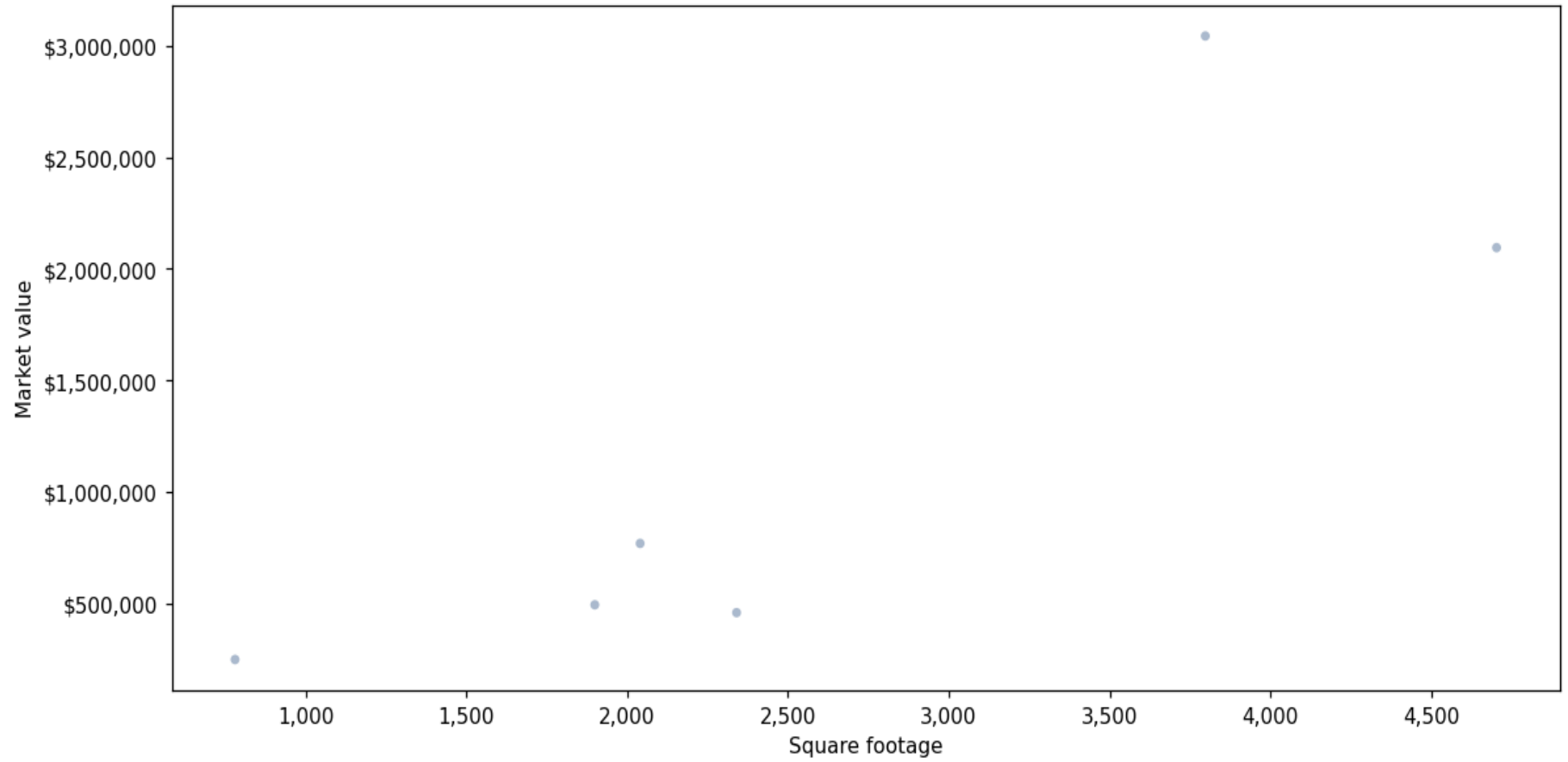
Top 8 properties by market value

| Address | City | Type | Market Value | Sq Ft | Year | Annual Tax |
|------------------|-----------------|-----------------------|--------------|-------|------|------------|
| 9610 GULF BLVD | Treasure Island | Restaurant, Cafeteria | \$3,200,000 | 9,419 | 1974 | \$55,443 |
| 11165 GULF BLVD | Treasure Island | Restaurant, Cafeteria | \$3,043,000 | 3,798 | 1962 | \$52,249 |
| 10925 GULF BLVD | Treasure Island | Restaurant, Cafeteria | \$3,000,000 | 7,350 | 1973 | \$52,050 |
| 9000 W GULF BLVD | Treasure Island | Restaurant, Cafeteria | \$2,095,000 | 4,704 | 1950 | \$34,722 |
| 160 107TH AVE | Treasure Island | Restaurant, Cafeteria | \$770,000 | 2,040 | 1972 | \$13,571 |
| 10709 GULF BLVD | Treasure Island | Restaurant, Cafeteria | \$495,000 | 1,899 | 2010 | \$8,523 |
| 105 107TH AVE | Treasure Island | Restaurant, Cafeteria | \$460,000 | 2,340 | 1954 | \$8,110 |
| 230 107TH AVE | Treasure Island | Restaurant, Cafeteria | \$250,000 | 780 | 1953 | \$4,303 |

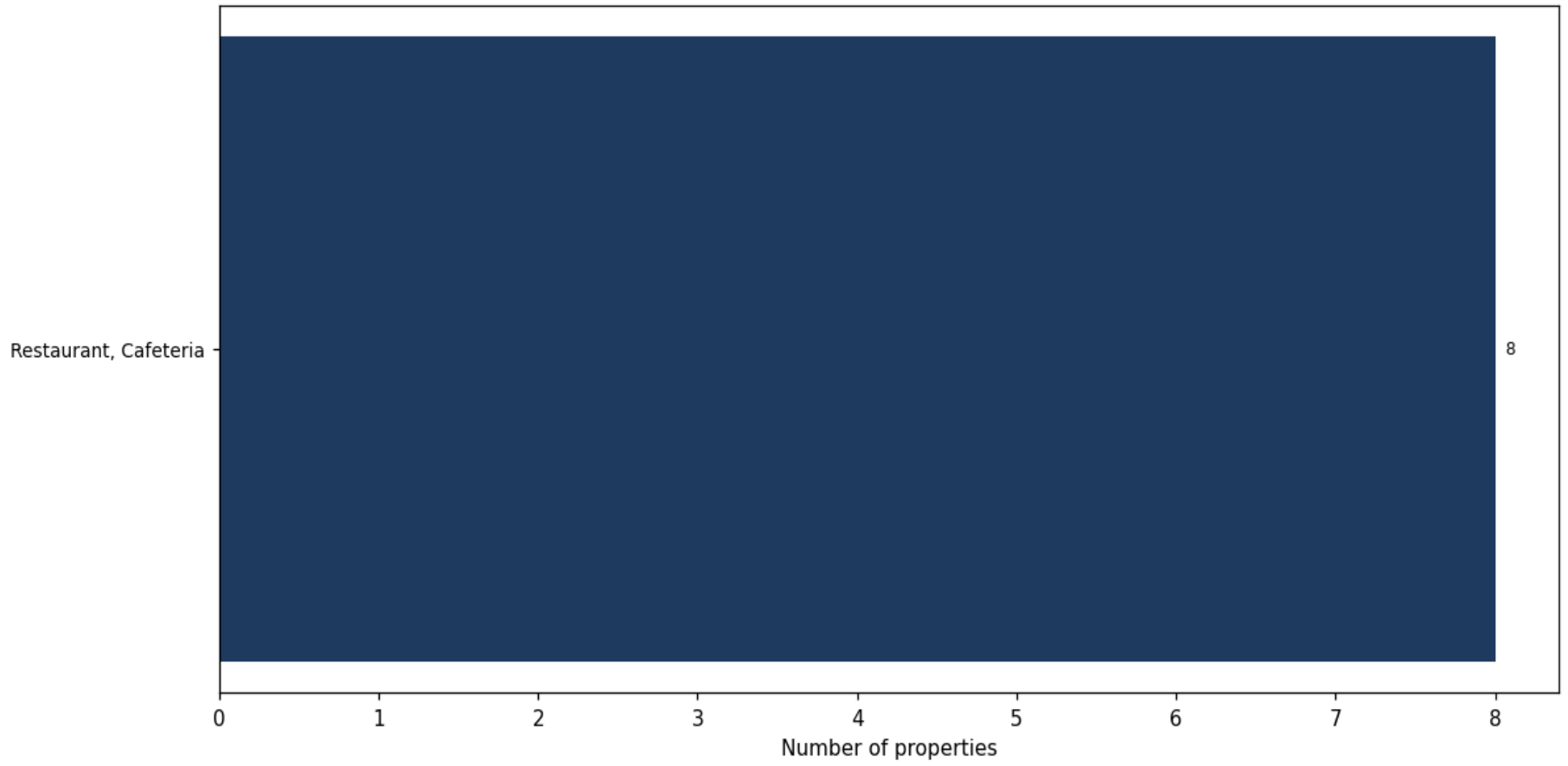
Market value distribution (n=8, top 1% trimmed for readability)



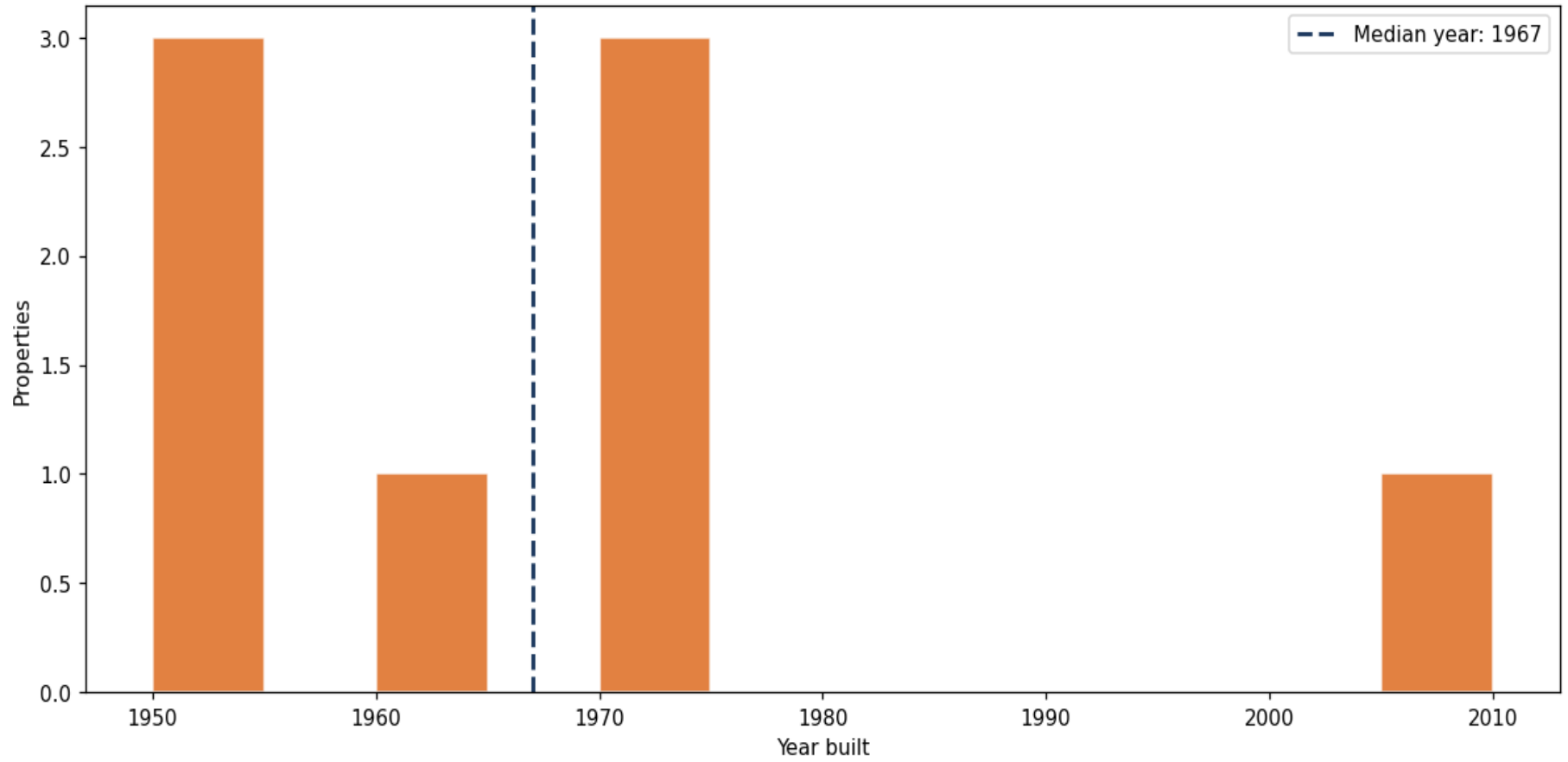
Building size vs. market value (n=6, outliers trimmed)



Top property types by count



Year built distribution (5-year buckets)



Market value vs. assessed value (gap = untaxed appreciation)

