

Pinellas Property Market Report

46 matching properties • May 30, 2026

Filters applied	Headline numbers
City: Treasure Island	Properties matched: 46
Property type: Hotels and Motels (49 units or less)	Median market value: \$1,575,000
	Mean market value: \$1,986,277
	Min / Max: \$285,000 / \$10,400,000
	Mean square footage: 7,522

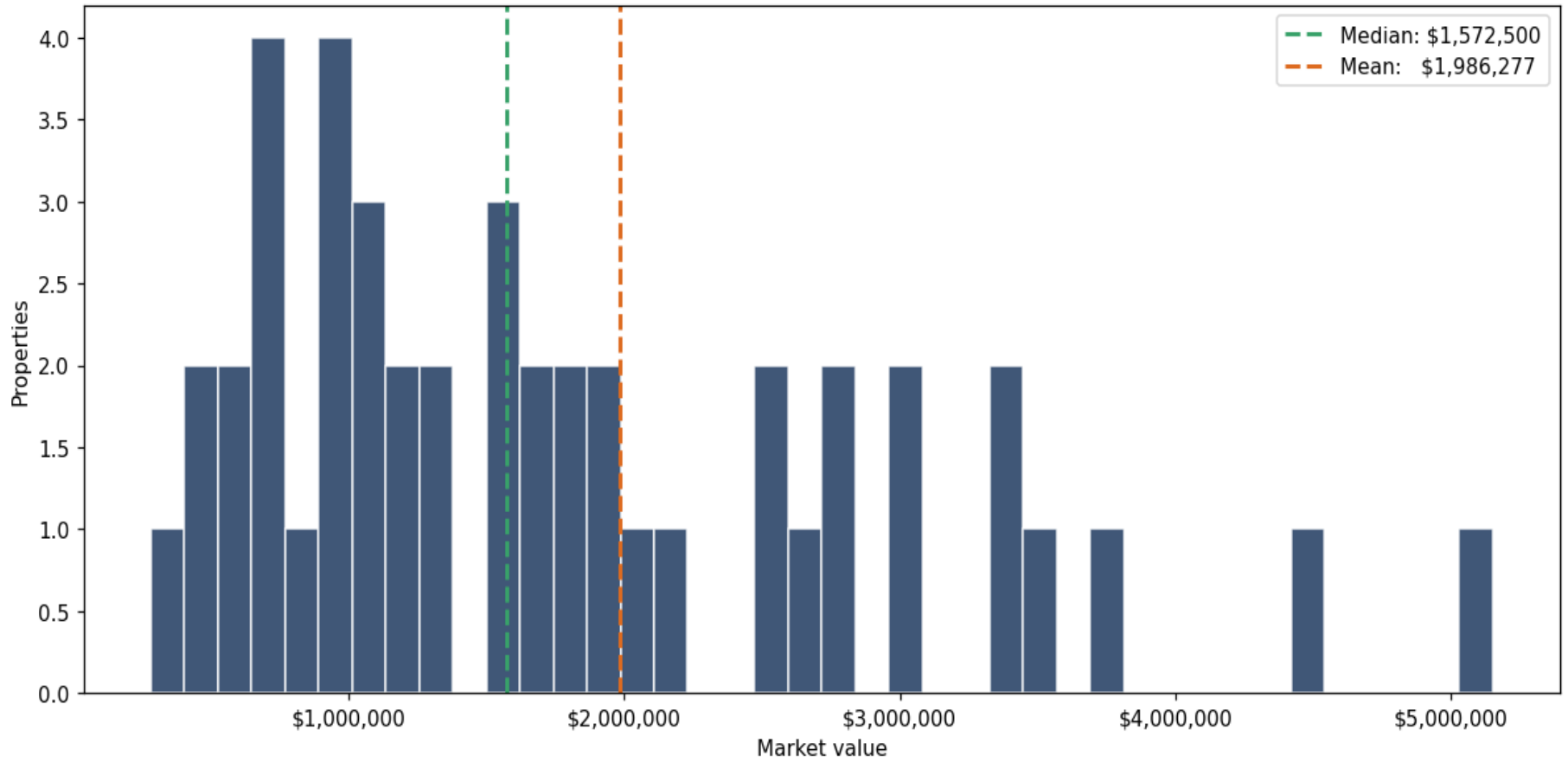
Top 46 properties by market value

Address	City	Type	Market Value	Sq Ft	Year	Annual Tax
290 107TH AVE	Treasure Island	Hotels and Motels (49 un	\$10,400,000	40,178	2019	\$182,879
11780 GULF BLVD	Treasure Island	Hotels and Motels (49 un	\$5,150,000	14,537	1952	\$89,702
11320 GULF BLVD	Treasure Island	Hotels and Motels (49 un	\$4,500,000	17,856	1949	\$71,993
12700 GULF BLVD	Treasure Island	Hotels and Motels (49 un	\$3,723,723	13,299	1983	\$63,718
11365 GULF BLVD	Treasure Island	Hotels and Motels (49 un	\$3,500,000	9,484	1956	\$60,408
10500 GULF BLVD	Treasure Island	Hotels and Motels (49 un	\$3,400,000	17,800	1958	\$60,242
11580 GULF BLVD	Treasure Island	Hotels and Motels (49 un	\$3,400,000	6,783	1950	\$61,235
11855 GULF BLVD	Treasure Island	Hotels and Motels (49 un	\$3,050,000	12,699	1949	\$52,712
10164 GULF BLVD	Treasure Island	Hotels and Motels (49 un	\$2,975,000	11,534	1950	\$54,367
11205 GULF BLVD	Treasure Island	Hotels and Motels (49 un	\$2,750,000	11,018	1958	\$47,168
11240 1ST ST E	Treasure Island	Hotels and Motels (49 un	\$2,750,000	7,696	1958	\$47,995
11600 GULF BLVD	Treasure Island	Hotels and Motels (49 un	\$2,600,000	8,942	1956	\$46,340
10264 GULF BLVD	Treasure Island	Hotels and Motels (49 un	\$2,590,000	9,560	1952	\$45,016

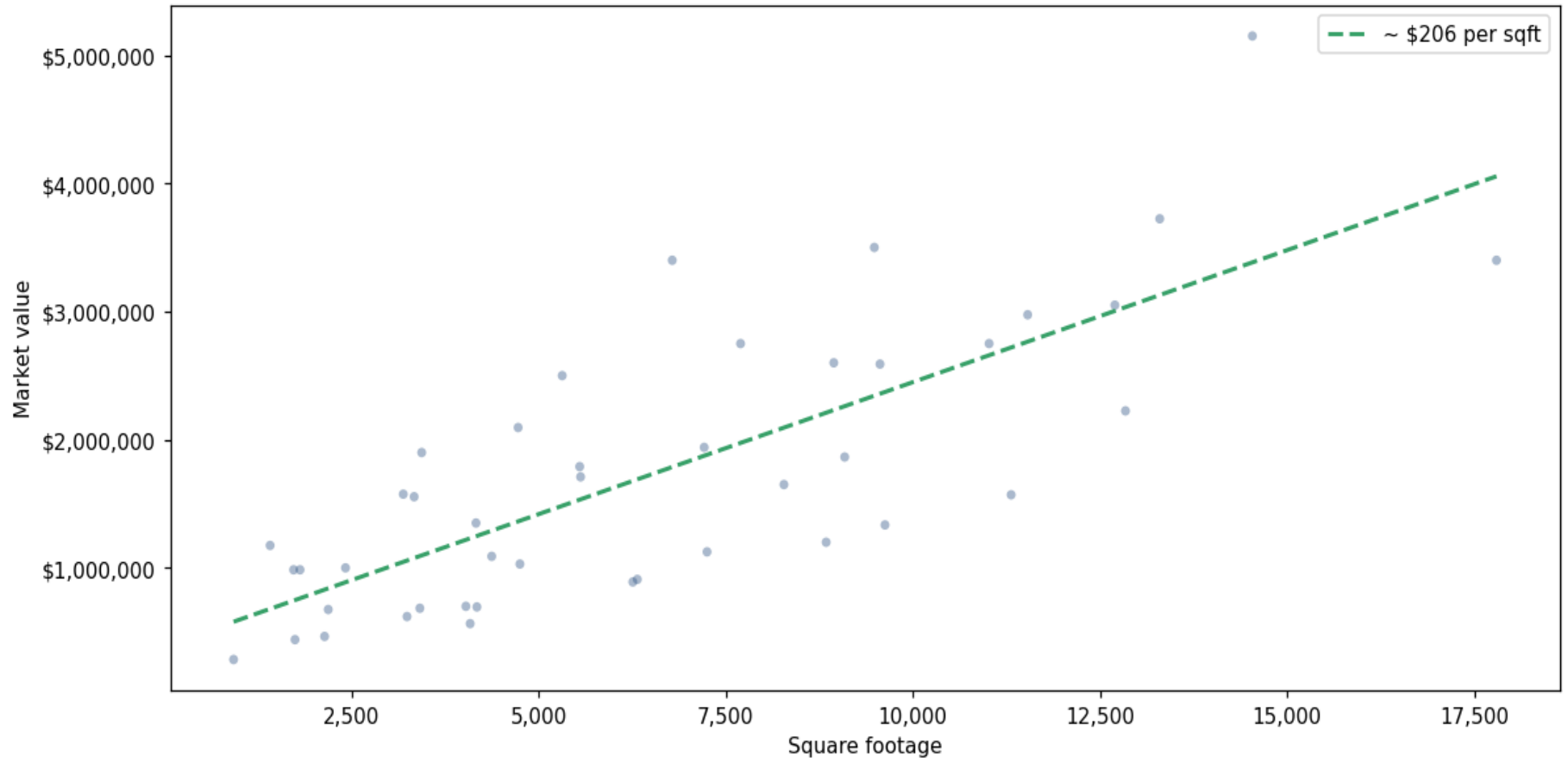
Address	City	Type	Market Value	Sq Ft	Year	Annual Tax
11903 GULF BLVD	Treasure Island	Hotels and Motels (49 un	\$2,500,000	5,312	1952	\$44,685
11799 GULF BLVD	Treasure Island	Hotels and Motels (49 un	\$2,225,000	12,841	1951	\$39,555
279 104TH AVE	Treasure Island	Hotels and Motels (49 un	\$2,095,000	4,723	1962	\$36,410
7963 BAYSHORE DR	Treasure Island	Hotels and Motels (49 un	\$1,940,000	7,210	1955	\$35,583
12035 GULF BLVD	Treasure Island	Hotels and Motels (49 un	\$1,900,000	3,434	1952	\$31,942
10300 GULF BLVD	Treasure Island	Hotels and Motels (49 un	\$1,865,000	9,088	1973	\$32,769
11275 GULF BLVD	Treasure Island	Hotels and Motels (49 un	\$1,790,000	5,546	1948	\$30,949
11325 GULF BLVD	Treasure Island	Hotels and Motels (49 un	\$1,710,000	5,558	1950	\$29,459
10450 GULF BLVD	Treasure Island	Hotels and Motels (49 un	\$1,650,000	8,276	1955	\$29,790
12100 GULF BLVD	Treasure Island	Hotels and Motels (49 un	\$1,575,000	3,188	1956	\$27,308
11705 GULF BLVD	Treasure Island	Hotels and Motels (49 un	\$1,570,000	11,313	1952	\$27,804
10200 GULF BLVD	Treasure Island	Hotels and Motels (49 un	\$1,555,000	3,333	1949	\$24,163
12315 GULF BLVD	Treasure Island	Hotels and Motels (49 un	\$1,350,000	4,160	1949	\$28,135
12600 GULF BLVD	Treasure Island	Hotels and Motels (49 un	\$1,335,000	9,627	1957	\$24,246
9630 GULF BLVD	Treasure Island	Hotels and Motels (49 un	\$1,200,000	8,840	1974	\$22,591
8584 W GULF BLVD	Treasure Island	Hotels and Motels (49 un	\$1,175,000	1,408		\$21,681
11160 1ST ST E	Treasure Island	Hotels and Motels (49 un	\$1,125,000	7,248	1956	\$18,702
10273 GULF BLVD	Treasure Island	Hotels and Motels (49 un	\$1,090,000	4,370	1949	\$19,033
11965 GULF BLVD	Treasure Island	Hotels and Motels (49 un	\$1,030,000	4,747	1954	\$19,033
12620 GULF BLVD	Treasure Island	Hotels and Motels (49 un	\$1,000,000	2,416	1952	\$16,550
10240 GULF BLVD	Treasure Island	Hotels and Motels (49 un	\$985,000	1,722	1954	\$17,212
10232 GULF BLVD	Treasure Island	Hotels and Motels (49 un	\$985,000	1,808	1940	\$17,212
18 PARADISE LN	Treasure Island	Hotels and Motels (49 un	\$910,000	6,316	1968	\$15,495
10248 GULF BLVD	Treasure Island	Hotels and Motels (49 un	\$890,000	6,256	1971	\$18,205
12112 GULF BLVD	Treasure Island	Hotels and Motels (49 un	\$700,000	4,025	1954	\$12,247

Address	City	Type	Market Value	Sq Ft	Year	Annual Tax
12520 GULF BLVD	Treasure Island	Hotels and Motels (49 un	\$695,000	4,172	1972	\$12,578
7925 W GULF BLVD	Treasure Island	Hotels and Motels (49 un	\$685,000	3,410	1955	\$12,330
12321 124TH AVE	Treasure Island	Hotels and Motels (49 un	\$675,000	2,185	1948	\$12,578
10225 GULF BLVD	Treasure Island	Hotels and Motels (49 un	\$620,000	3,238	1946	\$10,675
12512 GULF BLVD	Treasure Island	Hotels and Motels (49 un	\$565,000	4,082	1972	\$10,261
11158 1ST ST E	Treasure Island	Hotels and Motels (49 un	\$465,000	2,136	1962	\$7,944
12321 GULF BLVD	Treasure Island	Hotels and Motels (49 un	\$440,000	1,741	1948	\$7,779
12321 GULF BLVD	Treasure Island	Hotels and Motels (49 un	\$285,000	920	1951	\$5,131

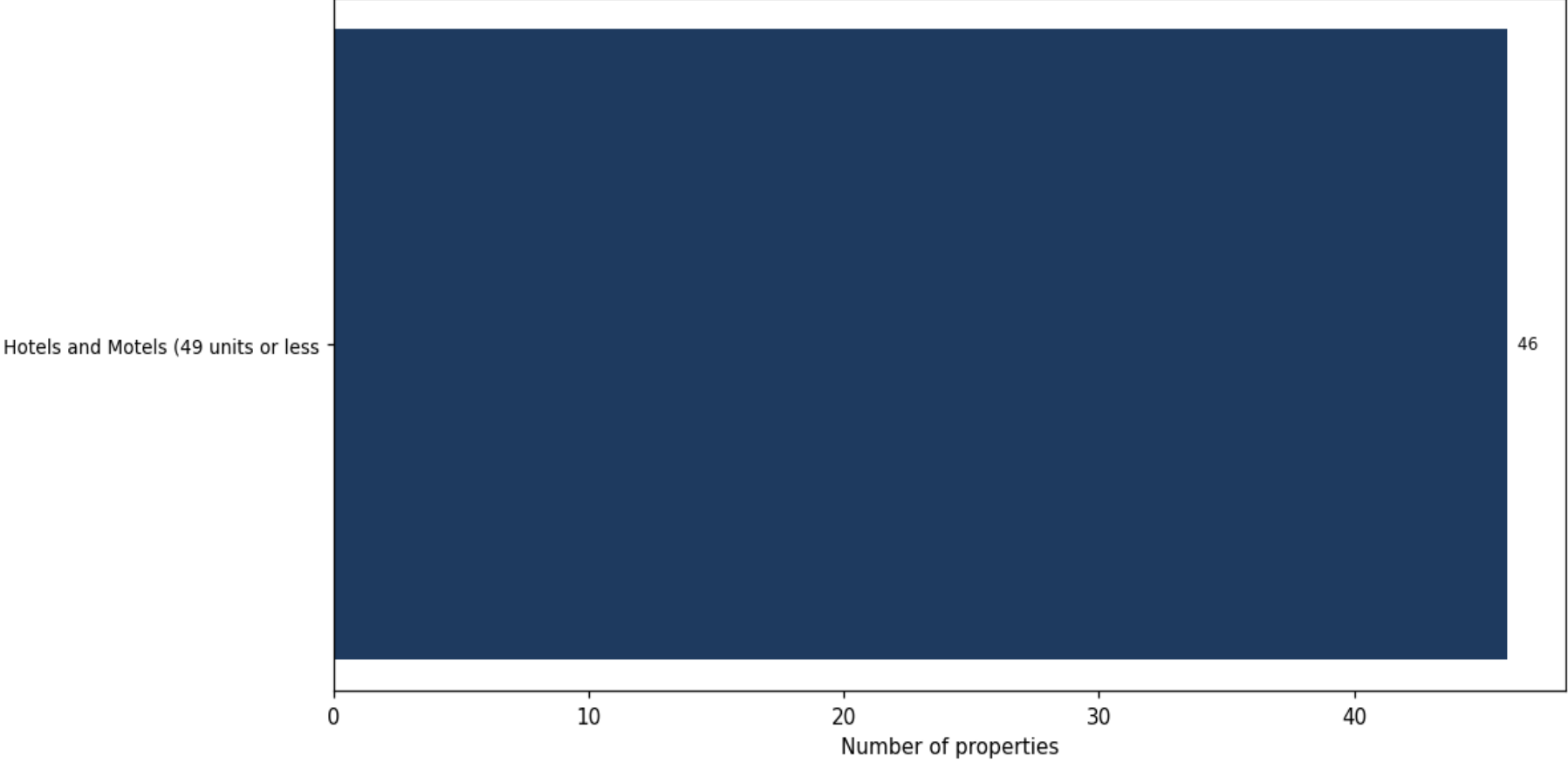
Market value distribution (n=46, top 1% trimmed for readability)



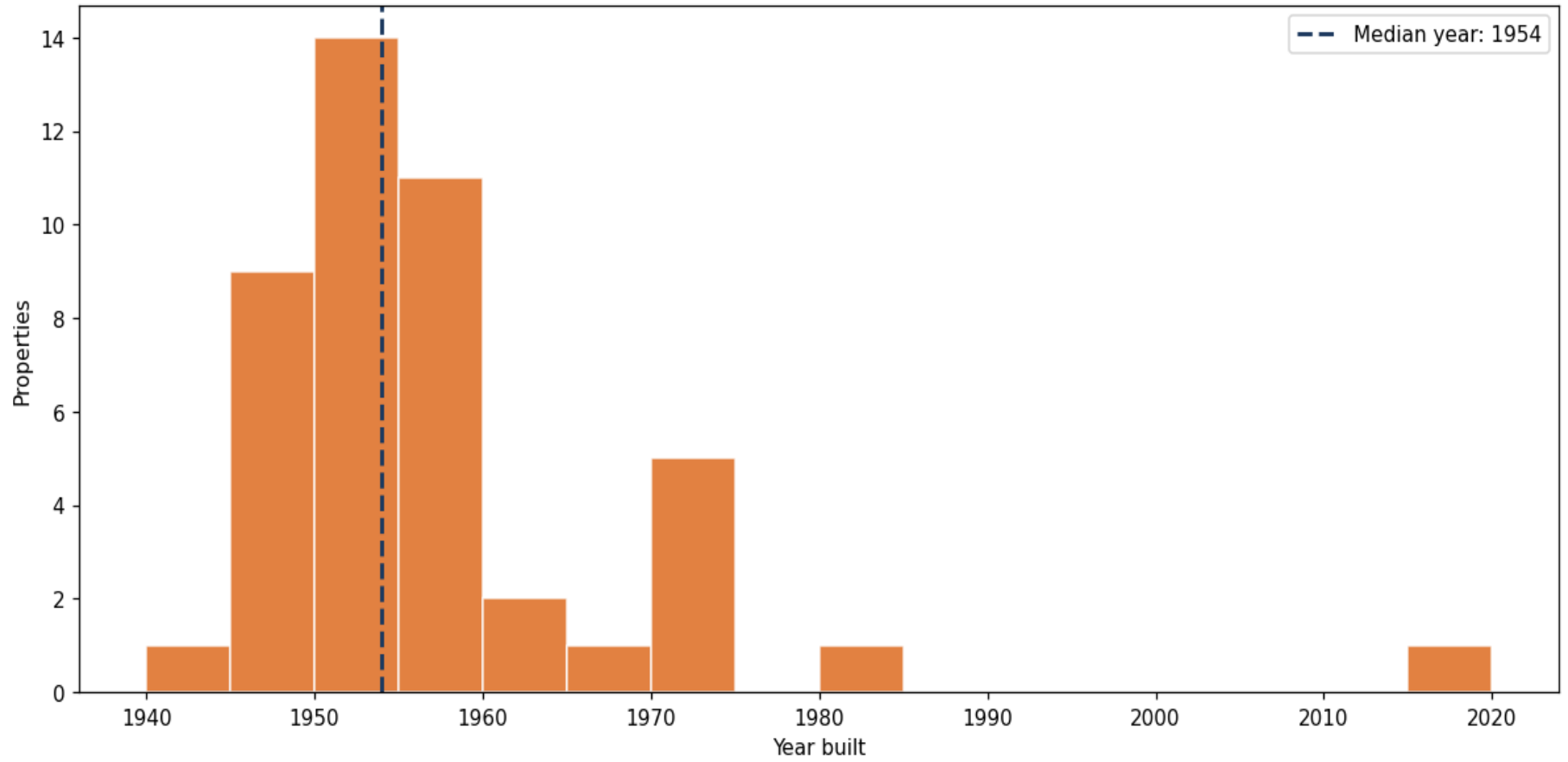
Building size vs. market value (n=44, outliers trimmed)



Top property types by count



Year built distribution (5-year buckets)



Market value vs. assessed value (gap = untaxed appreciation)

