

# Pinellas Property Market Report

54 matching properties • May 31, 2026

Filters applied	Headline numbers
<b>City:</b> Treasure Island	<b>Properties matched:</b> 54
<b>Property type:</b> Condominium (land lease)	<b>Median market value:</b> \$231,728
	<b>Mean market value:</b> \$245,315
	<b>Min / Max:</b> \$128,554 / \$522,573
	<b>Mean square footage:</b> 961

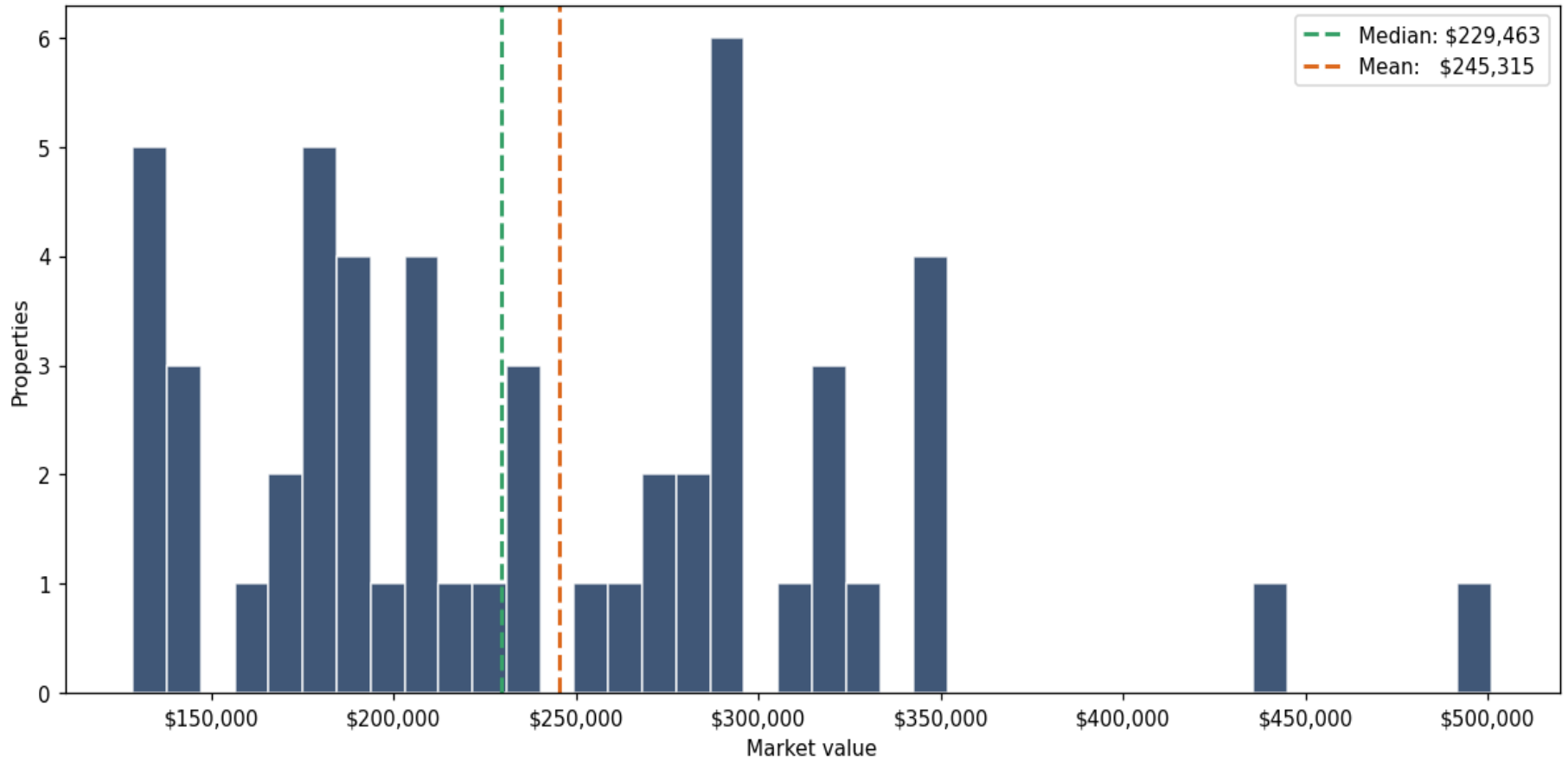
## Top 54 properties by market value

Address	City	Type	Market Value	Sq Ft	Year	Annual Tax
280 126TH AVE # 210	Treasure Island	Condominium (land lease)	\$522,573	2,065	1968	\$6,900
280 126TH AVE # 402	Treasure Island	Condominium (land lease)	\$500,962	2,020	1968	\$6,422
280 126TH AVE # 401	Treasure Island	Condominium (land lease)	\$436,375	1,695	1968	\$5,601
280 126TH AVE # 304	Treasure Island	Condominium (land lease)	\$347,828	1,245	1968	\$4,608
280 126TH AVE # 303	Treasure Island	Condominium (land lease)	\$347,828	1,245	1968	\$4,608
280 126TH AVE # 204	Treasure Island	Condominium (land lease)	\$344,468	1,245	1968	\$4,560
280 126TH AVE # 203	Treasure Island	Condominium (land lease)	\$344,468	1,245	1968	\$4,560
280 126TH AVE # 301	Treasure Island	Condominium (land lease)	\$327,617	1,060	1968	\$4,501
280 126TH AVE # 302	Treasure Island	Condominium (land lease)	\$323,165	1,005	1968	\$4,508
280 126TH AVE # 202	Treasure Island	Condominium (land lease)	\$320,792	1,005	1968	\$4,466
280 126TH AVE # 311	Treasure Island	Condominium (land lease)	\$317,246	1,060	1968	\$4,526
280 126TH AVE # 209	Treasure Island	Condominium (land lease)	\$306,549	1,005	1968	\$4,334
280 126TH AVE # 306	Treasure Island	Condominium (land lease)	\$295,359	1,005	1968	\$4,113

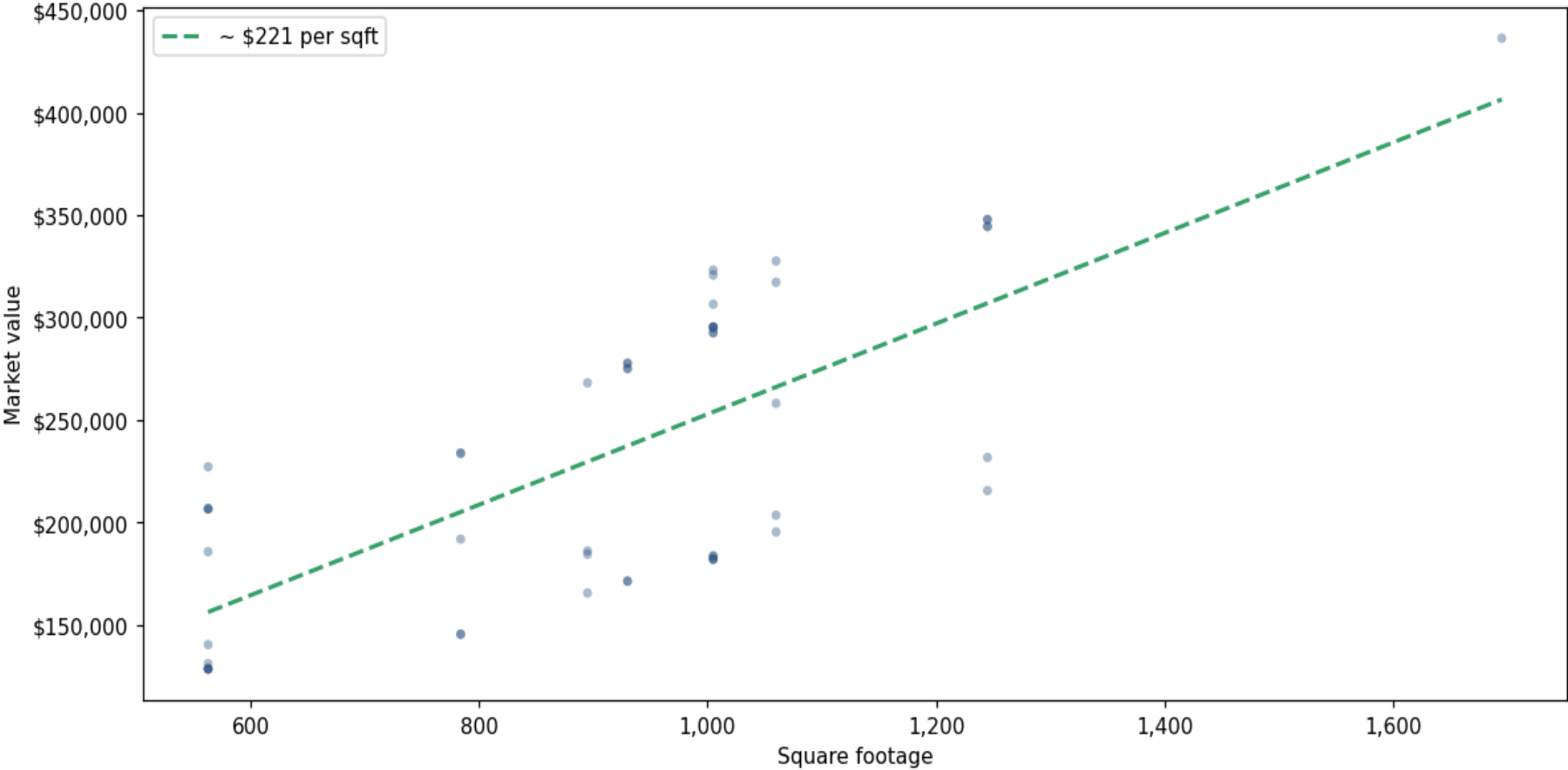
Address	City	Type	Market Value	Sq Ft	Year	Annual Tax
280 126TH AVE # 305	Treasure Island	Condominium (land lease)	\$295,359	1,005	1968	\$4,113
280 126TH AVE # 310	Treasure Island	Condominium (land lease)	\$295,359	1,005	1968	\$4,164
280 126TH AVE # 309	Treasure Island	Condominium (land lease)	\$295,359	1,005	1968	\$4,113
280 126TH AVE # 206	Treasure Island	Condominium (land lease)	\$292,646	1,005	1968	\$4,079
280 126TH AVE # 205	Treasure Island	Condominium (land lease)	\$292,646	1,005	1968	\$4,079
280 126TH AVE # 308	Treasure Island	Condominium (land lease)	\$277,710	930	1968	\$3,819
280 126TH AVE # 307	Treasure Island	Condominium (land lease)	\$277,710	930	1968	\$3,819
280 126TH AVE # 208	Treasure Island	Condominium (land lease)	\$275,200	930	1968	\$3,787
280 126TH AVE # 207	Treasure Island	Condominium (land lease)	\$275,200	930	1968	\$3,893
250 126TH AVE # 210	Treasure Island	Condominium (land lease)	\$268,165	895	1967	\$3,661
280 126TH AVE # 201	Treasure Island	Condominium (land lease)	\$258,174	1,060	1968	\$4,328
250 126TH AVE # 205	Treasure Island	Condominium (land lease)	\$233,849	784	1967	\$3,118
250 126TH AVE # 202	Treasure Island	Condominium (land lease)	\$233,849	784	1967	\$3,118
280 126TH AVE # 104	Treasure Island	Condominium (land lease)	\$231,728	1,245	1968	\$4,980
250 126TH AVE # 207	Treasure Island	Condominium (land lease)	\$227,198	563	1967	\$3,016
280 126TH AVE # 103	Treasure Island	Condominium (land lease)	\$215,563	1,245	1968	\$4,633
250 126TH AVE # 206	Treasure Island	Condominium (land lease)	\$206,682	563	1967	\$2,746
250 126TH AVE # 203	Treasure Island	Condominium (land lease)	\$206,682	563	1967	\$2,746
250 126TH AVE # 204	Treasure Island	Condominium (land lease)	\$206,682	563	1967	\$2,746
280 126TH AVE # 101	Treasure Island	Condominium (land lease)	\$203,548	1,060	1968	\$4,538
280 126TH AVE # 111	Treasure Island	Condominium (land lease)	\$195,367	1,060	1968	\$4,374
250 126TH AVE # 209	Treasure Island	Condominium (land lease)	\$191,902	784	1967	\$3,118
250 126TH AVE # 101	Treasure Island	Condominium (land lease)	\$186,124	895	1967	\$4,078
250 126TH AVE # 208	Treasure Island	Condominium (land lease)	\$185,746	563	1967	\$3,006
250 126TH AVE # 110	Treasure Island	Condominium (land lease)	\$184,496	895	1967	\$4,078

Address	City	Type	Market Value	Sq Ft	Year	Annual Tax
280 126TH AVE # 102	Treasure Island	Condominium (land lease)	\$183,753	1,005	1968	\$4,140
280 126TH AVE # 110	Treasure Island	Condominium (land lease)	\$183,532	1,005	1968	\$4,201
280 126TH AVE # 109	Treasure Island	Condominium (land lease)	\$182,121	1,005	1968	\$4,113
280 126TH AVE # 105	Treasure Island	Condominium (land lease)	\$182,121	1,005	1968	\$4,113
280 126TH AVE # 106	Treasure Island	Condominium (land lease)	\$182,121	1,005	1968	\$4,324
280 126TH AVE # 107	Treasure Island	Condominium (land lease)	\$171,407	930	1968	\$3,819
280 126TH AVE # 108	Treasure Island	Condominium (land lease)	\$171,407	930	1968	\$3,819
250 126TH AVE # 201	Treasure Island	Condominium (land lease)	\$165,606	895	1967	\$3,661
250 126TH AVE # 102	Treasure Island	Condominium (land lease)	\$145,496	784	1967	\$3,306
250 126TH AVE # 109	Treasure Island	Condominium (land lease)	\$145,496	784	1967	\$3,148
250 126TH AVE # 107	Treasure Island	Condominium (land lease)	\$140,437	563	1967	\$3,057
250 126TH AVE # 105	Treasure Island	Condominium (land lease)	\$131,115	563	1967	\$2,912
250 126TH AVE # 108	Treasure Island	Condominium (land lease)	\$128,554	563	1967	\$3,057
250 126TH AVE # 106	Treasure Island	Condominium (land lease)	\$128,554	563	1967	\$2,912
250 126TH AVE # 104	Treasure Island	Condominium (land lease)	\$128,554	563	1967	\$2,773
250 126TH AVE # 103	Treasure Island	Condominium (land lease)	\$128,554	563	1967	\$2,773

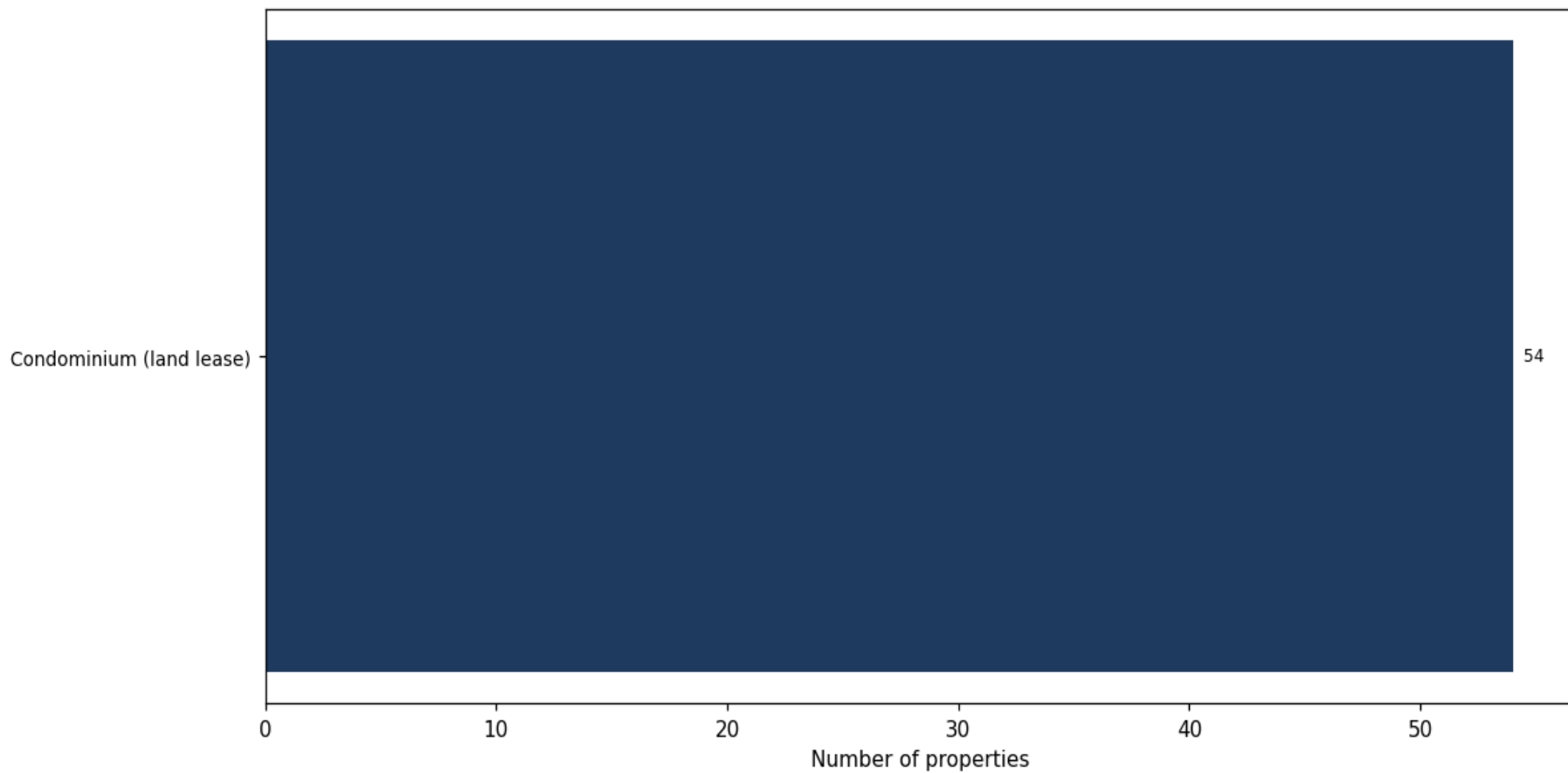
**Market value distribution (n=54, top 1% trimmed for readability)**



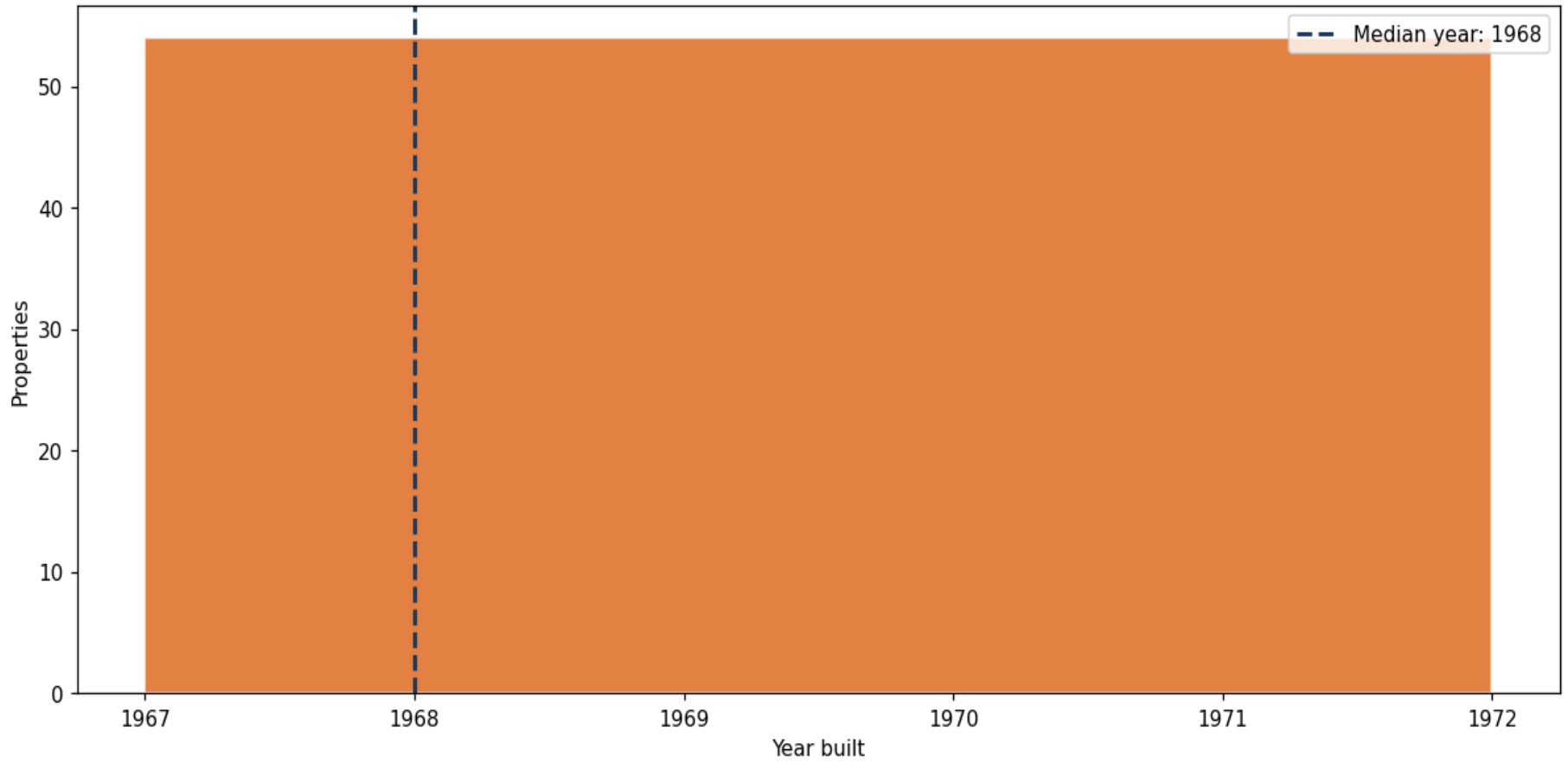
**Building size vs. market value (n=52, outliers trimmed)**



### Top property types by count



**Year built distribution (5-year buckets)**



**Market value vs. assessed value (gap = untaxed appreciation)**

