

Pinellas Property Market Report

17 matching properties • May 31, 2026

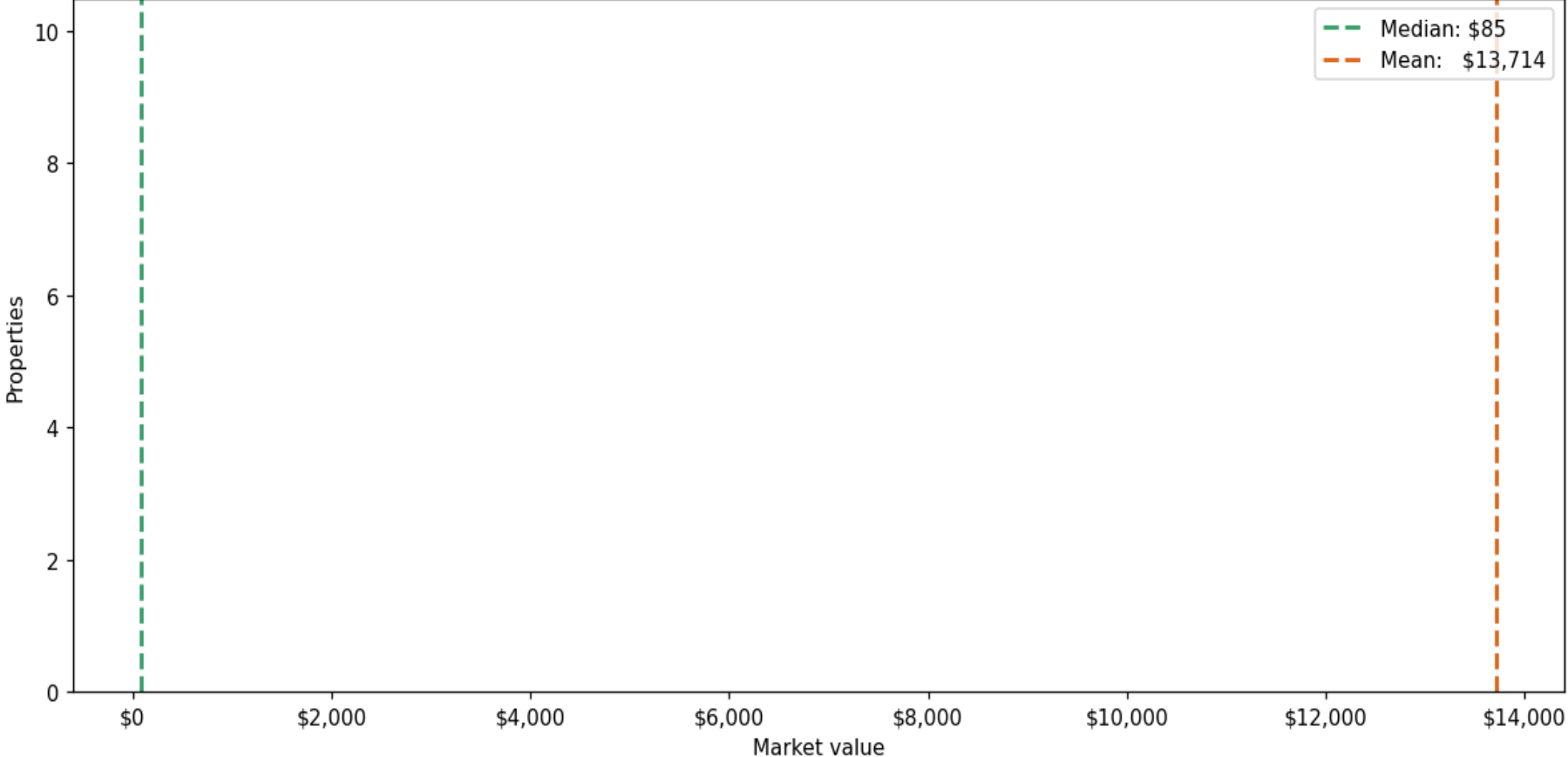
Filters applied	Headline numbers
City: Treasure Island	Properties matched: 17
Property type: Condo Rec Area Dev Own	Median market value: \$85
	Mean market value: \$8,874
	Min / Max: \$0 / \$150,000
	Mean square footage: 272

Top 17 properties by market value

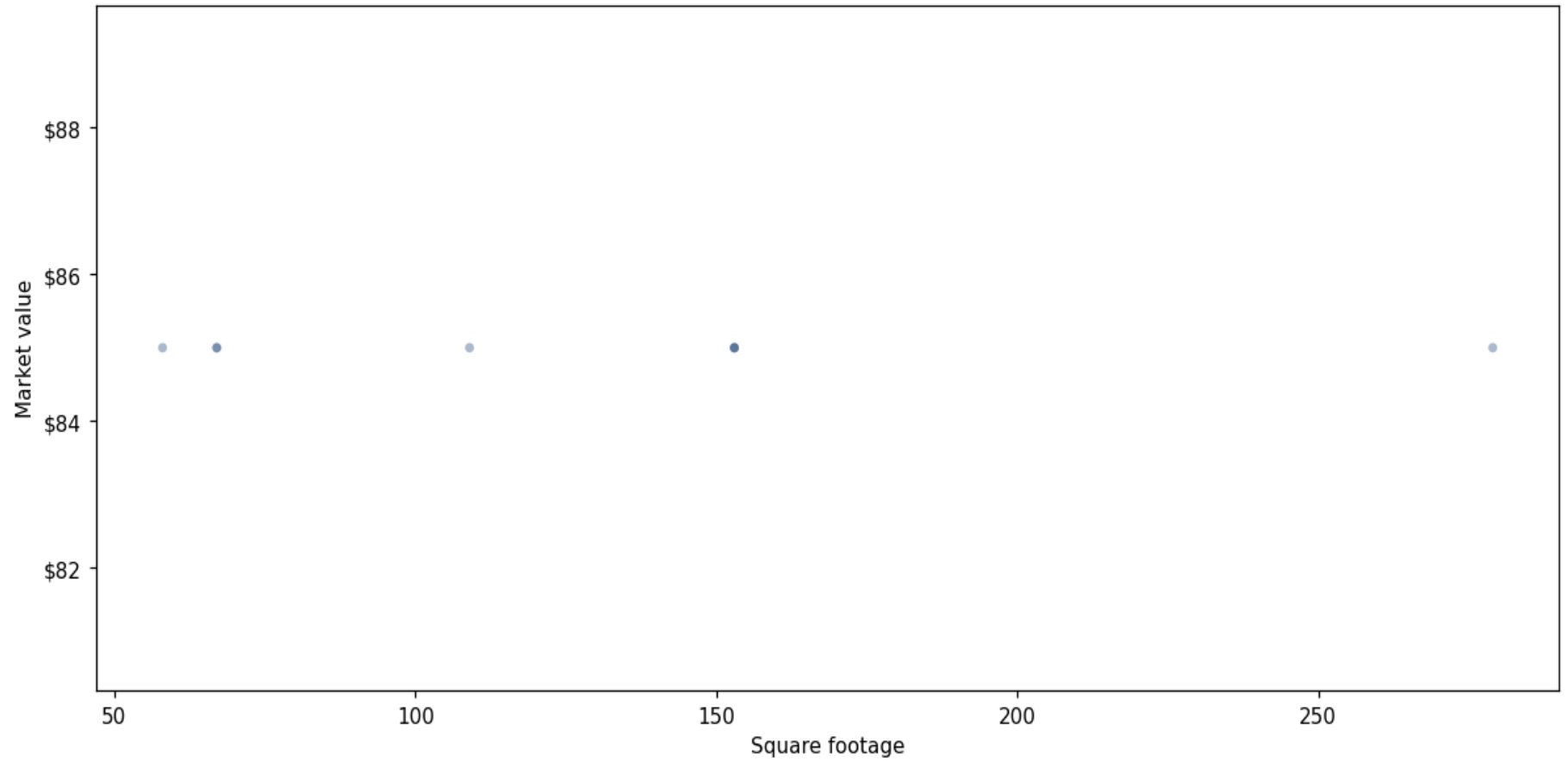
Address	City	Type	Market Value	Sq Ft	Year	Annual Tax
11605 GULF BLVD # 5	Treasure Island	Condo Rec Area Dev Own	\$150,000	810	2008	\$2,814
11605 GULF BLVD # 10	Treasure Island	Condo Rec Area Dev Own	\$85	153	2008	\$1
11605 GULF BLVD # 4	Treasure Island	Condo Rec Area Dev Own	\$85	67	2008	\$1
11605 GULF BLVD # 2	Treasure Island	Condo Rec Area Dev Own	\$85	58	2008	\$1
11605 GULF BLVD # 7	Treasure Island	Condo Rec Area Dev Own	\$85	279	2008	\$1
10091 GULF BLVD	Treasure Island	Condo Rec Area Dev Own	\$85			\$1
11605 GULF BLVD # 1	Treasure Island	Condo Rec Area Dev Own	\$85	871	2008	\$1
11605 GULF BLVD # 3	Treasure Island	Condo Rec Area Dev Own	\$85	109	2008	\$1
11605 GULF BLVD # 9	Treasure Island	Condo Rec Area Dev Own	\$85	153	2008	\$1
11605 GULF BLVD # 6	Treasure Island	Condo Rec Area Dev Own	\$85	67	2008	\$1
11605 GULF BLVD # 8	Treasure Island	Condo Rec Area Dev Own	\$85	153	2008	\$1
107 127TH AVE	Treasure Island	Condo Rec Area Dev Own	\$0			\$0
11725 1ST ST E	Treasure Island	Condo Rec Area Dev Own	\$0			\$0

Address	City	Type	Market Value	Sq Ft	Year	Annual Tax
11793 1ST ST E	Treasure Island	Condo Rec Area Dev Own	\$0			\$0
10116 GULF BLVD	Treasure Island	Condo Rec Area Dev Own	\$0			\$0
10116 GULF BLVD	Treasure Island	Condo Rec Area Dev Own	\$0			\$4,056
10091 GULF BLVD	Treasure Island	Condo Rec Area Dev Own	\$0			\$4,056

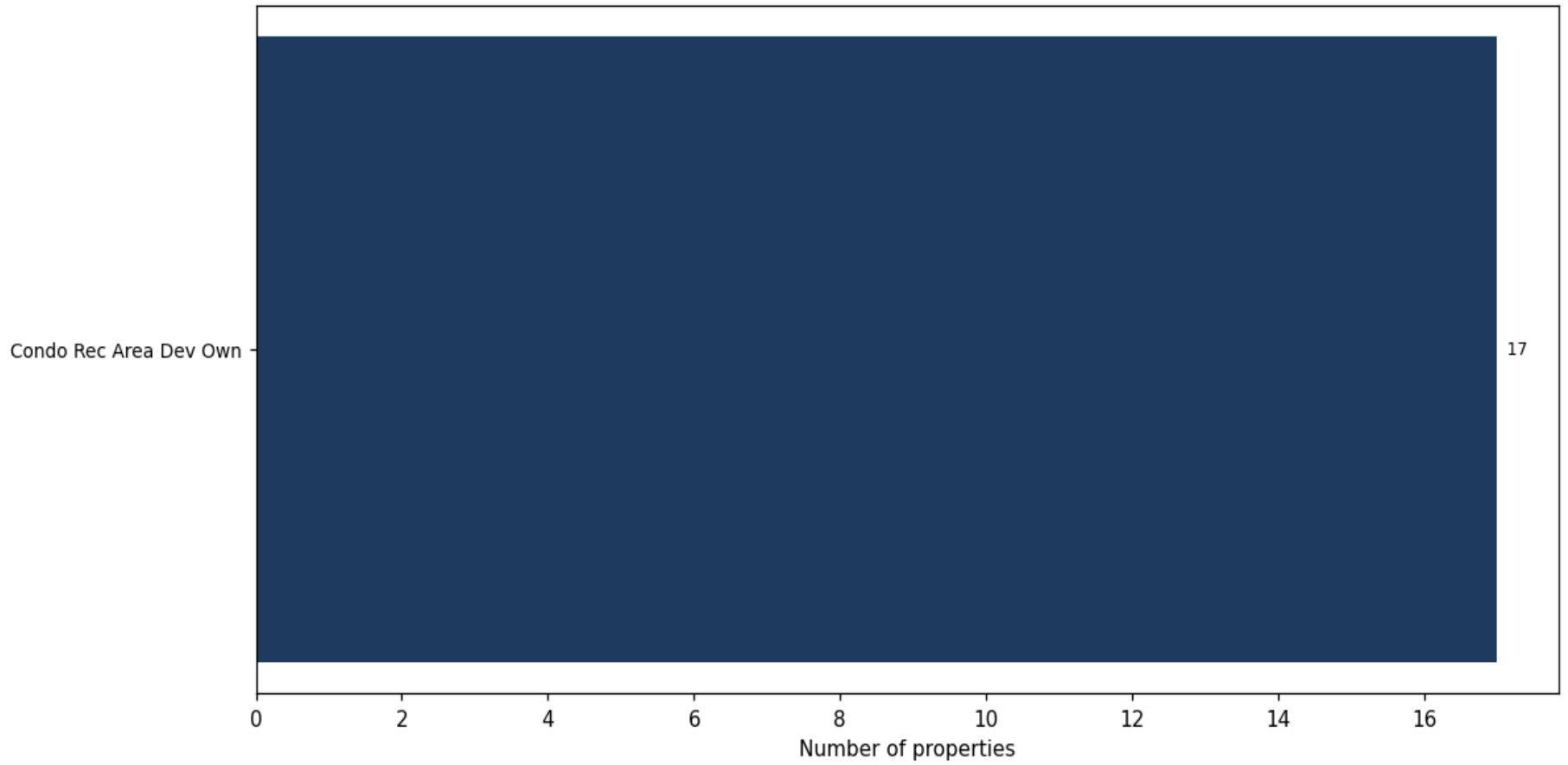
Market value distribution (n=11, top 1% trimmed for readability)



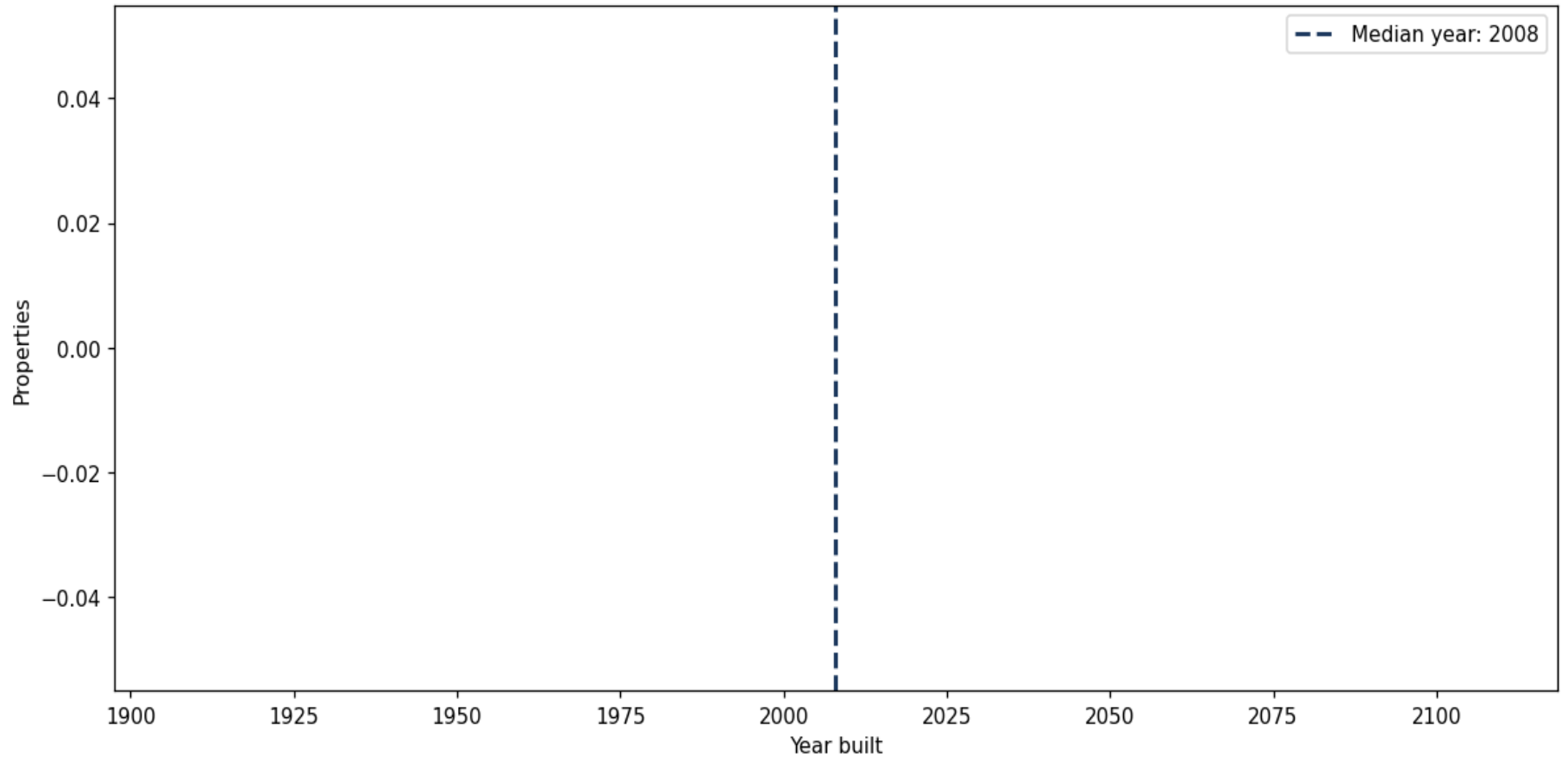
Building size vs. market value (n=8, outliers trimmed)



Top property types by count



Year built distribution (5-year buckets)



Market value vs. assessed value (gap = untaxed appreciation)

