

Pinellas Property Market Report

5,044 matching properties • May 30, 2026

Filters applied	Headline numbers
City: Treasure Island	Properties matched: 5,044
	Median market value: \$452,464
	Mean market value: \$623,925
	Min / Max: \$0 / \$6,098,935
	Mean square footage: 1,582

Top 200 properties by market value

Address	City	Type	Market Value	Sq Ft	Year	Annual Tax
11605 1ST ST E # A4	Treasure Island	Condominium	—	2,592	2025	—
11605 1ST ST E # A3	Treasure Island	Condominium	—	2,592	2025	—
BAYSHORE DR	Treasure Island	Vacant Residential - lot	—			—
1ST ST E	Treasure Island	Condo Common Area Assn O	—			—
11605 1ST ST E # A1	Treasure Island	Condominium	—	2,592	2025	—
11605 1ST ST E # B1	Treasure Island	Condominium	—	2,592	2025	—
11605 1ST ST E # B3	Treasure Island	Condominium	—	2,592	2025	—
7675 BAYSHORE DR	Treasure Island	Single Family Home	—	3,484	1957	—
11605 1ST ST E # A2	Treasure Island	Condominium	—	2,592	2025	—
11605 1ST ST E # B2	Treasure Island	Condominium	—	2,592	2025	—
8310 W GULF BLVD	Treasure Island	Single Family Home	\$6,098,935	4,790	2000	\$86,803
12650 7TH ST E	Treasure Island	Single Family Home	\$5,854,771	6,424	2022	\$100,672
840 116TH AVE	Treasure Island	Single Family Home	\$5,803,511	6,735	2003	\$98,650

Address	City	Type	Market Value	Sq Ft	Year	Annual Tax
8490 W GULF BLVD	Treasure Island	Single Family Home	\$5,749,794	3,312	2015	\$81,629
8099 BAYSHORE DR	Treasure Island	Single Family Home	\$5,740,689	5,148	2007	\$69,806
10080 GULF BLVD	Treasure Island	Single Family Home	\$5,460,216	4,160	2017	\$86,207
10250 TARPON DR	Treasure Island	Single Family Home	\$5,432,820	6,311	2018	\$87,114
12204 1ST ST W	Treasure Island	Single Family Home	\$5,147,208	4,520	2013	\$82,614
10024 GULF BLVD	Treasure Island	Single Family Home	\$5,072,744	5,815	2024	\$82,726
153 104TH AVE	Treasure Island	Single Family Home	\$5,014,715	5,167	2022	\$79,652
9900 GULF BLVD	Treasure Island	Single Family Home	\$4,638,060	4,324	2023	\$74,315
9920 GULF BLVD	Treasure Island	Single Family Home	\$4,612,040	4,336	2024	\$74,996
21 MARINA TER	Treasure Island	Single Family Home	\$4,549,433	6,023	2011	\$74,638
10042 GULF BLVD	Treasure Island	Single Family Home	\$4,529,635	3,186	2012	\$72,400
710 126TH AVE	Treasure Island	Single Family Home	\$4,522,084	4,758	2004	\$77,846
371 BAY PLZ	Treasure Island	Single Family Home	\$4,490,222	6,035	2024	\$63,308
845 116TH AVE	Treasure Island	Single Family Home	\$4,413,486	4,220	2016	\$75,755
26 PARADISE LN	Treasure Island	Single Family Home	\$4,351,635	4,434	2005	\$74,481
840 CAPRI BLVD	Treasure Island	Single Family Home	\$4,337,376	5,958	2003	\$76,535
8410 W GULF BLVD	Treasure Island	Single Family Home	\$4,318,191	3,670	2019	\$66,849
23 PARADISE LN	Treasure Island	Single Family Home	\$4,143,604	4,257	2019	\$66,079
9550 W GULF BLVD	Treasure Island	Single Family Home	\$4,111,236	4,988	2007	\$57,899
12781 KINGFISH DR	Treasure Island	Boat Sale & Marine Equip	\$4,107,559	17,135	1965	\$68,852
9560 W GULF BLVD	Treasure Island	Single Family Home	\$4,087,925	5,246	2008	\$55,433
12550 5TH ST E	Treasure Island	Single Family Home	\$4,072,665	7,076	1995	\$72,210
8670 W GULF BLVD	Treasure Island	Single Family Home	\$4,063,299	3,854	1989	\$61,036
10048 GULF BLVD	Treasure Island	Single Family Home	\$4,006,151	3,426	2003	\$59,459
31 PARADISE LN	Treasure Island	Single Family Home	\$4,005,943	5,270	2005	\$67,007

Address	City	Type	Market Value	Sq Ft	Year	Annual Tax
8 PARADISE LN	Treasure Island	Single Family Home	\$3,987,100	6,271	2021	\$67,497
10098 GULF BLVD	Treasure Island	Single Family Home	\$3,968,322	3,720	1995	\$64,423
10088 GULF BLVD	Treasure Island	Single Family Home	\$3,961,769	3,344	2001	\$64,844
9546 W GULF BLVD	Treasure Island	Single Family Home	\$3,930,966	4,870	2006	\$53,368
9924 GULF BLVD	Treasure Island	Single Family Home	\$3,921,398	4,204	2000	\$64,491
11770 7TH ST E	Treasure Island	Single Family Home	\$3,919,558	4,983	2006	\$63,875
14 MARINA TER	Treasure Island	Single Family Home	\$3,914,291	4,472	2019	\$64,317
11305 9TH ST E	Treasure Island	Single Family Home	\$3,904,890	4,539	1998	\$68,381
740 123RD AVE	Treasure Island	Single Family Home	\$3,886,062	4,338	2008	\$62,454
11 TREASURE LN	Treasure Island	Single Family Home	\$3,873,425	4,052	2017	\$68,177
790 123RD AVE	Treasure Island	Single Family Home	\$3,845,929	4,564	2009	\$60,615
800 123RD AVE	Treasure Island	Single Family Home	\$3,838,755	3,945	2003	\$65,556
12208 1ST ST W	Treasure Island	Single Family Home	\$3,825,486	4,196	2002	\$62,632
9650 W GULF BLVD	Treasure Island	Single Family Home	\$3,690,509	4,132	2014	\$54,732
9548 W GULF BLVD	Treasure Island	Single Family Home	\$3,689,484	3,803	2015	\$56,215
8302 W GULF BLVD	Treasure Island	Single Family Home	\$3,665,623	3,976	2000	\$54,098
540 CAPRI BLVD	Treasure Island	Single Family Home	\$3,645,294	3,762	2021	\$58,493
13 TREASURE LN	Treasure Island	Single Family Home	\$3,639,542	4,487	2018	\$65,663
11185 9TH ST E	Treasure Island	Single Family Home	\$3,593,301	4,020	2022	\$60,885
11085 5TH ST E	Treasure Island	Single Family - more tha	\$3,502,486	6,824	2007	\$57,365
11485 9TH ST E	Treasure Island	Single Family - more tha	\$3,497,912	6,602	1998	\$64,339
8700 W GULF BLVD	Treasure Island	Single Family Home	\$3,484,714	2,627	2005	\$49,936
370 115TH AVE	Treasure Island	Single Family Home	\$3,477,435	3,513	2004	\$55,572
12504 1ST ST W	Treasure Island	Single Family Home	\$3,465,951	3,882	1981	\$53,372
11225 9TH ST E	Treasure Island	Single Family Home	\$3,445,374	3,899	2023	\$59,010

Address	City	Type	Market Value	Sq Ft	Year	Annual Tax
11105 7TH ST E	Treasure Island	Single Family Home	\$3,415,096	4,651	2020	\$55,603
8456 W GULF BLVD	Treasure Island	Single Family Home	\$3,399,205	3,548	1986	\$51,438
12470 6TH ST E	Treasure Island	Single Family Home	\$3,378,606	3,307	2018	\$55,537
29 PARADISE LN	Treasure Island	Single Family Home	\$3,373,829	4,146	2015	\$55,684
7 PARADISE LN	Treasure Island	Single Family Home	\$3,368,895	5,090	2021	\$56,469
775 116TH AVE	Treasure Island	Single Family Home	\$3,333,000	4,668	2024	\$59,072
11345 9TH ST E	Treasure Island	Single Family Home	\$3,327,115	3,459	2018	\$57,456
11325 7TH ST E	Treasure Island	Single Family Home	\$3,314,317	3,739	2019	\$52,865
8416 W GULF BLVD	Treasure Island	Single Family Home	\$3,293,121	3,151	2001	\$48,305
1 TREASURE LN	Treasure Island	Single Family Home	\$3,241,000	2,875	2003	\$56,410
8650 W GULF BLVD	Treasure Island	Single Family Home	\$3,232,905	3,665	1987	\$48,732
9680 W GULF BLVD	Treasure Island	Single Family Home	\$3,227,647	3,960	2016	\$49,455
10070 S YACHT CLUB DR	Treasure Island	Single Family Home	\$3,227,403	4,081	2002	\$53,476
12455 7TH ST E	Treasure Island	Single Family Home	\$3,225,308	3,557	2002	\$51,576
815 CAPRI BLVD	Treasure Island	Single Family Home	\$3,210,915	3,773	2020	\$52,078
8706 W GULF BLVD	Treasure Island	Single Family Home	\$3,208,401	3,774	1982	\$47,984
10100 TARPON DR	Treasure Island	Single Family Home	\$3,201,000	4,437	2022	\$57,027
11260 4TH ST E	Treasure Island	Single Family Home	\$3,198,342	4,542	2024	\$52,846
10210 TARPON DR	Treasure Island	Single Family Home	\$3,179,460	2,922	2014	\$51,666
12275 5TH ST E	Treasure Island	Single Family Home	\$3,169,172	3,363	2018	\$50,619
755 123RD AVE	Treasure Island	Single Family Home	\$3,166,459	4,481	2005	\$51,374
12570 5TH ST E	Treasure Island	Single Family Home	\$3,165,642	4,096	2007	\$55,127
28 PARADISE LN	Treasure Island	Single Family Home	\$3,143,030	3,329	1996	\$52,123
8440 W GULF BLVD	Treasure Island	Single Family Home	\$3,137,720	3,046	1997	\$48,672
10020 GULF BLVD	Treasure Island	Single Family Home	\$3,135,417	2,325	1995	\$51,714

Address	City	Type	Market Value	Sq Ft	Year	Annual Tax
465 CAPRI BLVD	Treasure Island	Single Family - more tha	\$3,133,070	8,024	2000	\$54,220
8680 W GULF BLVD	Treasure Island	Single Family Home	\$3,120,613	2,158	1994	\$47,743
8708 W GULF BLVD	Treasure Island	Single Family Home	\$3,114,064	2,739	1982	\$46,811
11120 6TH ST E	Treasure Island	Single Family Home	\$3,086,076	3,822	2013	\$50,151
34 PARADISE LN	Treasure Island	Single Family Home	\$3,084,737	4,204	1997	\$50,475
840 119TH AVE	Treasure Island	Single Family - more tha	\$3,084,511	9,893	1970	\$57,686
306 BAY PLZ	Treasure Island	Single Family Home	\$3,043,088	3,494	2019	\$43,837
10209 GULF BLVD	Treasure Island	Single Family Home	\$3,007,690	4,274	2022	\$48,235
10108 YACHT CLUB DR	Treasure Island	Single Family Home	\$2,991,700	3,303	2021	\$48,400
11260 6TH ST E	Treasure Island	Single Family Home	\$2,955,002	4,050	2014	\$47,802
11000 8TH ST E	Treasure Island	Single Family Home	\$2,954,311	4,201	2013	\$56,856
11260 7TH ST E	Treasure Island	Single Family Home	\$2,952,818	4,820	2007	\$42,810
11205 9TH ST E	Treasure Island	Single Family Home	\$2,951,325	3,518	2022	\$51,487
8572 W GULF BLVD	Treasure Island	Single Family Home	\$2,929,144	4,522	2025	\$80,537
10222 TARPON DR	Treasure Island	Single Family Home	\$2,868,029	4,530	2006	\$47,212
10072 GULF BLVD	Treasure Island	Single Family Home	\$2,864,519	2,868	1990	\$49,976
8444 W GULF BLVD	Treasure Island	Single Family Home	\$2,856,963	2,385	1986	\$42,409
8715 E BAY DR	Treasure Island	Single Family Home	\$2,841,519	3,726	2016	\$41,419
11180 5TH ST E	Treasure Island	Single Family Home	\$2,818,496	3,642	2015	\$46,101
10058 S YACHT CLUB DR	Treasure Island	Single Family Home	\$2,816,413	4,537	2005	\$47,988
11225 6TH ST E	Treasure Island	Single Family Home	\$2,815,080	4,094	2022	\$45,545
9940 GULF BLVD	Treasure Island	Single Family Home	\$2,812,217	1,815	1979	\$46,589
11970 5TH ST E	Treasure Island	Single Family Home	\$2,796,921	3,816	2011	\$45,533
8531 BLIND PASS DR	Treasure Island	Single Family Home	\$2,794,825	3,134	2023	\$42,407
12502 1ST ST W	Treasure Island	Single Family Home	\$2,792,394	2,028	2015	\$45,266

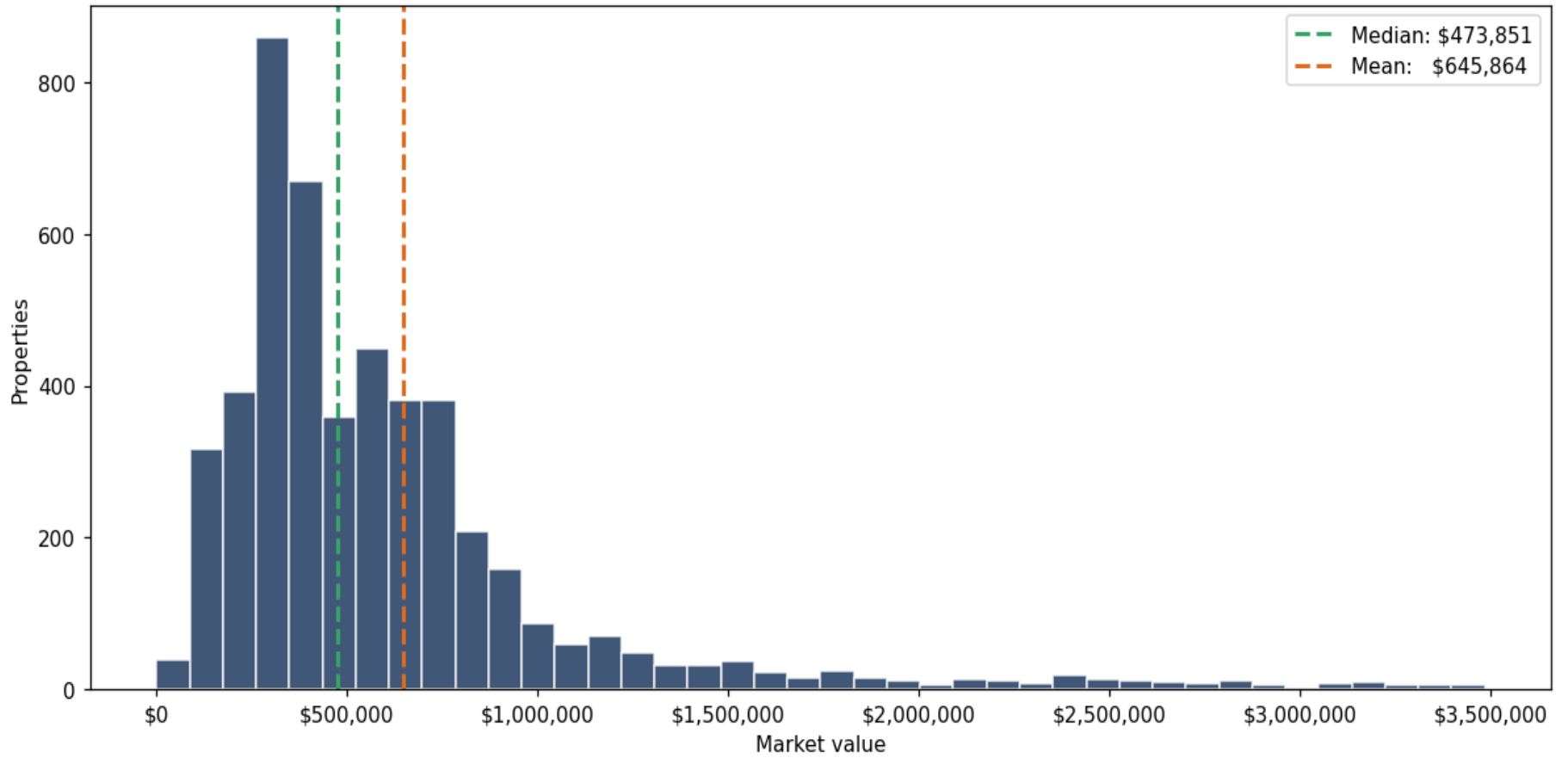
Address	City	Type	Market Value	Sq Ft	Year	Annual Tax
12355 5TH ST E	Treasure Island	Single Family Home	\$2,754,094	3,583	2007	\$44,869
7801 BAYSHORE DR	Treasure Island	Single Family Home	\$2,745,740	3,368	1973	\$36,360
11405 9TH ST E	Treasure Island	Single Family Home	\$2,744,637	2,964	2021	\$48,136
400 115TH AVE	Treasure Island	Single Family Home	\$2,744,200	3,833	2006	\$37,512
8568 W GULF BLVD	Treasure Island	Single Family Home	\$2,733,301	2,350	2001	\$40,462
11105 5TH ST E	Treasure Island	Single Family Home	\$2,726,935	4,599	2007	\$44,994
440 CAPRI BLVD	Treasure Island	Single Family Home	\$2,725,661	3,274	2008	\$40,509
8640 W GULF BLVD	Treasure Island	Single Family Home	\$2,666,290	1,316	1978	\$40,461
8432 W GULF BLVD	Treasure Island	Duplex-Triplex-Fourplex	\$2,661,932	3,472	1987	\$45,927
8625 E BAY DR	Treasure Island	Single Family Home	\$2,638,437	3,405	2001	\$34,132
8540 W GULF BLVD # 5	Treasure Island	Condominium	\$2,630,366	2,920	2001	\$35,517
12 BELLEVUE DR	Treasure Island	Single Family Home	\$2,628,555	2,581	2019	\$44,058
8300 W GULF BLVD	Treasure Island	Single Family Home	\$2,627,182	2,392	1940	\$39,097
11700 5TH ST E	Treasure Island	Single Family Home	\$2,623,512	4,082	1998	\$43,127
8406 W GULF BLVD	Treasure Island	Single Family Home	\$2,619,791	2,739	1978	\$38,690
374 BAY PLZ	Treasure Island	Single Family Home	\$2,619,254	2,181	1996	\$34,363
9932 GULF BLVD	Treasure Island	Duplex-Triplex-Fourplex	\$2,615,000	1,736	1936	\$43,279
8002 W GULF BLVD	Treasure Island	Single Family Home	\$2,612,703	2,044	1985	\$39,582
700 126TH AVE	Treasure Island	Single Family Home	\$2,610,965	4,372	2007	\$57,956
8333 BAYSHORE DR	Treasure Island	Duplex-Triplex-Fourplex	\$2,600,000	6,133	2023	\$43,030
10126 GULF BLVD	Treasure Island	Vacant Residential Land	\$2,592,000			\$35,642
8004 W GULF BLVD	Treasure Island	Single Family Home	\$2,585,929	2,130	1985	\$39,323
11205 7TH ST E	Treasure Island	Single Family Home	\$2,583,737	3,078	2001	\$43,002
60 DOLPHIN DR	Treasure Island	Single Family Home	\$2,582,727	3,633	2018	\$42,936
8620 W GULF BLVD	Treasure Island	Single Family Home	\$2,573,291	1,316	1978	\$38,526

Address	City	Type	Market Value	Sq Ft	Year	Annual Tax
12525 5TH ST E	Treasure Island	Single Family Home	\$2,560,774	2,842	2023	\$42,386
8455 BLIND PASS DR	Treasure Island	Single Family Home	\$2,541,050	3,737	1997	\$33,357
11360 6TH ST E	Treasure Island	Single Family Home	\$2,538,031	2,808	2002	\$41,402
11180 8TH ST E	Treasure Island	Single Family Home	\$2,528,829	3,835	2002	\$41,358
10122 TARPON DR	Treasure Island	Single Family Home	\$2,520,997	3,246	2022	\$41,282
143 91ST AVE	Treasure Island	Single Family Home	\$2,520,761	912	1925	\$32,661
294 115TH AVE	Treasure Island	Single Family Home	\$2,507,180	3,508	2000	\$41,120
64 DOLPHIN DR	Treasure Island	Single Family Home	\$2,502,292	4,386	2023	\$56,318
12438 1ST ST W	Treasure Island	Single Family Home	\$2,499,400	2,471	1979	\$41,387
10128 TARPON DR	Treasure Island	Single Family Home	\$2,485,499	2,572	2015	\$41,081
435 115TH AVE	Treasure Island	Single Family Home	\$2,473,561	3,074	2009	\$42,458
364 CAPRI BLVD	Treasure Island	Condominium	\$2,456,501	3,540	2024	\$37,302
8430 W GULF BLVD	Treasure Island	Vacant Residential - lot	\$2,451,328			\$36,951
11200 5TH ST E	Treasure Island	Single Family Home	\$2,448,155	3,704	1999	\$40,943
GULF BLVD	Treasure Island	Vacant Residential - lot	\$2,444,344			\$36,951
8665 E BAY DR	Treasure Island	Single Family Home	\$2,440,736	3,576	2004	\$32,272
372 BAY PLZ	Treasure Island	Single Family Home	\$2,439,693	2,507	2016	\$35,710
362 CAPRI BLVD	Treasure Island	Condominium	\$2,439,161	3,540	2024	\$37,300
344 CAPRI BLVD	Treasure Island	Condominium	\$2,431,001	3,540	2024	\$36,852
12478 1ST ST W	Treasure Island	Single Family Home	\$2,430,492	2,491	1979	\$44,040
880 115TH AVE	Treasure Island	Single Family Home	\$2,424,644	2,382	2016	\$43,133
8484 W GULF BLVD	Treasure Island	Single Family Home	\$2,423,646	2,142	1980	\$36,308
10111 TARPON DR	Treasure Island	Single Family Home	\$2,422,397	3,228	2024	\$40,647
10360 PARADISE BLVD	Treasure Island	Single Family Home	\$2,420,764	2,895	2007	\$40,216
8576 W GULF BLVD	Treasure Island	Vacant Residential - lot	\$2,416,022			\$37,102

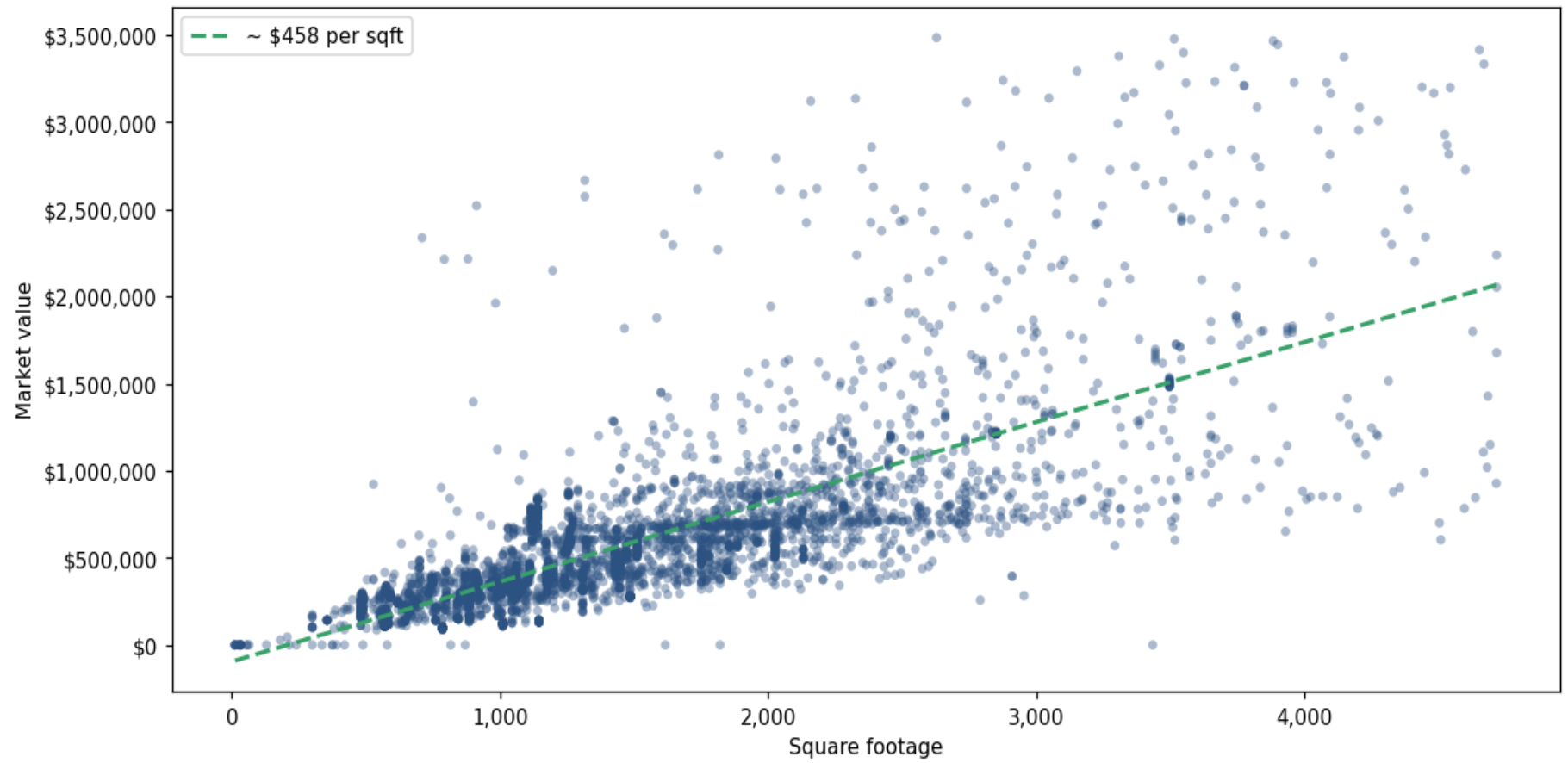
Address	City	Type	Market Value	Sq Ft	Year	Annual Tax
11160 6TH ST E	Treasure Island	Single Family Home	\$2,412,303	3,219	2021	\$39,297
11625 4TH ST E	Treasure Island	Single Family Home	\$2,395,263	4,946	1969	\$42,085
8729 E BAY DR	Treasure Island	Single Family - more tha	\$2,388,503	3,640	1950	\$33,497
8250 W GULF BLVD	Treasure Island	Vacant Residential - lot	\$2,380,694			\$35,916
11080 5TH ST E	Treasure Island	Single Family Home	\$2,378,219	2,621	2024	\$39,550
10220 GULF BLVD	Treasure Island	Duplex-Triplex-Fourplex	\$2,376,402	2,422	1959	\$39,104
14 ISLAND DR	Treasure Island	Single Family Home	\$2,368,997	3,846	1980	\$39,784
8566 W GULF BLVD	Treasure Island	Single Family Home	\$2,364,980	4,300	2025	\$66,802
10224 GULF BLVD	Treasure Island	Single Family Home	\$2,357,588	1,612	1933	\$38,989
36 DOLPHIN DR	Treasure Island	Single Family Home	\$2,352,800	3,926	2023	\$53,525
8750 HARRELL AVE	Treasure Island	Single Family Home	\$2,351,563	2,745	2020	\$37,393
7953 BAYSHORE DR	Treasure Island	Single Family Home	\$2,340,669	4,450	2002	\$30,777
10032 GULF BLVD	Treasure Island	Single Family Home	\$2,336,869	709	1926	\$38,666
8415 BAYSHORE DR	Treasure Island	Single Family Home	\$2,300,732	2,985	1993	\$31,237
205 116TH AVE	Treasure Island	Apartments (5-9 units)	\$2,300,000	11,450	1978	\$44,685
9908 GULF BLVD	Treasure Island	Single Family Home	\$2,298,000	4,324	2025	\$74,947
10056 GULF BLVD	Treasure Island	Duplex-Triplex-Fourplex	\$2,295,000	1,644	1940	\$37,982
8210 W GULF BLVD	Treasure Island	Single Family Home	\$2,267,483	1,812	1978	\$34,512
10050 S YACHT CLUB DR	Treasure Island	Single Family Home	\$2,257,640	8,518	1972	\$37,822
8100 W GULF BLVD	Treasure Island	Single Family Home	\$2,237,398	2,329	1994	\$35,773
10324 GULF BLVD # 500	Treasure Island	Condominium	\$2,237,104	4,715	2006	\$34,112
8426 W GULF BLVD	Treasure Island	Single Family Home	\$2,235,134	2,964	1987	\$34,336
8570 W GULF BLVD	Treasure Island	Single Family Home	\$2,215,127	880	1978	\$33,211
8304 W GULF BLVD	Treasure Island	Single Family Home	\$2,213,104	792	1940	\$33,284
8602 W GULF BLVD	Treasure Island	Single Family Home	\$2,208,079	3,103	1978	\$43,287

Address	City	Type	Market Value	Sq Ft	Year	Annual Tax
8580 W GULF BLVD # 1	Treasure Island	Condominium	\$2,206,908	2,650	2008	\$29,815
8564 W GULF BLVD	Treasure Island	Vacant Residential - lot	\$2,200,000			\$25,618
10348 GULF BLVD	Treasure Island	Duplex-Triplex-Fourplex	\$2,200,000	4,410	2016	\$36,410
815 116TH AVE	Treasure Island	Single Family Home	\$2,195,755	4,031	1999	\$36,977
11620 7TH ST E	Treasure Island	Single Family Home	\$2,179,711	3,090	1997	\$36,563
11365 6TH ST E	Treasure Island	Single Family Home	\$2,173,573	3,329	2022	\$35,367
8685 E BAY DR	Treasure Island	Single Family Home	\$2,170,898	2,823	1994	\$28,977
8380 W GULF BLVD	Treasure Island	Vacant Residential - lot	\$2,170,219			\$32,808
790 119TH AVE	Treasure Island	Single Family Home	\$2,168,093	3,055	2019	\$36,401
200 121ST AVE # 402	Treasure Island	Condominium	\$2,157,033	5,360	2000	\$32,179
870 115TH AVE	Treasure Island	Single Family Home	\$2,154,255	2,945	2018	\$35,864
12418 1ST ST W	Treasure Island	Single Family Home	\$2,148,125	1,196	1977	\$35,139

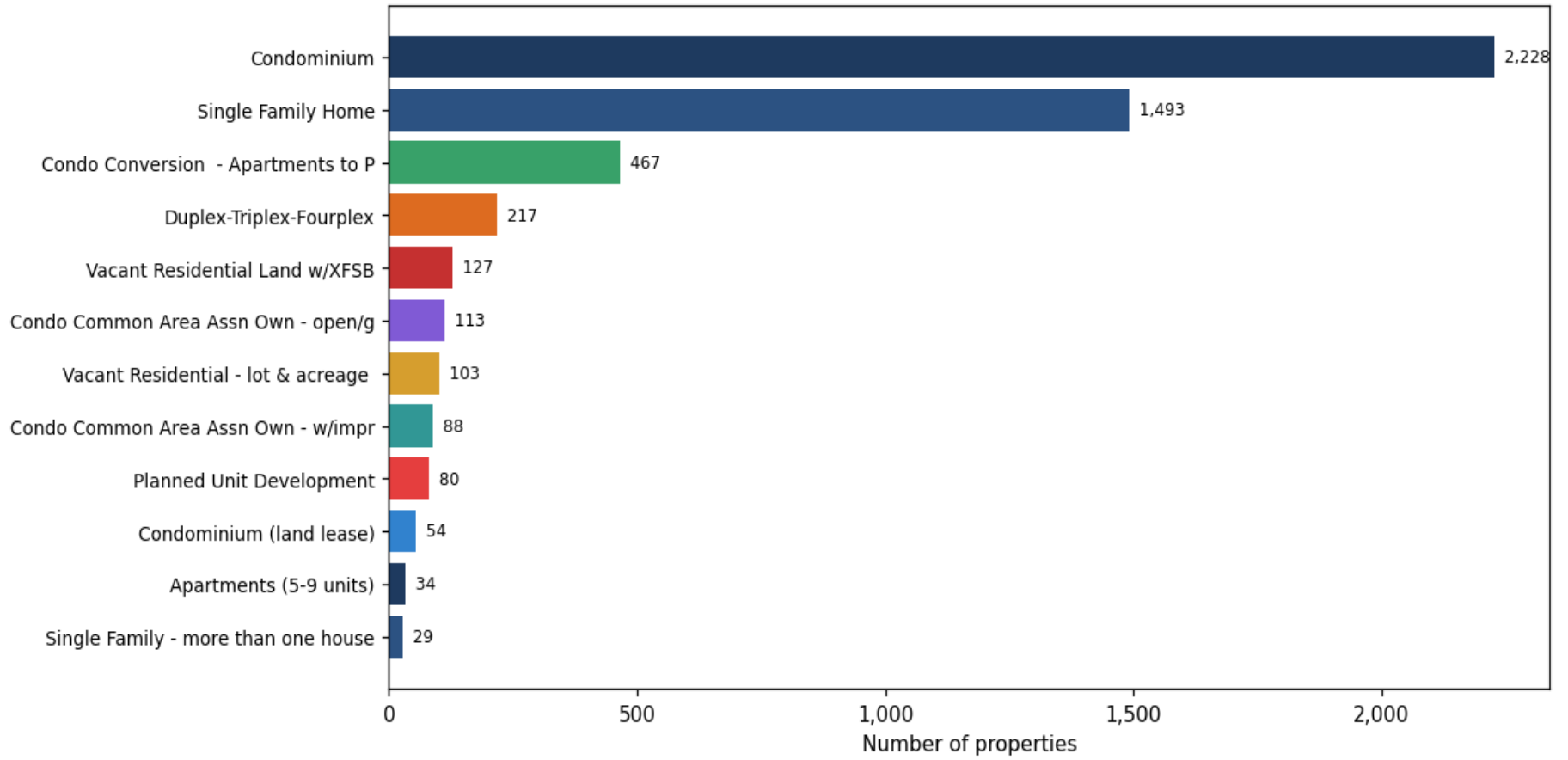
Market value distribution (n=4,863, top 1% trimmed for readability)



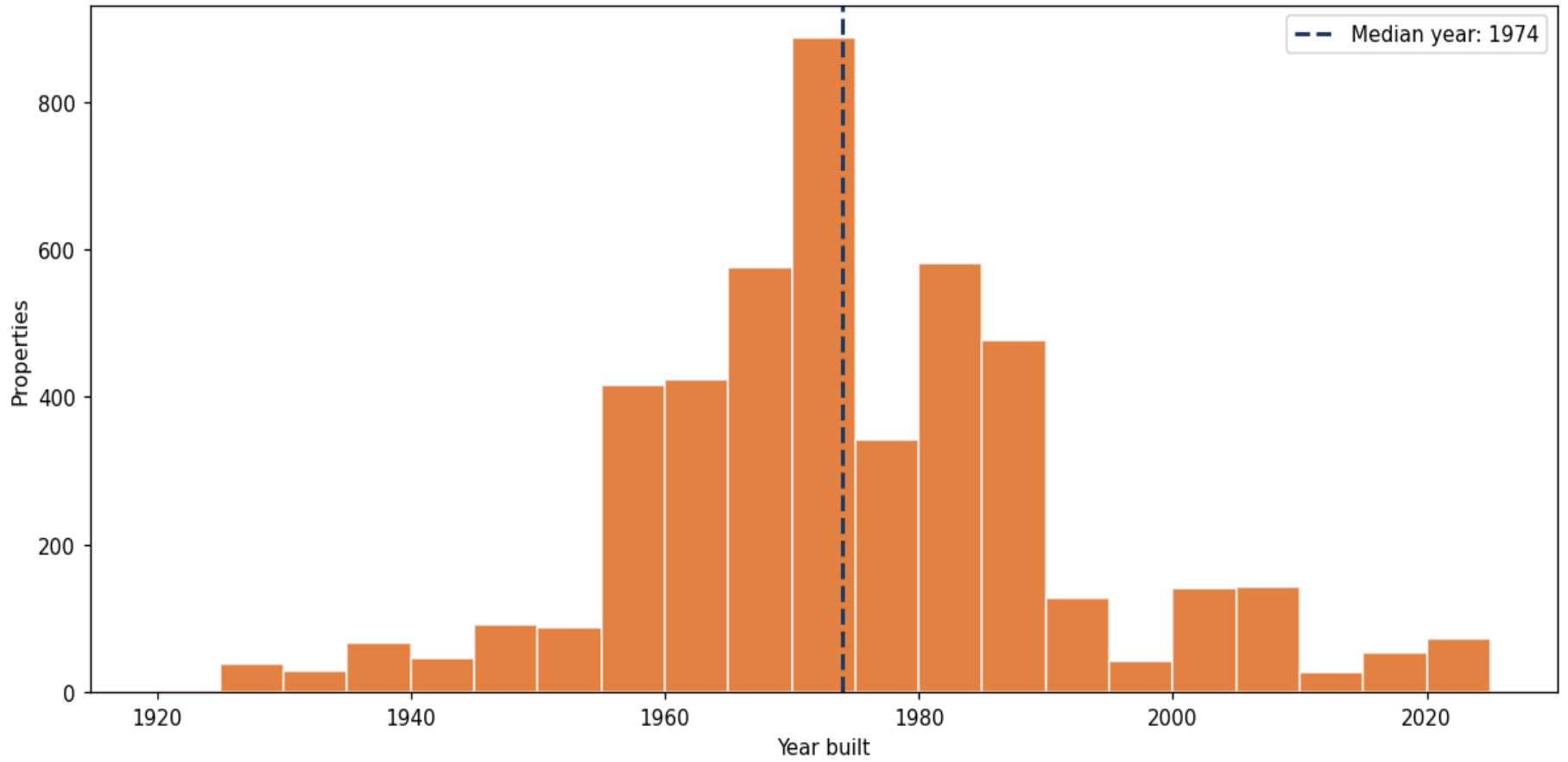
Building size vs. market value (n=4,543, outliers trimmed)



Top property types by count



Year built distribution (5-year buckets)



Market value vs. assessed value (gap = untaxed appreciation)

