

Pinellas Property Market Report

506 matching properties • May 30, 2026

Filters applied	Headline numbers
City: Tierra Verde	Properties matched: 506
Property type: Planned Unit Development	Median market value: \$494,618
	Mean market value: \$569,902
	Min / Max: \$342,627 / \$1,787,832
	Mean square footage: 1,967

Top 200 properties by market value

Address	City	Type	Market Value	Sq Ft	Year	Annual Tax
890 PINELLAS BAYWAY	Tierra Verde	Planned Unit Development	\$1,787,832	4,032	1992	\$29,521
870 PINELLAS BAYWAY	Tierra Verde	Planned Unit Development	\$1,591,652	4,032	1992	\$26,231
880 PINELLAS BAYWAY	Tierra Verde	Planned Unit Development	\$1,576,012	4,032	1992	\$25,727
740 PINELLAS BAYWAY	Tierra Verde	Planned Unit Development	\$1,575,561	3,200	1991	\$25,638
860 PINELLAS BAYWAY	Tierra Verde	Planned Unit Development	\$1,573,020	4,032	1992	\$25,674
732 PINELLAS BAYWAY	Tierra Verde	Planned Unit Development	\$1,552,403	3,200	1991	\$25,433
734 PINELLAS BAYWAY	Tierra Verde	Planned Unit Development	\$1,532,456	3,200	1992	\$25,206
730 PINELLAS BAYWAY	Tierra Verde	Planned Unit Development	\$1,498,301	3,200	1991	\$24,482
736 PINELLAS BAYWAY	Tierra Verde	Planned Unit Development	\$1,454,083	3,200	1992	\$23,977
738 PINELLAS BAYWAY	Tierra Verde	Planned Unit Development	\$1,357,164	3,200	1991	\$22,745
762 PINELLAS BAYWAY	Tierra Verde	Planned Unit Development	\$1,318,293	2,779	1989	\$21,719
756 PINELLAS BAYWAY	Tierra Verde	Planned Unit Development	\$1,317,682	2,779	1989	\$21,843
750 PINELLAS BAYWAY	Tierra Verde	Planned Unit Development	\$1,272,312	2,779	1989	\$20,949

Address	City	Type	Market Value	Sq Ft	Year	Annual Tax
754 PINELLAS BAYWAY	Tierra Verde	Planned Unit Development	\$1,270,256	2,779	1990	\$21,060
752 PINELLAS BAYWAY	Tierra Verde	Planned Unit Development	\$1,267,756	2,779	1989	\$21,037
758 PINELLAS BAYWAY	Tierra Verde	Planned Unit Development	\$1,251,869	2,779	1989	\$20,798
760 PINELLAS BAYWAY	Tierra Verde	Planned Unit Development	\$1,232,741	2,779	1989	\$20,495
840 PINELLAS BAYWAY	Tierra Verde	Planned Unit Development	\$1,156,600	3,928	1998	\$18,628
926 PINELLAS BAYWAY S	Tierra Verde	Planned Unit Development	\$1,146,911	2,288	1996	\$19,087
1591 PINELLAS BAYWAY	Tierra Verde	Planned Unit Development	\$1,138,005	2,750	1999	\$18,772
487 PINELLAS BAYWAY S # 6	Tierra Verde	Planned Unit Development	\$1,123,166	3,190	1992	\$17,846
922 PINELLAS BAYWAY S	Tierra Verde	Planned Unit Development	\$1,104,338	2,328	1996	\$18,234
928 PINELLAS BAYWAY S # A	Tierra Verde	Planned Unit Development	\$1,098,337	2,328	1996	\$18,133
487 PINELLAS BAYWAY S # 4	Tierra Verde	Planned Unit Development	\$1,073,626	2,970	1992	\$17,039
1593 PINELLAS BAYWAY	Tierra Verde	Planned Unit Development	\$1,068,318	2,750	1999	\$17,772
800 PINELLAS BAYWAY	Tierra Verde	Planned Unit Development	\$1,060,396	3,928	1998	\$17,123
1595 PINELLAS BAYWAY	Tierra Verde	Planned Unit Development	\$1,053,830	2,750	1999	\$17,362
820 PINELLAS BAYWAY	Tierra Verde	Planned Unit Development	\$1,051,430	4,108	1998	\$17,115
830 PINELLAS BAYWAY	Tierra Verde	Planned Unit Development	\$1,051,430	4,108	1998	\$17,115
810 PINELLAS BAYWAY	Tierra Verde	Planned Unit Development	\$1,051,430	4,108	1998	\$17,115
924 PINELLAS BAYWAY S	Tierra Verde	Planned Unit Development	\$1,050,487	2,288	1996	\$17,475
487 PINELLAS BAYWAY S # 7	Tierra Verde	Planned Unit Development	\$1,044,966	3,035	1992	\$16,416
487 PINELLAS BAYWAY S # 3	Tierra Verde	Planned Unit Development	\$1,044,703	2,970	1992	\$16,642
487 PINELLAS BAYWAY S # 1	Tierra Verde	Planned Unit Development	\$1,030,543	2,970	1992	\$16,294
487 PINELLAS BAYWAY S # 5	Tierra Verde	Planned Unit Development	\$1,003,308	2,970	1992	\$16,028
487 PINELLAS BAYWAY S # 2	Tierra Verde	Planned Unit Development	\$986,988	2,970	1992	\$15,651
105 YACHT CLUB LN	Tierra Verde	Planned Unit Development	\$848,438	2,127	1998	\$12,490
1109 PINELLAS BAYWAY S # 102	Tierra Verde	Planned Unit Development	\$830,069	2,593	1996	\$12,389

Address	City	Type	Market Value	Sq Ft	Year	Annual Tax
1109 PINELLAS BAYWAY S # 101	Tierra Verde	Planned Unit Development	\$828,679	2,593	1996	\$12,222
1109 PINELLAS BAYWAY S # 105	Tierra Verde	Planned Unit Development	\$827,790	2,593	1996	\$12,324
1109 PINELLAS BAYWAY S # 103	Tierra Verde	Planned Unit Development	\$824,696	2,593	1996	\$12,271
1109 PINELLAS BAYWAY S # 106	Tierra Verde	Planned Unit Development	\$824,386	2,721	1996	\$12,108
1117 PINELLAS BAYWAY # 104	Tierra Verde	Planned Unit Development	\$821,326	2,620	1997	\$12,196
117 YACHT CLUB LN	Tierra Verde	Planned Unit Development	\$821,005	2,127	1997	\$12,294
129 YACHT CLUB LN	Tierra Verde	Planned Unit Development	\$815,918	2,127	1995	\$12,158
1117 PINELLAS BAYWAY # 106	Tierra Verde	Planned Unit Development	\$814,761	2,620	1997	\$12,058
107 YACHT CLUB LN	Tierra Verde	Planned Unit Development	\$810,147	2,127	1998	\$12,110
123 YACHT CLUB LN	Tierra Verde	Planned Unit Development	\$809,353	2,127	1996	\$12,177
131 YACHT CLUB LN	Tierra Verde	Planned Unit Development	\$799,584	2,127	1995	\$12,052
487 PINELLAS BAYWAY # 202	Tierra Verde	Planned Unit Development	\$789,222	2,970	1993	\$11,779
487 PINELLAS BAYWAY # 201	Tierra Verde	Planned Unit Development	\$779,183	2,970	1993	\$11,499
1117 PINELLAS BAYWAY # 101	Tierra Verde	Planned Unit Development	\$777,940	2,570	1997	\$11,479
1109 PINELLAS BAYWAY S # 104	Tierra Verde	Planned Unit Development	\$775,928	2,593	1996	\$11,581
329 MADEIRA CIR	Tierra Verde	Planned Unit Development	\$774,047	2,257	1995	\$11,630
1117 PINELLAS BAYWAY # 105	Tierra Verde	Planned Unit Development	\$773,661	2,620	1997	\$11,511
135 YACHT CLUB LN	Tierra Verde	Planned Unit Development	\$761,512	2,127	1995	\$11,283
487 PINELLAS BAYWAY # 203	Tierra Verde	Planned Unit Development	\$760,814	2,970	1994	\$11,408
1117 PINELLAS BAYWAY # 103	Tierra Verde	Planned Unit Development	\$759,036	2,570	1997	\$11,311
115 YACHT CLUB LN	Tierra Verde	Planned Unit Development	\$756,141	2,127	1997	\$11,325
1117 PINELLAS BAYWAY # 102	Tierra Verde	Planned Unit Development	\$755,968	2,570	1997	\$11,258
125 YACHT CLUB LN	Tierra Verde	Planned Unit Development	\$752,877	2,127	1995	\$11,290
1063 PINELLAS BAYWAY S	Tierra Verde	Planned Unit Development	\$751,198	2,215	1997	\$10,998
109 YACHT CLUB LN	Tierra Verde	Planned Unit Development	\$749,695	2,127	1998	\$11,216

Address	City	Type	Market Value	Sq Ft	Year	Annual Tax
111 YACHT CLUB LN	Tierra Verde	Planned Unit Development	\$747,828	2,127	1997	\$11,183
119 YACHT CLUB LN	Tierra Verde	Planned Unit Development	\$747,828	2,127	1997	\$11,183
1077 PINELLAS BAYWAY S	Tierra Verde	Planned Unit Development	\$747,214	2,215	1997	\$11,064
121 YACHT CLUB LN	Tierra Verde	Planned Unit Development	\$743,748	2,127	1997	\$11,109
113 YACHT CLUB LN	Tierra Verde	Planned Unit Development	\$743,748	2,127	1997	\$11,109
127 YACHT CLUB LN	Tierra Verde	Planned Unit Development	\$740,365	2,127	1995	\$11,074
133 YACHT CLUB LN	Tierra Verde	Planned Unit Development	\$740,365	2,127	1995	\$11,074
487 PINELLAS BAYWAY # 204	Tierra Verde	Planned Unit Development	\$735,484	2,970	1994	\$10,976
487 PINELLAS BAYWAY # 208	Tierra Verde	Planned Unit Development	\$733,098	2,970	1995	\$12,155
521 PINELLAS BAYWAY # 102	Tierra Verde	Planned Unit Development	\$727,961	2,140	2000	\$10,708
521 PINELLAS BAYWAY # 106	Tierra Verde	Planned Unit Development	\$722,631	2,140	2000	\$10,653
521 PINELLAS BAYWAY # 103	Tierra Verde	Planned Unit Development	\$720,780	2,140	2000	\$10,618
545 PINELLAS BAYWAY S # 108	Tierra Verde	Planned Unit Development	\$713,395	2,100	1999	\$10,653
545 PINELLAS BAYWAY S # 103	Tierra Verde	Planned Unit Development	\$712,910	2,100	1999	\$10,493
1101 PINELLAS BAYWAY S # 109	Tierra Verde	Planned Unit Development	\$709,817	2,094	1994	\$10,318
545 PINELLAS BAYWAY S # 106	Tierra Verde	Planned Unit Development	\$707,957	2,100	1999	\$10,407
545 PINELLAS BAYWAY S # 107	Tierra Verde	Planned Unit Development	\$706,110	2,100	1999	\$10,377
903 PINELLAS BAYWAY S # 106	Tierra Verde	Planned Unit Development	\$693,565	1,950	1988	\$12,919
903 PINELLAS BAYWAY S # 104	Tierra Verde	Planned Unit Development	\$692,002	1,750	1988	\$12,791
1101 PINELLAS BAYWAY S # 103	Tierra Verde	Planned Unit Development	\$689,256	2,270	1995	\$10,207
521 PINELLAS BAYWAY # 101	Tierra Verde	Planned Unit Development	\$688,591	2,140	2000	\$10,066
521 PINELLAS BAYWAY # 109	Tierra Verde	Planned Unit Development	\$686,449	2,140	2000	\$10,060
1581 PINELLAS BAYWAY	Tierra Verde	Planned Unit Development	\$686,224	2,100	1999	\$10,642
1069 PINELLAS BAYWAY S	Tierra Verde	Planned Unit Development	\$681,839	2,215	1997	\$10,943
1067 PINELLAS BAYWAY S	Tierra Verde	Planned Unit Development	\$681,353	2,215	1997	\$10,079

Address	City	Type	Market Value	Sq Ft	Year	Annual Tax
1073 PINELLAS BAYWAY S	Tierra Verde	Planned Unit Development	\$677,759	2,215	1997	\$9,989
1075 PINELLAS BAYWAY S	Tierra Verde	Planned Unit Development	\$675,641	2,215	1997	\$9,976
1101 PINELLAS BAYWAY S # 101	Tierra Verde	Planned Unit Development	\$675,259	2,094	1994	\$9,809
299 MADEIRA CIR	Tierra Verde	Planned Unit Development	\$674,158	1,585	1995	\$9,969
521 PINELLAS BAYWAY # 105	Tierra Verde	Planned Unit Development	\$672,265	2,140	2000	\$9,964
545 PINELLAS BAYWAY S # 101	Tierra Verde	Planned Unit Development	\$671,900	2,100	1999	\$9,807
1065 PINELLAS BAYWAY S	Tierra Verde	Planned Unit Development	\$671,153	2,215	1997	\$9,898
1071 PINELLAS BAYWAY S	Tierra Verde	Planned Unit Development	\$671,153	2,215	1997	\$9,898
545 PINELLAS BAYWAY S # 109	Tierra Verde	Planned Unit Development	\$667,820	2,100	1999	\$9,700
521 PINELLAS BAYWAY # 104	Tierra Verde	Planned Unit Development	\$665,057	2,140	2000	\$9,804
521 PINELLAS BAYWAY # 108	Tierra Verde	Planned Unit Development	\$665,057	2,140	2000	\$9,804
521 PINELLAS BAYWAY # 107	Tierra Verde	Planned Unit Development	\$663,833	2,140	2000	\$9,786
903 PINELLAS BAYWAY S # 102	Tierra Verde	Planned Unit Development	\$662,307	1,950	1988	\$12,407
351 MADEIRA CIR	Tierra Verde	Planned Unit Development	\$662,068	1,585	1996	\$9,841
1101 PINELLAS BAYWAY S # 106	Tierra Verde	Planned Unit Development	\$660,359	1,918	1994	\$9,689
313 MADEIRA CIR	Tierra Verde	Planned Unit Development	\$659,331	1,585	1995	\$9,830
1101 PINELLAS BAYWAY S # 406	Tierra Verde	Planned Unit Development	\$659,270	2,683	1995	\$9,186
545 PINELLAS BAYWAY S # 104	Tierra Verde	Planned Unit Development	\$658,109	2,100	1999	\$9,679
487 PINELLAS BAYWAY # 206	Tierra Verde	Planned Unit Development	\$656,990	2,970	1995	\$10,988
903 PINELLAS BAYWAY S # 107	Tierra Verde	Planned Unit Development	\$656,731	1,950	1988	\$12,282
903 PINELLAS BAYWAY S # 103	Tierra Verde	Planned Unit Development	\$655,983	1,950	1988	\$13,095
335 MADEIRA CIR	Tierra Verde	Planned Unit Development	\$655,773	1,585	1997	\$9,783
487 PINELLAS BAYWAY # 205	Tierra Verde	Planned Unit Development	\$655,715	2,970	1994	\$10,976
1101 PINELLAS BAYWAY S # 104	Tierra Verde	Planned Unit Development	\$655,047	1,918	1995	\$9,606
545 PINELLAS BAYWAY S # 105	Tierra Verde	Planned Unit Development	\$653,111	2,100	1999	\$9,594

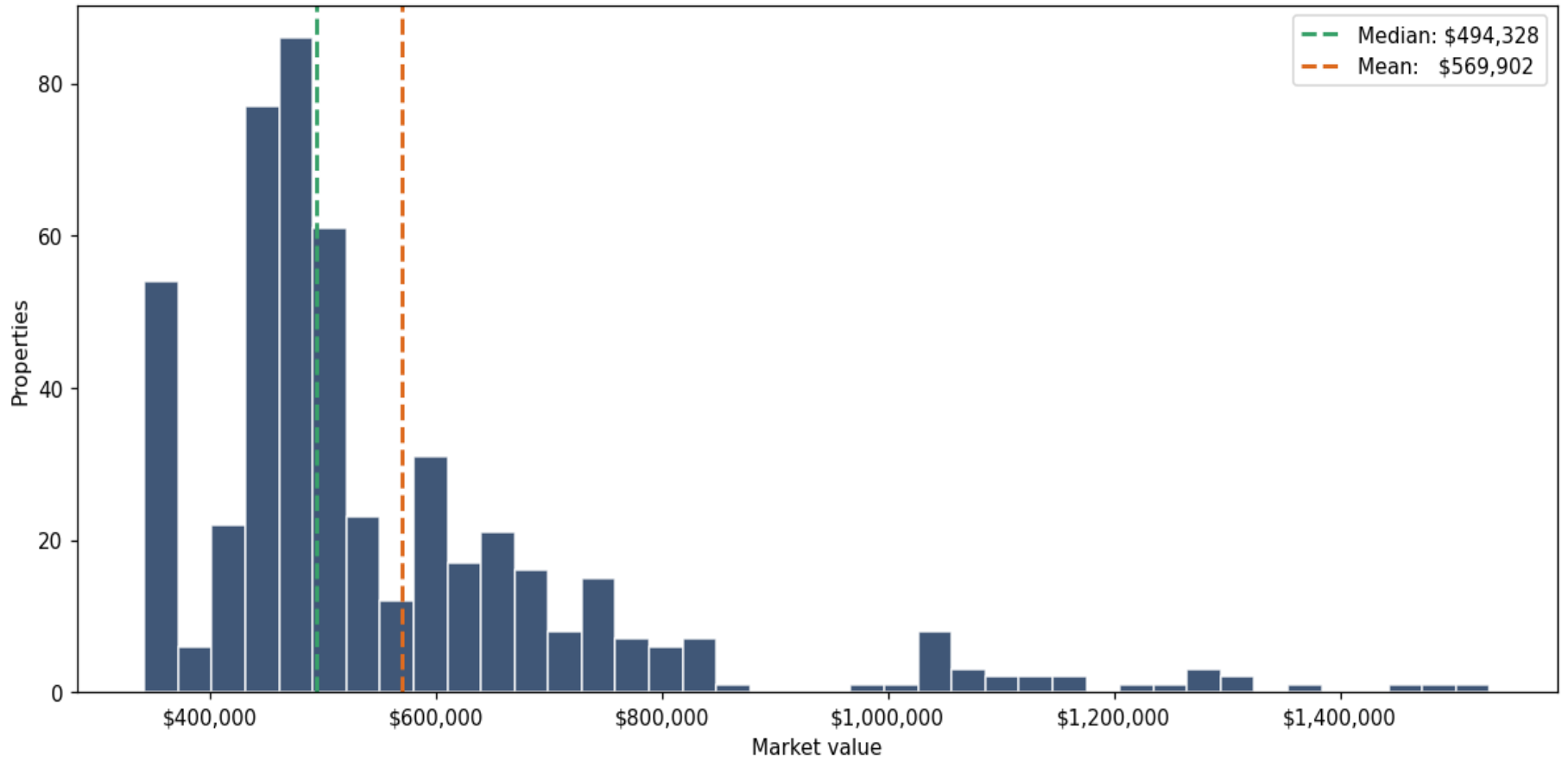
Address	City	Type	Market Value	Sq Ft	Year	Annual Tax
545 PINELLAS BAYWAY S # 102	Tierra Verde	Planned Unit Development	\$652,652	2,100	1999	\$9,582
353 MADEIRA CIR	Tierra Verde	Planned Unit Development	\$652,344	1,585	1997	\$9,728
1583 PINELLAS BAYWAY	Tierra Verde	Planned Unit Development	\$651,202	2,100	1999	\$10,196
307 MADEIRA CIR	Tierra Verde	Planned Unit Development	\$651,063	1,585	1995	\$9,711
1585 PINELLAS BAYWAY	Tierra Verde	Planned Unit Development	\$638,847	2,100	1999	\$9,842
903 PINELLAS BAYWAY S # 101	Tierra Verde	Planned Unit Development	\$638,761	1,750	1988	\$11,805
1577 PINELLAS BAYWAY	Tierra Verde	Planned Unit Development	\$638,430	2,100	1999	\$9,834
903 PINELLAS BAYWAY S # 108	Tierra Verde	Planned Unit Development	\$638,360	1,750	1988	\$11,766
337 MADEIRA CIR	Tierra Verde	Planned Unit Development	\$636,939	1,585	1997	\$9,475
315 MADEIRA CIR	Tierra Verde	Planned Unit Development	\$636,935	1,585	1995	\$9,468
323 MADEIRA CIR	Tierra Verde	Planned Unit Development	\$635,990	1,585	1996	\$9,505
343 MADEIRA CIR	Tierra Verde	Planned Unit Development	\$634,397	1,585	1997	\$9,452
903 PINELLAS BAYWAY S # 105	Tierra Verde	Planned Unit Development	\$630,640	1,750	1988	\$11,614
1575 PINELLAS BAYWAY	Tierra Verde	Planned Unit Development	\$625,903	2,100	1999	\$9,662
1101 PINELLAS BAYWAY S # 102	Tierra Verde	Planned Unit Development	\$624,304	1,918	1994	\$9,198
367 MADEIRA CIR	Tierra Verde	Planned Unit Development	\$620,179	1,585	1998	\$9,159
465 PINELLAS BAYWAY S # 101	Tierra Verde	Planned Unit Development	\$619,858	1,750	1993	\$9,091
295 MADEIRA CIR	Tierra Verde	Planned Unit Development	\$619,585	1,585	1995	\$8,654
349 MADEIRA CIR	Tierra Verde	Planned Unit Development	\$616,508	1,585	1996	\$9,188
357 MADEIRA CIR	Tierra Verde	Planned Unit Development	\$615,990	1,585	1997	\$9,254
385 8TH AVE N	Tierra Verde	Planned Unit Development	\$610,931	2,213	2005	\$9,818
303 MADEIRA CIR	Tierra Verde	Planned Unit Development	\$607,990	1,585	1995	\$9,126
1101 PINELLAS BAYWAY S # 107	Tierra Verde	Planned Unit Development	\$607,957	1,918	1994	\$8,898
309 MADEIRA CIR	Tierra Verde	Planned Unit Development	\$607,754	1,585	1996	\$9,074
325 MADEIRA CIR	Tierra Verde	Planned Unit Development	\$607,582	1,585	1995	\$9,077

Address	City	Type	Market Value	Sq Ft	Year	Annual Tax
365 MADEIRA CIR	Tierra Verde	Planned Unit Development	\$607,547	1,585	1998	\$9,068
1101 PINELLAS BAYWAY S # 105	Tierra Verde	Planned Unit Development	\$605,935	1,918	1994	\$8,886
359 MADEIRA CIR	Tierra Verde	Planned Unit Development	\$604,459	1,585	1997	\$9,016
363 MADEIRA CIR	Tierra Verde	Planned Unit Development	\$603,161	1,585	1998	\$8,990
361 MADEIRA CIR	Tierra Verde	Planned Unit Development	\$603,161	1,585	1998	\$8,990
339 MADEIRA CIR	Tierra Verde	Planned Unit Development	\$602,623	1,585	1997	\$8,985
275 MADEIRA CIR	Tierra Verde	Planned Unit Development	\$602,370	2,127	1995	\$8,492
327 MADEIRA CIR	Tierra Verde	Planned Unit Development	\$602,244	1,585	1995	\$8,983
341 MADEIRA CIR	Tierra Verde	Planned Unit Development	\$601,937	1,585	1998	\$8,972
345 MADEIRA CIR	Tierra Verde	Planned Unit Development	\$600,991	1,585	1997	\$8,959
321 MADEIRA CIR	Tierra Verde	Planned Unit Development	\$600,954	1,585	1996	\$8,958
347 MADEIRA CIR	Tierra Verde	Planned Unit Development	\$599,730	1,585	1996	\$8,939
317 MADEIRA CIR	Tierra Verde	Planned Unit Development	\$599,694	1,585	1995	\$9,006
311 MADEIRA CIR	Tierra Verde	Planned Unit Development	\$599,694	1,585	1995	\$8,939
305 MADEIRA CIR	Tierra Verde	Planned Unit Development	\$599,694	1,585	1995	\$8,939
301 MADEIRA CIR	Tierra Verde	Planned Unit Development	\$599,694	1,585	1995	\$8,988
333 MADEIRA CIR	Tierra Verde	Planned Unit Development	\$598,470	1,585	1995	\$8,920
355 MADEIRA CIR	Tierra Verde	Planned Unit Development	\$596,911	1,585	1997	\$8,933
319 MADEIRA CIR	Tierra Verde	Planned Unit Development	\$595,650	1,585	1996	\$8,865
465 PINELLAS BAYWAY S # 106	Tierra Verde	Planned Unit Development	\$586,232	1,750	1993	\$8,631
334 MADEIRA CIR	Tierra Verde	Planned Unit Development	\$585,837	2,127	1995	\$8,305
389 8TH AVE N	Tierra Verde	Planned Unit Development	\$584,969	2,213	2005	\$9,329
381 8TH AVE N	Tierra Verde	Planned Unit Development	\$584,969	2,213	2005	\$9,329
443 PINELLAS BAYWAY S # 114	Tierra Verde	Planned Unit Development	\$583,556	2,055	1991	\$9,704
465 PINELLAS BAYWAY S # 107	Tierra Verde	Planned Unit Development	\$581,574	1,750	1993	\$8,561

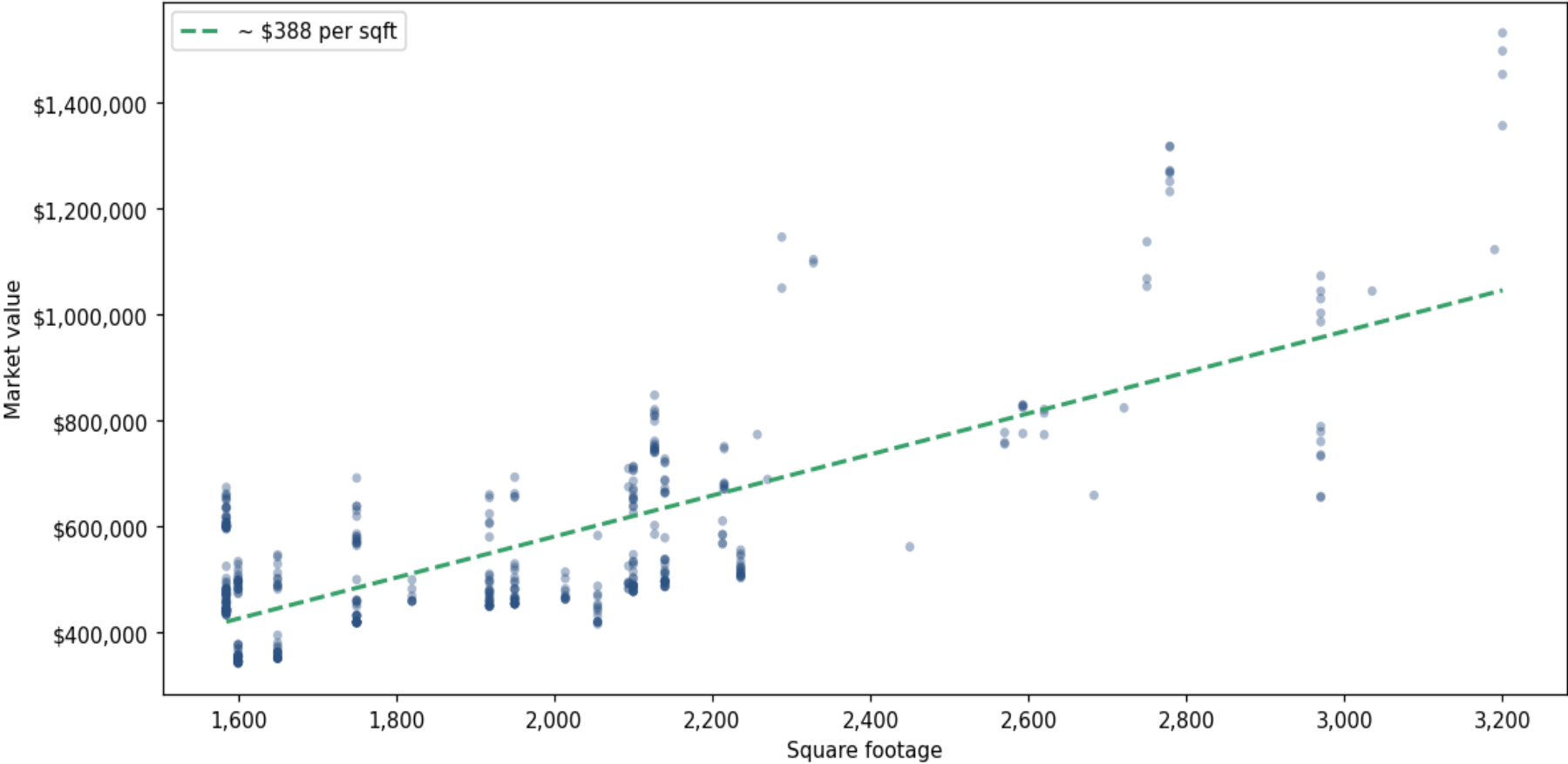
Address	City	Type	Market Value	Sq Ft	Year	Annual Tax
465 PINELLAS BAYWAY S # 111	Tierra Verde	Planned Unit Development	\$580,928	1,750	1993	\$8,421
1101 PINELLAS BAYWAY S # 108	Tierra Verde	Planned Unit Development	\$580,605	1,918	1994	\$8,454
521 PINELLAS BAYWAY # 301	Tierra Verde	Planned Unit Development	\$579,159	2,140	2000	\$7,780
465 PINELLAS BAYWAY S # 109	Tierra Verde	Planned Unit Development	\$576,270	1,750	1993	\$8,465
465 PINELLAS BAYWAY S # 108	Tierra Verde	Planned Unit Development	\$576,270	1,750	1993	\$8,465
465 PINELLAS BAYWAY S # 110	Tierra Verde	Planned Unit Development	\$571,816	1,750	1993	\$8,390
465 PINELLAS BAYWAY S # 104	Tierra Verde	Planned Unit Development	\$569,878	1,750	1993	\$8,356
465 PINELLAS BAYWAY S # 103	Tierra Verde	Planned Unit Development	\$569,266	1,750	1993	\$8,345
465 PINELLAS BAYWAY S # 105	Tierra Verde	Planned Unit Development	\$568,654	1,750	1993	\$8,362
383 8TH AVE N	Tierra Verde	Planned Unit Development	\$568,249	2,213	2005	\$9,148
387 8TH AVE N	Tierra Verde	Planned Unit Development	\$568,249	2,213	2005	\$9,148
465 PINELLAS BAYWAY S # 102	Tierra Verde	Planned Unit Development	\$564,574	1,750	1993	\$8,264
487 PINELLAS BAYWAY # 207	Tierra Verde	Planned Unit Development	\$562,065	2,450	1995	\$9,564
1035 PINELLAS BAYWAY	Tierra Verde	Planned Unit Development	\$555,892	2,236	2000	\$7,630
1059 PINELLAS BAYWAY S	Tierra Verde	Planned Unit Development	\$548,874	2,236	1998	\$7,734
545 PINELLAS BAYWAY S # 301	Tierra Verde	Planned Unit Development	\$547,194	2,100	1999	\$7,443
637 PINELLAS BAYWAY S # 1	Tierra Verde	Planned Unit Development	\$546,766	1,650	1991	\$9,091
1031 PINELLAS BAYWAY	Tierra Verde	Planned Unit Development	\$544,778	2,236	2000	\$7,590
637 PINELLAS BAYWAY S # 8	Tierra Verde	Planned Unit Development	\$543,298	1,650	1991	\$9,115
521 PINELLAS BAYWAY # 207	Tierra Verde	Planned Unit Development	\$538,258	2,140	2000	\$7,448
521 PINELLAS BAYWAY S # 204	Tierra Verde	Planned Unit Development	\$537,660	2,140	2000	\$7,418
521 PINELLAS BAYWAY S # 203	Tierra Verde	Planned Unit Development	\$537,660	2,140	2000	\$7,483
737 PINELLAS BAYWAY S # 102	Tierra Verde	Planned Unit Development	\$534,177	1,600	1990	\$8,882
545 PINELLAS BAYWAY S # 201	Tierra Verde	Planned Unit Development	\$533,874	2,100	1999	\$7,387
545 PINELLAS BAYWAY S # 408	Tierra Verde	Planned Unit Development	\$533,832	2,100	1999	\$7,279

Address	City	Type	Market Value	Sq Ft	Year	Annual Tax
1027 PINELLAS BAYWAY	Tierra Verde	Planned Unit Development	\$533,821	2,236	2000	\$7,473
903 PINELLAS BAYWAY S # 203	Tierra Verde	Planned Unit Development	\$529,943	1,950	1989	\$9,325
637 PINELLAS BAYWAY S # 2	Tierra Verde	Planned Unit Development	\$529,773	1,650	1991	\$8,886
521 PINELLAS BAYWAY S # 407	Tierra Verde	Planned Unit Development	\$529,235	2,140	2001	\$7,414
545 PINELLAS BAYWAY S # 203	Tierra Verde	Planned Unit Development	\$528,404	2,100	1999	\$7,271
751 PINELLAS BAYWAY S # 107	Tierra Verde	Planned Unit Development	\$528,271	1,600	1989	\$8,841
1051 PINELLAS BAYWAY S	Tierra Verde	Planned Unit Development	\$526,581	2,236	1998	\$7,557
1101 PINELLAS BAYWAY S # 304	Tierra Verde	Planned Unit Development	\$525,855	2,094	1995	\$7,226
405 MADEIRA CIR	Tierra Verde	Planned Unit Development	\$525,338	1,585	1996	\$7,360
903 PINELLAS BAYWAY S # 204	Tierra Verde	Planned Unit Development	\$524,127	1,950	1989	\$9,288
1043 PINELLAS BAYWAY S	Tierra Verde	Planned Unit Development	\$522,464	2,236	1999	\$7,162
1025 PINELLAS BAYWAY S	Tierra Verde	Planned Unit Development	\$522,464	2,236	1999	\$7,162

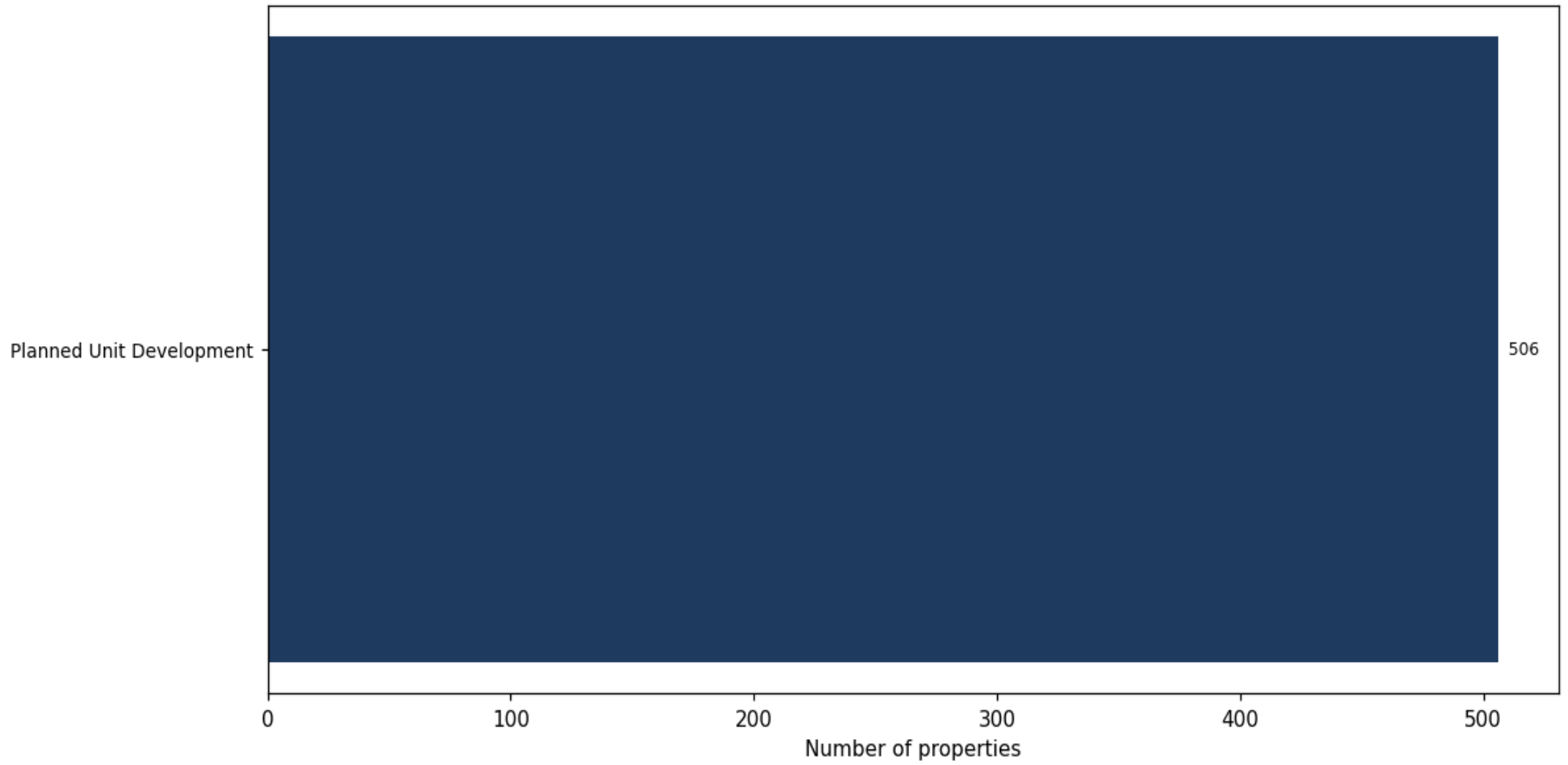
Market value distribution (n=506, top 1% trimmed for readability)



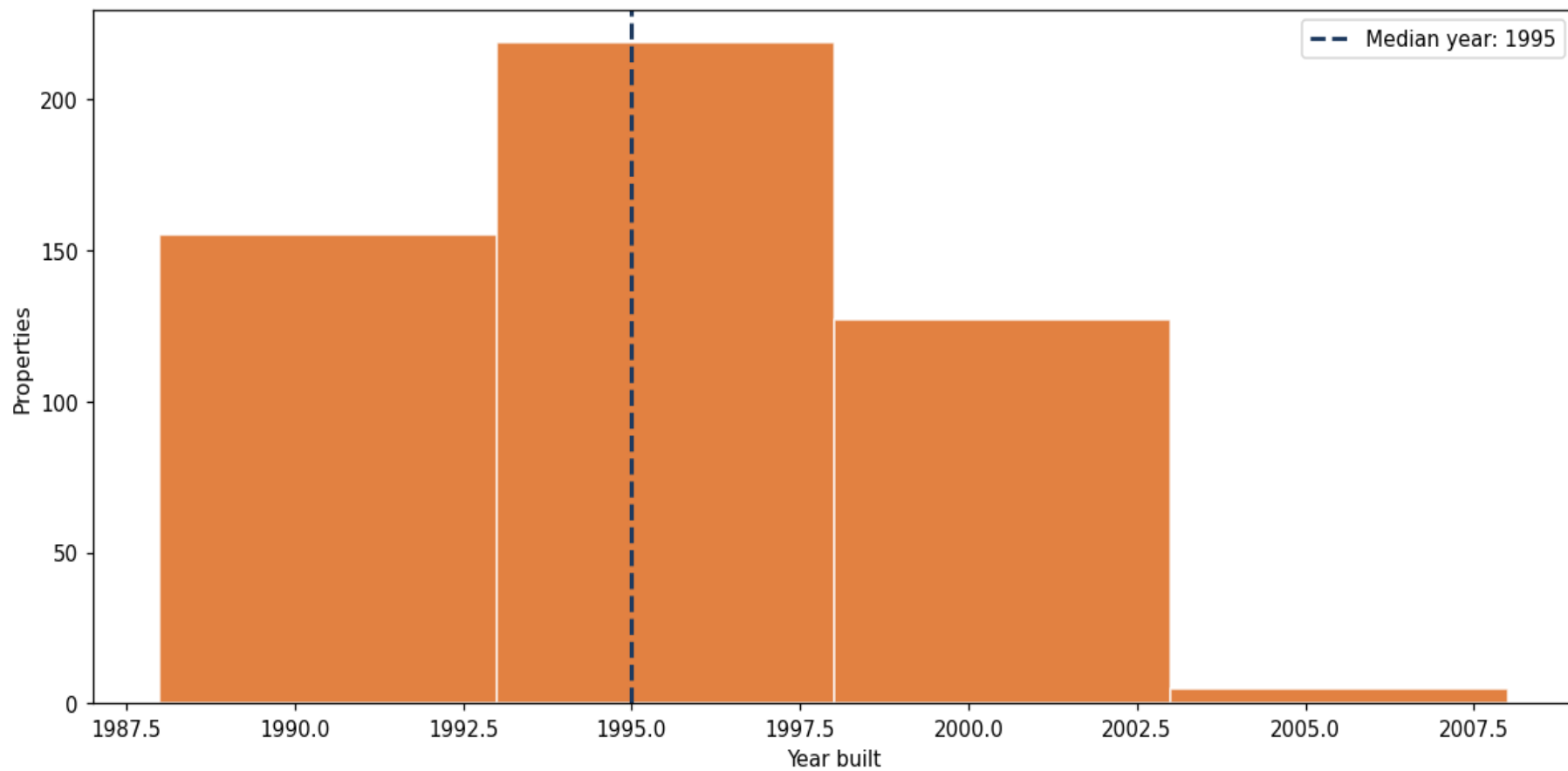
Building size vs. market value (n=495, outliers trimmed)



Top property types by count



Year built distribution (5-year buckets)



Market value vs. assessed value (gap = untaxed appreciation)

