

Pinellas Property Market Report

999 matching properties • May 30, 2026

Filters applied	Headline numbers
City: Tierra Verde	Properties matched: 999
Property type: Condominium	Median market value: \$628,319
	Mean market value: \$878,158
	Min / Max: \$106,250 / \$2,861,079
	Mean square footage: 1,607

Top 200 properties by market value

Address	City	Type	Market Value	Sq Ft	Year	Annual Tax
800 COLLANY RD # 601	Tierra Verde	Condominium	\$2,861,079	2,495	2018	\$45,040
755 COLLANY RD # 608	Tierra Verde	Condominium	\$2,799,050	2,495	2022	\$44,514
755 COLLANY RD # 603	Tierra Verde	Condominium	\$2,673,175	2,746	2022	\$43,068
755 COLLANY RD # 604	Tierra Verde	Condominium	\$2,673,175	2,746	2022	\$43,019
650 COLLANY RD # 604	Tierra Verde	Condominium	\$2,670,968	2,746	2017	\$43,393
755 COLLANY RD # 503	Tierra Verde	Condominium	\$2,651,594	2,746	2022	\$42,720
755 COLLANY RD # 504	Tierra Verde	Condominium	\$2,651,594	2,746	2022	\$42,672
650 COLLANY RD # 603	Tierra Verde	Condominium	\$2,645,136	2,746	2017	\$41,404
795 COLLANY RD #603	Tierra Verde	Condominium	\$2,624,280	2,746	2020	\$42,453
795 COLLANY RD #604	Tierra Verde	Condominium	\$2,624,280	2,746	2020	\$42,630
755 COLLANY RD # 606	Tierra Verde	Condominium	\$2,609,922	2,636	2022	\$41,909
755 COLLANY RD # 607	Tierra Verde	Condominium	\$2,609,922	2,636	2022	\$41,909
755 COLLANY RD # 602	Tierra Verde	Condominium	\$2,609,922	2,636	2022	\$41,909

Address	City	Type	Market Value	Sq Ft	Year	Annual Tax
755 COLLANY RD # 605	Tierra Verde	Condominium	\$2,605,672	2,636	2022	\$41,783
755 COLLANY RD # 203	Tierra Verde	Condominium	\$2,604,453	2,746	2022	\$41,993
755 COLLANY RD # 204	Tierra Verde	Condominium	\$2,604,453	2,746	2022	\$41,947
795 COLLANY RD #503	Tierra Verde	Condominium	\$2,602,698	2,746	2020	\$42,239
795 COLLANY RD #504	Tierra Verde	Condominium	\$2,602,698	2,746	2020	\$42,239
755 COLLANY RD # 404	Tierra Verde	Condominium	\$2,595,681	2,746	2022	\$41,793
755 COLLANY RD # 601	Tierra Verde	Condominium	\$2,595,396	2,495	2022	\$36,245
755 COLLANY RD # 403	Tierra Verde	Condominium	\$2,593,556	2,746	2022	\$41,807
755 COLLANY RD # 505	Tierra Verde	Condominium	\$2,586,010	2,636	2022	\$41,507
755 COLLANY RD # 506	Tierra Verde	Condominium	\$2,586,010	2,636	2022	\$41,461
755 COLLANY RD # 507	Tierra Verde	Condominium	\$2,586,010	2,636	2022	\$41,466
755 COLLANY RD # 502	Tierra Verde	Condominium	\$2,586,010	2,636	2022	\$41,411
755 COLLANY RD # 508	Tierra Verde	Condominium	\$2,566,861	2,495	2022	\$41,075
755 COLLANY RD # 501	Tierra Verde	Condominium	\$2,566,861	2,495	2022	\$35,861
650 COLLANY RD # 601	Tierra Verde	Condominium	\$2,561,832	2,495	2017	\$39,726
795 COLLANY RD #602	Tierra Verde	Condominium	\$2,559,620	2,636	2020	\$41,362
795 COLLANY RD #605	Tierra Verde	Condominium	\$2,559,620	2,636	2020	\$41,358
800 COLLANY RD # 603	Tierra Verde	Condominium	\$2,554,166	2,746	2018	\$41,519
800 COLLANY RD # 604	Tierra Verde	Condominium	\$2,554,166	2,746	2018	\$41,527
795 COLLANY RD #403	Tierra Verde	Condominium	\$2,552,881	2,746	2020	\$41,299
795 COLLANY RD #404	Tierra Verde	Condominium	\$2,552,881	2,746	2020	\$41,299
795 COLLANY RD #203	Tierra Verde	Condominium	\$2,552,867	2,746	2020	\$41,497
795 COLLANY RD #204	Tierra Verde	Condominium	\$2,552,867	2,746	2020	\$41,390
795 COLLANY RD #606	Tierra Verde	Condominium	\$2,546,744	2,495	2020	\$40,986
795 COLLANY RD #601	Tierra Verde	Condominium	\$2,546,744	2,495	2020	\$40,767

Address	City	Type	Market Value	Sq Ft	Year	Annual Tax
755 COLLANY RD # 303	Tierra Verde	Condominium	\$2,541,893	2,746	2022	\$40,973
755 COLLANY RD # 304	Tierra Verde	Condominium	\$2,541,893	2,746	2022	\$40,923
755 COLLANY RD # 202	Tierra Verde	Condominium	\$2,541,429	2,636	2022	\$40,836
755 COLLANY RD # 206	Tierra Verde	Condominium	\$2,541,429	2,636	2022	\$40,787
755 COLLANY RD # 205	Tierra Verde	Condominium	\$2,541,429	2,636	2022	\$40,787
795 COLLANY RD #505	Tierra Verde	Condominium	\$2,539,074	2,636	2020	\$41,027
795 COLLANY RD #502	Tierra Verde	Condominium	\$2,539,074	2,636	2020	\$40,994
755 COLLANY RD # 207	Tierra Verde	Condominium	\$2,535,054	2,636	2022	\$40,582
800 COLLANY RD # 503	Tierra Verde	Condominium	\$2,533,507	2,746	2018	\$41,122
800 COLLANY RD # 504	Tierra Verde	Condominium	\$2,533,507	2,746	2018	\$41,160
755 COLLANY RD # 405	Tierra Verde	Condominium	\$2,530,396	2,636	2022	\$40,600
755 COLLANY RD # 407	Tierra Verde	Condominium	\$2,528,271	2,636	2022	\$40,610
755 COLLANY RD # 402	Tierra Verde	Condominium	\$2,528,271	2,636	2022	\$40,605
755 COLLANY RD # 406	Tierra Verde	Condominium	\$2,528,271	2,636	2022	\$40,565
755 COLLANY RD # 201	Tierra Verde	Condominium	\$2,524,123	2,495	2022	\$35,495
755 COLLANY RD # 401	Tierra Verde	Condominium	\$2,522,494	2,495	2022	\$35,046
755 COLLANY RD # 408	Tierra Verde	Condominium	\$2,522,494	2,495	2022	\$40,321
795 COLLANY RD #506	Tierra Verde	Condominium	\$2,521,597	2,495	2020	\$40,373
795 COLLANY RD #501	Tierra Verde	Condominium	\$2,521,597	2,495	2020	\$40,373
755 COLLANY RD # 208	Tierra Verde	Condominium	\$2,518,244	2,495	2022	\$40,242
795 COLLANY RD #303	Tierra Verde	Condominium	\$2,493,640	2,746	2020	\$40,511
795 COLLANY RD #304	Tierra Verde	Condominium	\$2,493,640	2,746	2020	\$40,467
795 COLLANY RD #205	Tierra Verde	Condominium	\$2,491,585	2,636	2020	\$40,159
795 COLLANY RD #202	Tierra Verde	Condominium	\$2,491,585	2,636	2020	\$40,384
800 COLLANY RD # 602	Tierra Verde	Condominium	\$2,490,544	2,636	2018	\$40,241

Address	City	Type	Market Value	Sq Ft	Year	Annual Tax
800 COLLANY RD # 605	Tierra Verde	Condominium	\$2,490,544	2,636	2018	\$40,285
800 COLLANY RD # 404	Tierra Verde	Condominium	\$2,484,612	2,746	2018	\$40,271
800 COLLANY RD # 403	Tierra Verde	Condominium	\$2,484,612	2,746	2018	\$40,353
800 COLLANY RD # 204	Tierra Verde	Condominium	\$2,484,313	2,746	2018	\$40,338
800 COLLANY RD # 203	Tierra Verde	Condominium	\$2,484,313	2,746	2018	\$40,317
795 COLLANY RD #206	Tierra Verde	Condominium	\$2,481,061	2,495	2020	\$39,826
795 COLLANY RD #201	Tierra Verde	Condominium	\$2,481,061	2,495	2020	\$39,765
795 COLLANY RD #402	Tierra Verde	Condominium	\$2,480,981	2,636	2020	\$39,977
795 COLLANY RD #405	Tierra Verde	Condominium	\$2,480,981	2,636	2020	\$40,111
755 COLLANY RD # 307	Tierra Verde	Condominium	\$2,478,677	2,636	2022	\$39,757
755 COLLANY RD # 305	Tierra Verde	Condominium	\$2,478,677	2,636	2022	\$39,757
755 COLLANY RD # 306	Tierra Verde	Condominium	\$2,478,677	2,636	2022	\$39,760
755 COLLANY RD # 302	Tierra Verde	Condominium	\$2,478,677	2,636	2022	\$39,801
795 COLLANY RD #406	Tierra Verde	Condominium	\$2,475,554	2,495	2020	\$39,669
795 COLLANY RD #401	Tierra Verde	Condominium	\$2,475,554	2,495	2020	\$39,890
800 COLLANY RD # 606	Tierra Verde	Condominium	\$2,475,046	2,495	2018	\$39,839
800 COLLANY RD # 505	Tierra Verde	Condominium	\$2,470,883	2,636	2018	\$39,993
800 COLLANY RD # 502	Tierra Verde	Condominium	\$2,470,883	2,636	2018	\$39,950
755 COLLANY RD # 308	Tierra Verde	Condominium	\$2,470,524	2,495	2022	\$39,559
755 COLLANY RD # 301	Tierra Verde	Condominium	\$2,470,524	2,495	2022	\$34,524
800 COLLANY RD # 506	Tierra Verde	Condominium	\$2,453,701	2,495	2018	\$39,501
800 COLLANY RD # 501	Tierra Verde	Condominium	\$2,453,701	2,495	2018	\$39,501
795 COLLANY RD #302	Tierra Verde	Condominium	\$2,430,501	2,636	2020	\$39,321
795 COLLANY RD #305	Tierra Verde	Condominium	\$2,430,501	2,636	2020	\$39,188
800 COLLANY RD # 304	Tierra Verde	Condominium	\$2,427,217	2,746	2018	\$39,361

Address	City	Type	Market Value	Sq Ft	Year	Annual Tax
800 COLLANY RD # 303	Tierra Verde	Condominium	\$2,427,217	2,746	2018	\$39,366
795 COLLANY RD #301	Tierra Verde	Condominium	\$2,426,936	2,495	2020	\$38,865
795 COLLANY RD #306	Tierra Verde	Condominium	\$2,426,936	2,495	2020	\$38,865
800 COLLANY RD # 202	Tierra Verde	Condominium	\$2,424,737	2,636	2018	\$39,165
800 COLLANY RD # 205	Tierra Verde	Condominium	\$2,424,737	2,636	2018	\$39,234
800 COLLANY RD # 206	Tierra Verde	Condominium	\$2,416,145	2,495	2018	\$38,894
800 COLLANY RD # 201	Tierra Verde	Condominium	\$2,416,145	2,495	2018	\$38,924
800 COLLANY RD # 405	Tierra Verde	Condominium	\$2,414,561	2,636	2018	\$39,038
800 COLLANY RD # 402	Tierra Verde	Condominium	\$2,414,561	2,636	2018	\$39,033
800 COLLANY RD # 401	Tierra Verde	Condominium	\$2,411,010	2,495	2018	\$38,797
800 COLLANY RD # 406	Tierra Verde	Condominium	\$2,411,010	2,495	2018	\$38,797
800 COLLANY RD # 302	Tierra Verde	Condominium	\$2,367,624	2,636	2018	\$38,301
800 COLLANY RD # 305	Tierra Verde	Condominium	\$2,367,624	2,636	2018	\$38,301
800 COLLANY RD # 301	Tierra Verde	Condominium	\$2,362,393	2,495	2018	\$38,095
800 COLLANY RD # 306	Tierra Verde	Condominium	\$2,362,393	2,495	2018	\$38,082
650 COLLANY RD # 201	Tierra Verde	Condominium	\$2,327,829	2,495	2017	\$36,775
650 COLLANY RD # 504	Tierra Verde	Condominium	\$2,269,657	2,746	2017	\$37,742
650 COLLANY RD # 503	Tierra Verde	Condominium	\$2,265,407	2,746	2017	\$36,291
650 COLLANY RD # 602	Tierra Verde	Condominium	\$2,233,543	2,636	2017	\$35,566
650 COLLANY RD # 605	Tierra Verde	Condominium	\$2,229,293	2,636	2017	\$37,016
650 COLLANY RD # 403	Tierra Verde	Condominium	\$2,226,297	2,746	2017	\$35,665
650 COLLANY RD # 204	Tierra Verde	Condominium	\$2,223,730	2,746	2017	\$36,956
650 COLLANY RD # 404	Tierra Verde	Condominium	\$2,222,047	2,746	2017	\$36,990
650 COLLANY RD # 203	Tierra Verde	Condominium	\$2,221,605	2,746	2017	\$35,529
650 COLLANY RD # 606	Tierra Verde	Condominium	\$2,218,997	2,495	2017	\$36,642

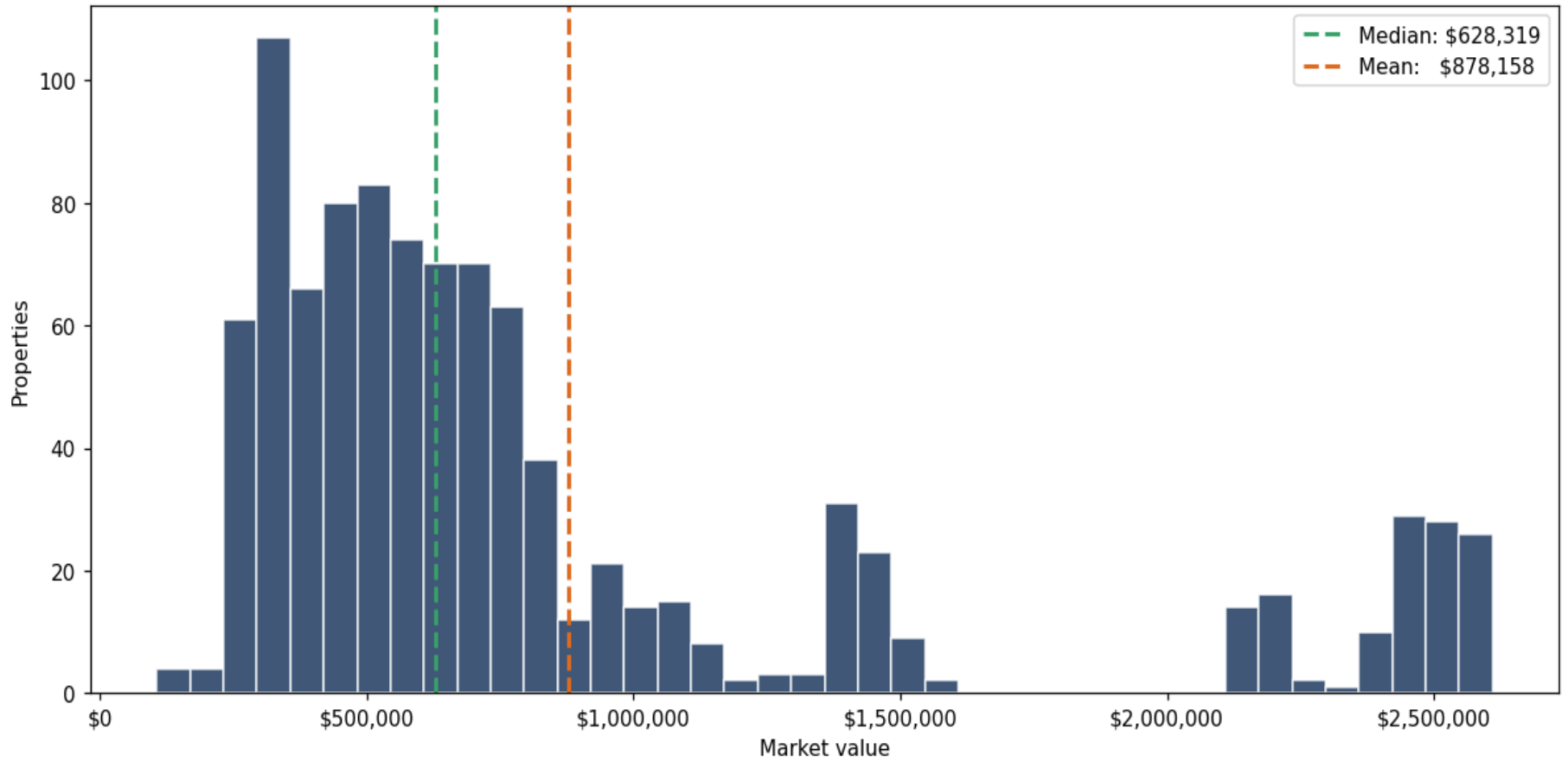
Address	City	Type	Market Value	Sq Ft	Year	Annual Tax
650 COLLANY RD # 505	Tierra Verde	Condominium	\$2,213,174	2,636	2017	\$36,715
650 COLLANY RD # 502	Tierra Verde	Condominium	\$2,213,174	2,636	2017	\$35,245
455 PINELLAS BAYWAY S # 5B	Tierra Verde	Condominium	\$2,212,242	3,090	2024	\$34,160
455 PINELLAS BAYWAY S # 5A	Tierra Verde	Condominium	\$2,212,242	3,090	2024	\$34,160
650 COLLANY RD # 501	Tierra Verde	Condominium	\$2,202,291	2,495	2017	\$34,965
650 COLLANY RD # 506	Tierra Verde	Condominium	\$2,202,291	2,495	2017	\$36,339
650 COLLANY RD # 205	Tierra Verde	Condominium	\$2,175,492	2,636	2017	\$36,092
650 COLLANY RD # 303	Tierra Verde	Condominium	\$2,173,515	2,746	2017	\$34,750
650 COLLANY RD # 304	Tierra Verde	Condominium	\$2,173,515	2,746	2017	\$36,218
455 PINELLAS BAYWAY S # 4B	Tierra Verde	Condominium	\$2,168,642	3,090	2024	\$33,479
650 COLLANY RD # 202	Tierra Verde	Condominium	\$2,166,992	2,636	2017	\$34,575
650 COLLANY RD # 405	Tierra Verde	Condominium	\$2,165,530	2,636	2017	\$35,937
650 COLLANY RD # 206	Tierra Verde	Condominium	\$2,164,493	2,495	2017	\$36,038
650 COLLANY RD # 402	Tierra Verde	Condominium	\$2,161,280	2,636	2017	\$34,417
650 COLLANY RD # 406	Tierra Verde	Condominium	\$2,159,542	2,495	2017	\$35,586
650 COLLANY RD # 401	Tierra Verde	Condominium	\$2,159,542	2,495	2017	\$34,290
312 8TH AVE N # 302	Tierra Verde	Condominium	\$2,158,550	3,986	2008	\$33,934
312 8TH AVE N # 301	Tierra Verde	Condominium	\$2,158,550	3,986	2008	\$33,934
455 PINELLAS BAYWAY S # 3A	Tierra Verde	Condominium	\$2,126,078	3,090	2024	\$32,799
650 COLLANY RD # 305	Tierra Verde	Condominium	\$2,117,886	2,636	2017	\$35,125
650 COLLANY RD # 302	Tierra Verde	Condominium	\$2,117,886	2,636	2017	\$33,775
650 COLLANY RD # 301	Tierra Verde	Condominium	\$2,115,954	2,495	2017	\$33,582
650 COLLANY RD # 306	Tierra Verde	Condominium	\$2,109,579	2,495	2017	\$34,844
1090 PINELLAS BAYWAY # C1	Tierra Verde	Condominium	\$1,570,771	2,480	2003	\$25,820
312 8TH AVE N # 103	Tierra Verde	Condominium	\$1,558,110	2,515	2008	\$24,342

Address	City	Type	Market Value	Sq Ft	Year	Annual Tax
312 8TH AVE N # 101	Tierra Verde	Condominium	\$1,528,536	2,515	2008	\$23,760
312 8TH AVE N # 102	Tierra Verde	Condominium	\$1,514,658	2,598	2008	\$23,638
312 8TH AVE N # 203	Tierra Verde	Condominium	\$1,500,162	2,520	2008	\$23,336
312 8TH AVE N # 201	Tierra Verde	Condominium	\$1,500,162	2,520	2008	\$23,336
1090 PINELLAS BAYWAY # A5	Tierra Verde	Condominium	\$1,499,216	2,566	2003	\$24,790
1090 PINELLAS BAYWAY # C6	Tierra Verde	Condominium	\$1,488,509	2,566	2003	\$24,799
1090 PINELLAS BAYWAY # A7	Tierra Verde	Condominium	\$1,488,084	2,566	2003	\$24,790
1090 PINELLAS BAYWAY # C8	Tierra Verde	Condominium	\$1,488,084	2,566	2003	\$24,790
312 8TH AVE N # 202	Tierra Verde	Condominium	\$1,484,982	2,598	2008	\$23,169
1090 PINELLAS BAYWAY # B8	Tierra Verde	Condominium	\$1,481,989	2,566	2003	\$24,472
630 PINELLAS BAYWAY S # 3101	Tierra Verde	Condominium	\$1,473,784	2,351	2004	\$24,526
650 PINELLAS BAYWAY S # 1101	Tierra Verde	Condominium	\$1,468,684	2,351	2004	\$24,437
630 PINELLAS BAYWAY S # 4201	Tierra Verde	Condominium	\$1,453,959	2,351	2004	\$24,063
1090 PINELLAS BAYWAY # A3	Tierra Verde	Condominium	\$1,450,966	2,510	2003	\$23,903
610 PINELLAS BAYWAY S # 5201	Tierra Verde	Condominium	\$1,449,879	2,351	2004	\$23,989
650 PINELLAS BAYWAY S # 2201	Tierra Verde	Condominium	\$1,449,879	2,351	2004	\$23,989
630 PINELLAS BAYWAY S # 3201	Tierra Verde	Condominium	\$1,447,669	2,351	2004	\$23,954
1090 PINELLAS BAYWAY # B7	Tierra Verde	Condominium	\$1,445,782	2,566	2003	\$24,067
1090 PINELLAS BAYWAY # A1	Tierra Verde	Condominium	\$1,445,078	2,510	2003	\$24,011
630 PINELLAS BAYWAY S # 3302	Tierra Verde	Condominium	\$1,436,871	2,201	2004	\$23,567
1090 PINELLAS BAYWAY # C2	Tierra Verde	Condominium	\$1,436,239	2,510	2003	\$23,862
630 PINELLAS BAYWAY S # 4101	Tierra Verde	Condominium	\$1,434,684	2,351	2004	\$23,865
650 PINELLAS BAYWAY S # 2101	Tierra Verde	Condominium	\$1,434,684	2,351	2004	\$23,865
610 PINELLAS BAYWAY S # 5101	Tierra Verde	Condominium	\$1,434,684	2,351	2004	\$23,865
610 PINELLAS BAYWAY S # 6101	Tierra Verde	Condominium	\$1,434,684	2,351	2004	\$23,865

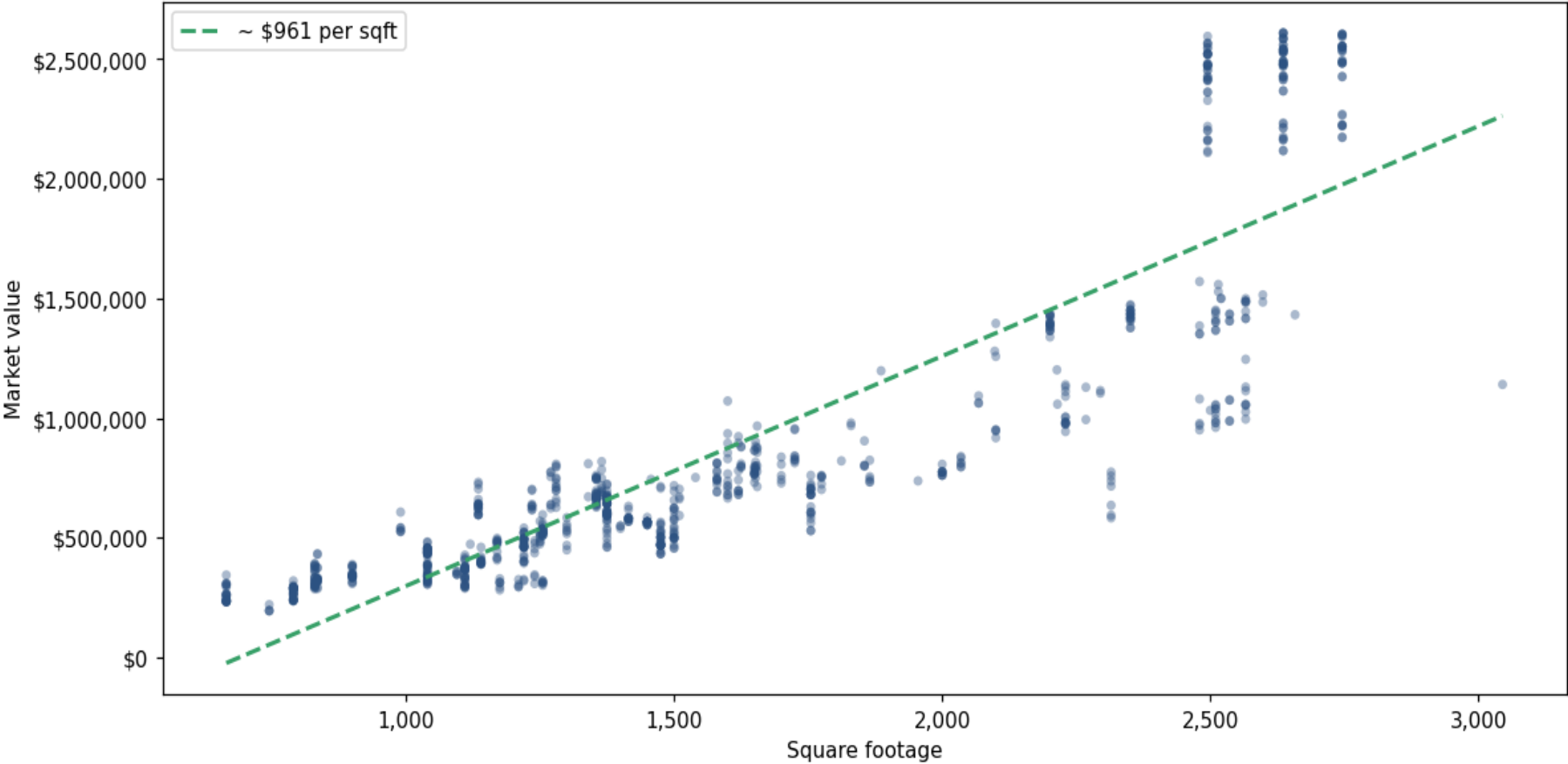
Address	City	Type	Market Value	Sq Ft	Year	Annual Tax
1090 PINELLAS BAYWAY # A8	Tierra Verde	Condominium	\$1,434,214	2,536	2003	\$23,875
1090 PINELLAS BAYWAY # C7	Tierra Verde	Condominium	\$1,434,214	2,536	2003	\$23,875
650 PINELLAS BAYWAY S # 1102	Tierra Verde	Condominium	\$1,433,760	2,201	2004	\$23,826
330 8TH AVE N # 6	Tierra Verde	Condominium	\$1,431,924	2,658	1996	\$28,494
650 PINELLAS BAYWAY S # 2102	Tierra Verde	Condominium	\$1,427,130	2,201	2004	\$23,711
630 PINELLAS BAYWAY S # 3102	Tierra Verde	Condominium	\$1,427,130	2,201	2004	\$23,711
650 PINELLAS BAYWAY S # 2202	Tierra Verde	Condominium	\$1,425,611	2,201	2004	\$23,563
610 PINELLAS BAYWAY S # 5301	Tierra Verde	Condominium	\$1,420,619	2,351	2004	\$23,509
650 PINELLAS BAYWAY S # 1301	Tierra Verde	Condominium	\$1,419,939	2,351	2004	\$23,502
650 PINELLAS BAYWAY S # 2301	Tierra Verde	Condominium	\$1,418,409	2,351	2004	\$23,475
630 PINELLAS BAYWAY S # 3301	Tierra Verde	Condominium	\$1,417,083	2,351	2004	\$23,452
1090 PINELLAS BAYWAY # B6	Tierra Verde	Condominium	\$1,416,517	2,566	2003	\$23,602
1090 PINELLAS BAYWAY # B5	Tierra Verde	Condominium	\$1,416,517	2,566	2003	\$23,602
1090 PINELLAS BAYWAY # C4	Tierra Verde	Condominium	\$1,412,142	2,510	2003	\$23,463
610 PINELLAS BAYWAY S # 6201	Tierra Verde	Condominium	\$1,407,039	2,351	2004	\$23,267
650 PINELLAS BAYWAY S # 1201	Tierra Verde	Condominium	\$1,407,039	2,351	2004	\$23,267
1090 PINELLAS BAYWAY # C5	Tierra Verde	Condominium	\$1,406,134	2,536	2003	\$23,430
1090 PINELLAS BAYWAY # A6	Tierra Verde	Condominium	\$1,406,134	2,536	2003	\$23,430
630 PINELLAS BAYWAY S # 3202	Tierra Verde	Condominium	\$1,405,075	2,201	2004	\$23,219
1090 PINELLAS BAYWAY # B2	Tierra Verde	Condominium	\$1,401,785	2,510	2003	\$23,325
1090 PINELLAS BAYWAY # B1	Tierra Verde	Condominium	\$1,401,318	2,510	2003	\$23,316
650 PINELLAS BAYWAY S # 1202	Tierra Verde	Condominium	\$1,399,771	2,201	2004	\$23,126
1100 PINELLAS BAYWAY S # K4	Tierra Verde	Condominium	\$1,395,713	2,100	1983	\$22,239
610 PINELLAS BAYWAY S # 5302	Tierra Verde	Condominium	\$1,393,338	2,201	2004	\$23,034
630 PINELLAS BAYWAY S # 4102	Tierra Verde	Condominium	\$1,393,130	2,201	2004	\$23,139

Address	City	Type	Market Value	Sq Ft	Year	Annual Tax
610 PINELLAS BAYWAY S # 5102	Tierra Verde	Condominium	\$1,393,130	2,201	2004	\$23,139
610 PINELLAS BAYWAY S # 6102	Tierra Verde	Condominium	\$1,393,130	2,201	2004	\$23,139
650 PINELLAS BAYWAY S # 1302	Tierra Verde	Condominium	\$1,385,220	2,201	2004	\$22,883
1090 PINELLAS BAYWAY # A2	Tierra Verde	Condominium	\$1,385,139	2,480	2003	\$23,047
630 PINELLAS BAYWAY S # 4302	Tierra Verde	Condominium	\$1,380,698	2,201	2004	\$22,811
610 PINELLAS BAYWAY S # 6302	Tierra Verde	Condominium	\$1,380,086	2,201	2004	\$22,800
610 PINELLAS BAYWAY S # 6301	Tierra Verde	Condominium	\$1,377,779	2,351	2004	\$22,787
630 PINELLAS BAYWAY S # 4301	Tierra Verde	Condominium	\$1,377,779	2,351	2004	\$22,787
1090 PINELLAS BAYWAY # B3	Tierra Verde	Condominium	\$1,367,415	2,510	2003	\$22,725
1090 PINELLAS BAYWAY # B4	Tierra Verde	Condominium	\$1,367,415	2,510	2003	\$22,725
630 PINELLAS BAYWAY S # 4202	Tierra Verde	Condominium	\$1,365,771	2,201	2004	\$22,554
610 PINELLAS BAYWAY S # 6202	Tierra Verde	Condominium	\$1,365,771	2,201	2004	\$22,554

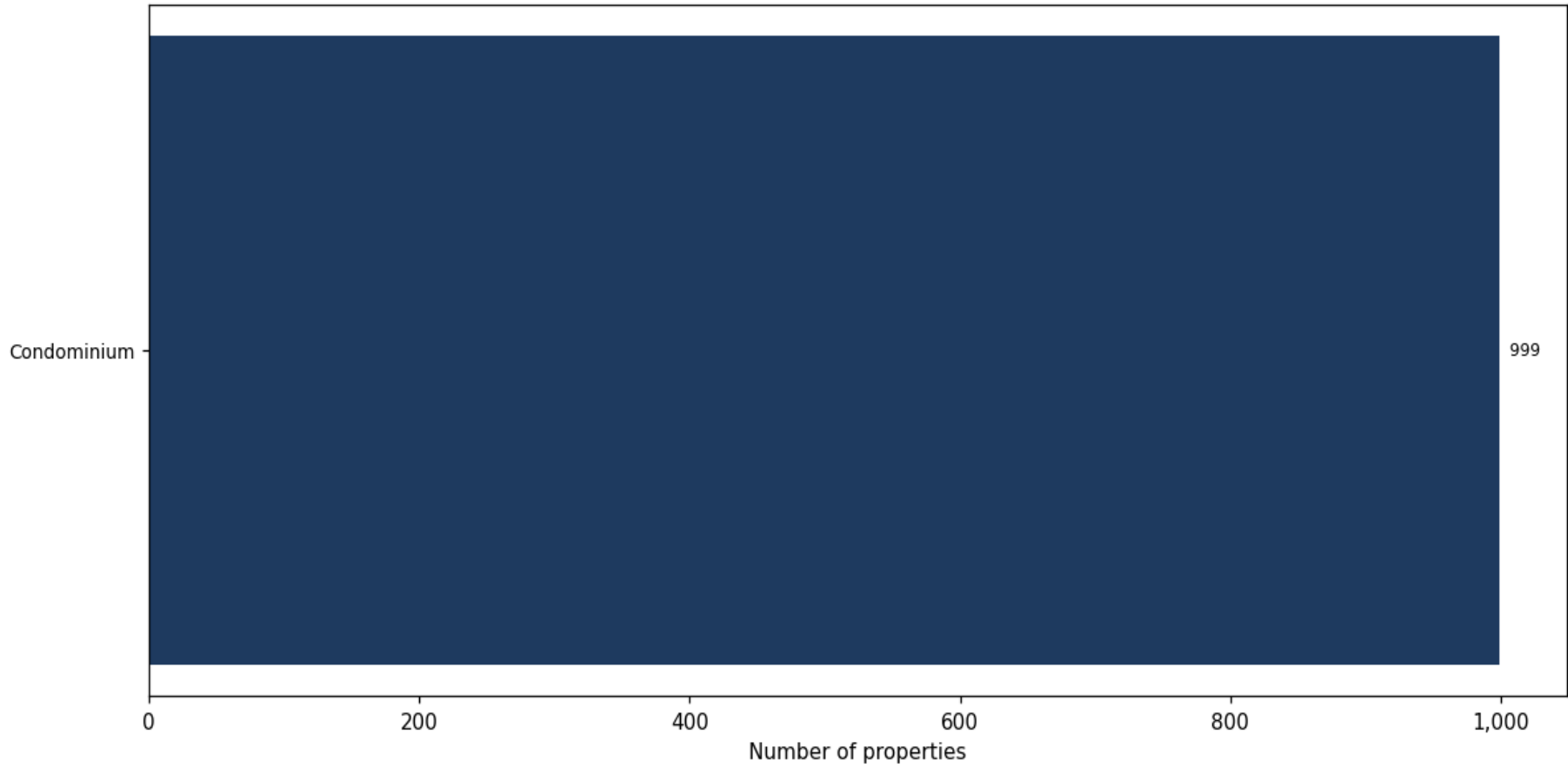
Market value distribution (n=999, top 1% trimmed for readability)



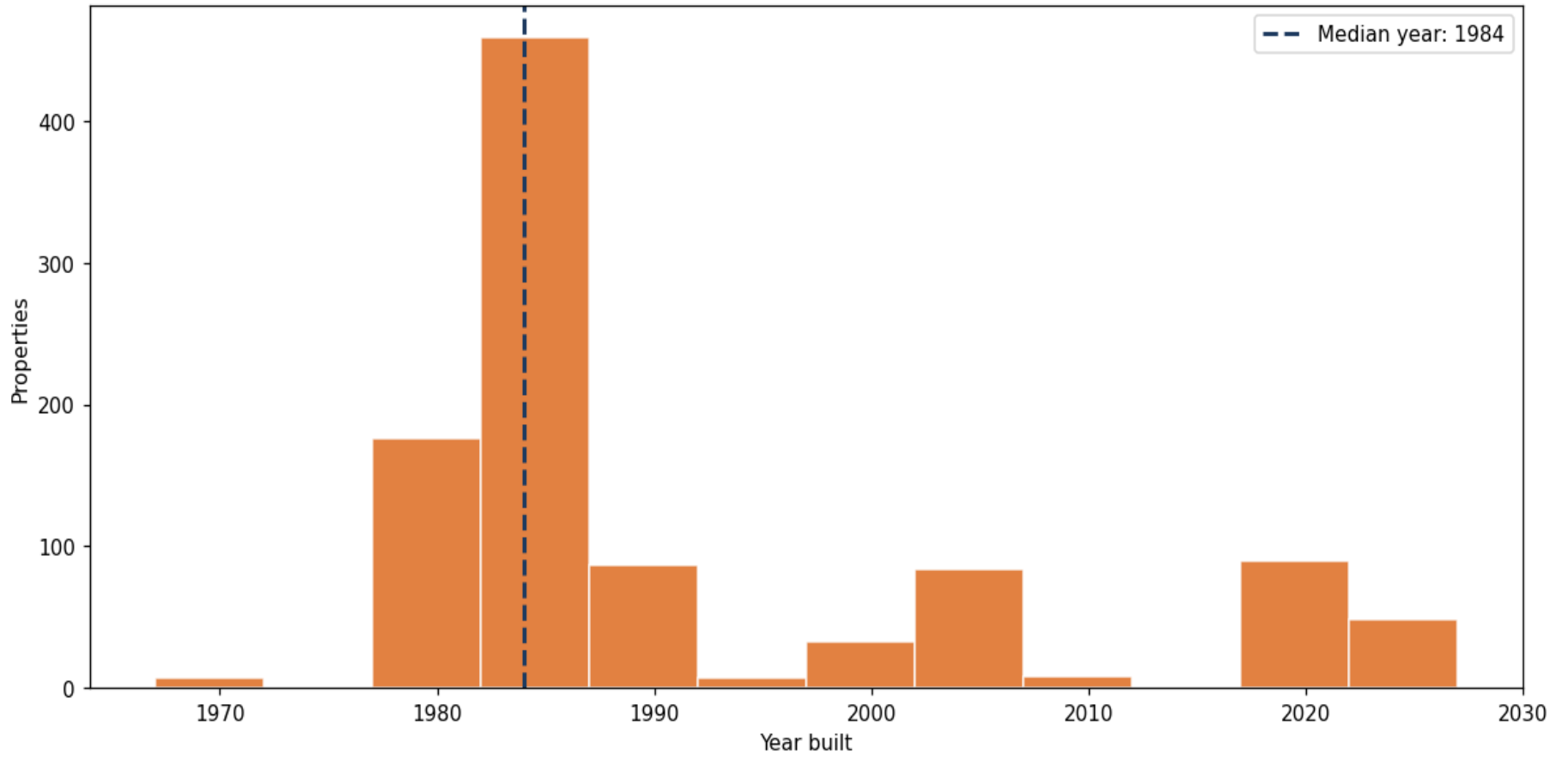
Building size vs. market value (n=979, outliers trimmed)



Top property types by count



Year built distribution (5-year buckets)



Market value vs. assessed value (gap = untaxed appreciation)

