

Pinellas Property Market Report

63 matching properties • June 01, 2025

Filters applied	Headline numbers
City: Tierra Verde	Properties matched: 63
Property type: Condo Office (Unit)	Median market value: \$113,000
	Mean market value: \$106,464
	Min / Max: \$45,000 / \$183,600
	Mean square footage: 498

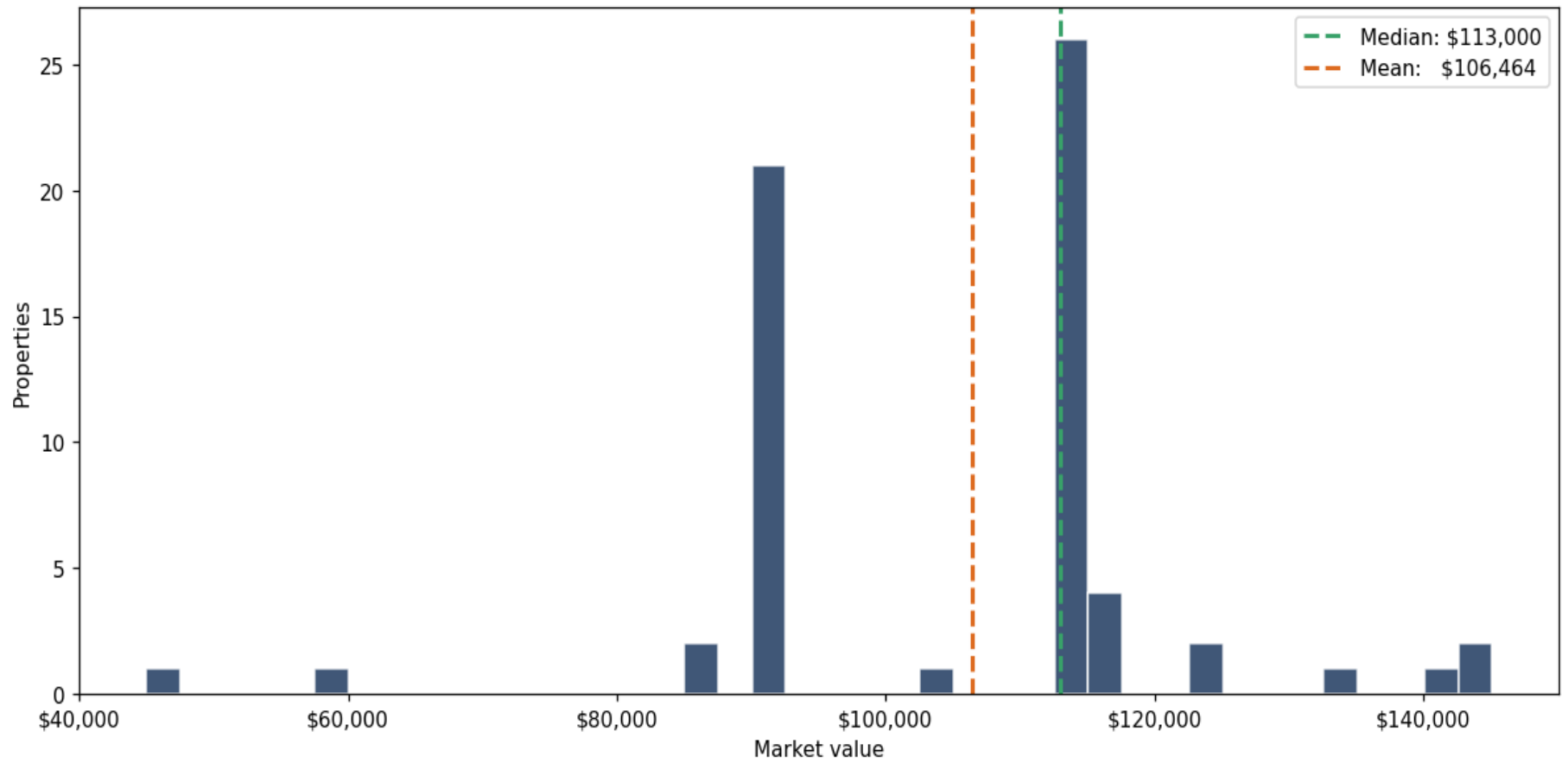
Top 63 properties by market value

Address	City	Type	Market Value	Sq Ft	Year	Annual Tax
1120 PINELLAS BAYWAY # 214	Tierra Verde	Condo Office (Unit)	\$183,600	960	1984	\$3,407
1110 PINELLAS BAYWAY # 114	Tierra Verde	Condo Office (Unit)	\$145,100	615	1985	\$2,275
1110 PINELLAS BAYWAY # 115	Tierra Verde	Condo Office (Unit)	\$145,100	615	1985	\$2,275
1120 PINELLAS BAYWAY # 212	Tierra Verde	Condo Office (Unit)	\$141,000	480	1984	\$1,604
1110 PINELLAS BAYWAY # 113	Tierra Verde	Condo Office (Unit)	\$135,000	570	1985	\$2,108
1120 PINELLAS BAYWAY # 100	Tierra Verde	Condo Office (Unit)	\$123,000	615	1984	\$2,275
1120 PINELLAS BAYWAY # 101	Tierra Verde	Condo Office (Unit)	\$123,000	615	1984	\$2,275
1110 PINELLAS BAYWAY S # 215	Tierra Verde	Condo Office (Unit)	\$116,500	615	1985	\$2,055
1120 PINELLAS BAYWAY # 200	Tierra Verde	Condo Office (Unit)	\$116,500	615	1984	\$2,055
1110 PINELLAS BAYWAY # 213	Tierra Verde	Condo Office (Unit)	\$116,500	615	1985	\$2,055
1120 PINELLAS BAYWAY # 201	Tierra Verde	Condo Office (Unit)	\$116,500	615	1984	\$2,055
1110 PINELLAS BAYWAY # 103	Tierra Verde	Condo Office (Unit)	\$113,000	480	1985	\$1,776
1120 PINELLAS BAYWAY # 109	Tierra Verde	Condo Office (Unit)	\$113,000	480	1984	\$1,776

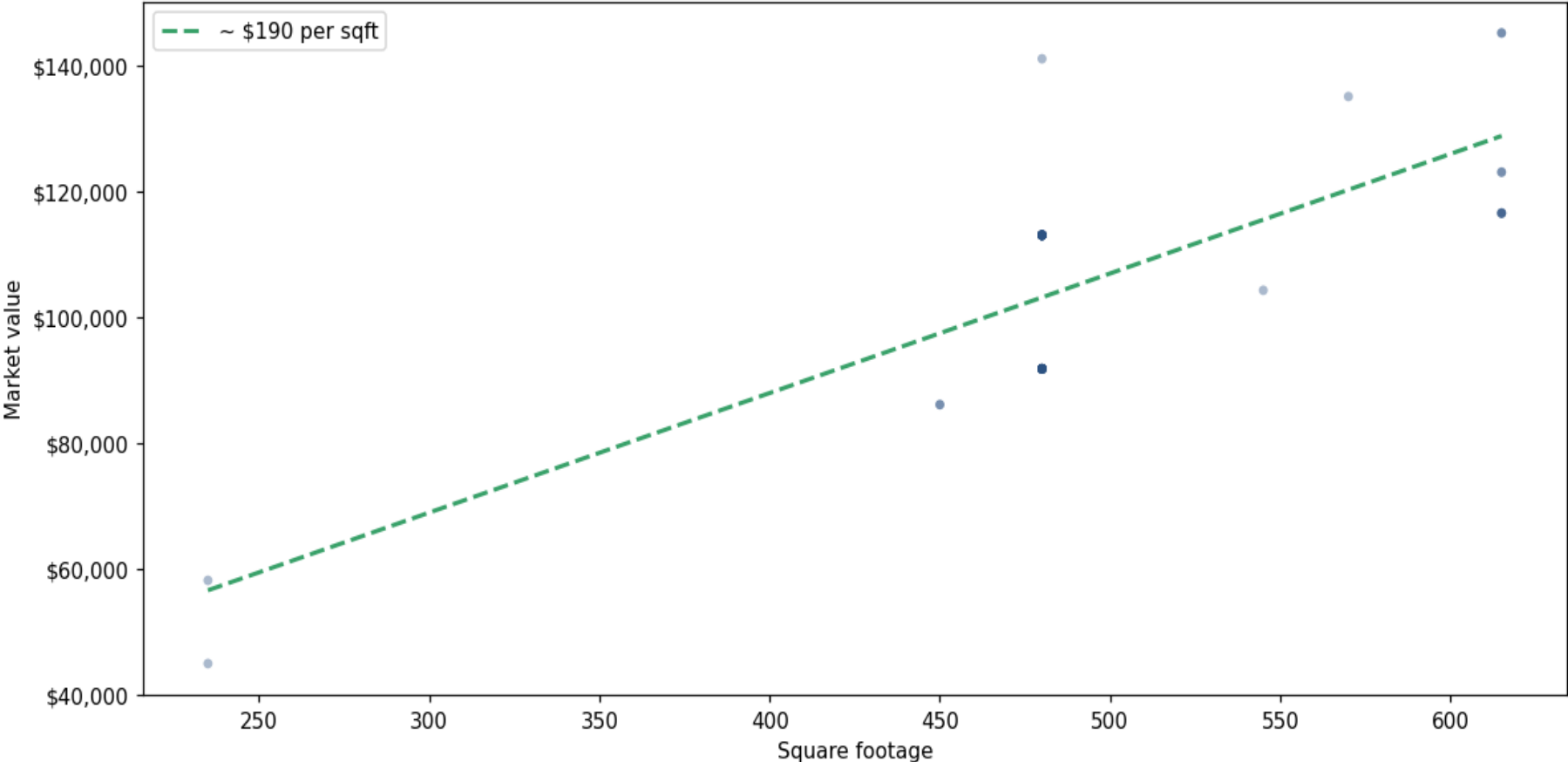
Address	City	Type	Market Value	Sq Ft	Year	Annual Tax
1110 PINELLAS BAYWAY # 102	Tierra Verde	Condo Office (Unit)	\$113,000	480	1985	\$1,776
1120 PINELLAS BAYWAY # 106	Tierra Verde	Condo Office (Unit)	\$113,000	480	1984	\$1,776
1110 PINELLAS BAYWAY # 101	Tierra Verde	Condo Office (Unit)	\$113,000	480	1985	\$1,776
1120 PINELLAS BAYWAY # 113	Tierra Verde	Condo Office (Unit)	\$113,000	480	1984	\$1,776
1110 PINELLAS BAYWAY # 108	Tierra Verde	Condo Office (Unit)	\$113,000	480	1985	\$1,776
1110 PINELLAS BAYWAY # 112	Tierra Verde	Condo Office (Unit)	\$113,000	480	1985	\$1,776
1120 PINELLAS BAYWAY # 103	Tierra Verde	Condo Office (Unit)	\$113,000	480	1984	\$1,776
1110 PINELLAS BAYWAY # 100	Tierra Verde	Condo Office (Unit)	\$113,000	480	1985	\$1,776
1120 PINELLAS BAYWAY # 111	Tierra Verde	Condo Office (Unit)	\$113,000	480	1984	\$1,776
1110 PINELLAS BAYWAY # 105	Tierra Verde	Condo Office (Unit)	\$113,000	480	1985	\$1,776
1110 PINELLAS BAYWAY # 104	Tierra Verde	Condo Office (Unit)	\$113,000	480	1985	\$1,776
1110 PINELLAS BAYWAY # 106	Tierra Verde	Condo Office (Unit)	\$113,000	480	1985	\$1,776
1120 PINELLAS BAYWAY # 102	Tierra Verde	Condo Office (Unit)	\$113,000	480	1984	\$1,776
1120 PINELLAS BAYWAY # 108	Tierra Verde	Condo Office (Unit)	\$113,000	480	1984	\$1,776
1120 PINELLAS BAYWAY # 110	Tierra Verde	Condo Office (Unit)	\$113,000	480	1984	\$1,776
1120 PINELLAS BAYWAY # 112	Tierra Verde	Condo Office (Unit)	\$113,000	480	1984	\$1,776
1120 PINELLAS BAYWAY # 105	Tierra Verde	Condo Office (Unit)	\$113,000	480	1984	\$1,776
1120 PINELLAS BAYWAY # 114	Tierra Verde	Condo Office (Unit)	\$113,000	480	1984	\$1,776
1110 PINELLAS BAYWAY # 110	Tierra Verde	Condo Office (Unit)	\$113,000	480	1985	\$1,776
1120 PINELLAS BAYWAY # 107	Tierra Verde	Condo Office (Unit)	\$113,000	480	1984	\$1,776
1120 PINELLAS BAYWAY # 104	Tierra Verde	Condo Office (Unit)	\$113,000	480	1984	\$1,776
1110 PINELLAS BAYWAY # 111	Tierra Verde	Condo Office (Unit)	\$113,000	480	1985	\$1,776
1110 PINELLAS BAYWAY # 109	Tierra Verde	Condo Office (Unit)	\$113,000	480	1985	\$1,776
1110 PINELLAS BAYWAY # 107	Tierra Verde	Condo Office (Unit)	\$113,000	480	1985	\$1,776
1110 PINELLAS BAYWAY S # 214	Tierra Verde	Condo Office (Unit)	\$104,250	545	1985	\$1,821

Address	City	Type	Market Value	Sq Ft	Year	Annual Tax
1110 PINELLAS BAYWAY # 203	Tierra Verde	Condo Office (Unit)	\$91,800	480	1985	\$1,604
1120 PINELLAS BAYWAY # 206	Tierra Verde	Condo Office (Unit)	\$91,800	480	1984	\$1,604
1120 PINELLAS BAYWAY # 205	Tierra Verde	Condo Office (Unit)	\$91,800	480	1984	\$1,604
1120 PINELLAS BAYWAY # 202	Tierra Verde	Condo Office (Unit)	\$91,800	480	1984	\$1,604
1110 PINELLAS BAYWAY S # 204	Tierra Verde	Condo Office (Unit)	\$91,800	480	1985	\$1,604
1110 PINELLAS BAYWAY # 212	Tierra Verde	Condo Office (Unit)	\$91,800	480	1985	\$1,604
1110 PINELLAS BAYWAY # 211	Tierra Verde	Condo Office (Unit)	\$91,800	480	1985	\$1,604
1110 PINELLAS BAYWAY # 202	Tierra Verde	Condo Office (Unit)	\$91,800	480	1985	\$1,604
1110 PINELLAS BAYWAY # 200	Tierra Verde	Condo Office (Unit)	\$91,800	480	1985	\$1,604
1110 PINELLAS BAYWAY S # 205	Tierra Verde	Condo Office (Unit)	\$91,800	480	1985	\$1,604
1120 PINELLAS BAYWAY # 208	Tierra Verde	Condo Office (Unit)	\$91,800	480	1984	\$1,604
1120 PINELLAS BAYWAY # 209	Tierra Verde	Condo Office (Unit)	\$91,800	480	1984	\$1,604
1120 PINELLAS BAYWAY # 207	Tierra Verde	Condo Office (Unit)	\$91,800	480	1984	\$1,604
1120 PINELLAS BAYWAY # 211	Tierra Verde	Condo Office (Unit)	\$91,800	480	1984	\$1,604
1120 PINELLAS BAYWAY # 204	Tierra Verde	Condo Office (Unit)	\$91,800	480	1984	\$1,604
1110 PINELLAS BAYWAY # 206	Tierra Verde	Condo Office (Unit)	\$91,800	480	1985	\$1,604
1110 PINELLAS BAYWAY # 210	Tierra Verde	Condo Office (Unit)	\$91,800	480	1985	\$1,604
1110 PINELLAS BAYWAY # 207	Tierra Verde	Condo Office (Unit)	\$91,800	480	1985	\$1,604
1120 PINELLAS BAYWAY # 203	Tierra Verde	Condo Office (Unit)	\$91,800	480	1984	\$1,604
1110 PINELLAS BAYWAY # 201	Tierra Verde	Condo Office (Unit)	\$91,800	480	1985	\$1,604
1120 PINELLAS BAYWAY # 210	Tierra Verde	Condo Office (Unit)	\$91,800	480	1984	\$1,604
1110 PINELLAS BAYWAY # 209	Tierra Verde	Condo Office (Unit)	\$86,100	450	1985	\$1,504
1110 PINELLAS BAYWAY # 208	Tierra Verde	Condo Office (Unit)	\$86,100	450	1985	\$1,504
1120 PINELLAS BAYWAY # 115	Tierra Verde	Condo Office (Unit)	\$58,200	235	1984	\$869
1120 PINELLAS BAYWAY # 215	Tierra Verde	Condo Office (Unit)	\$45,000	235	1984	\$834

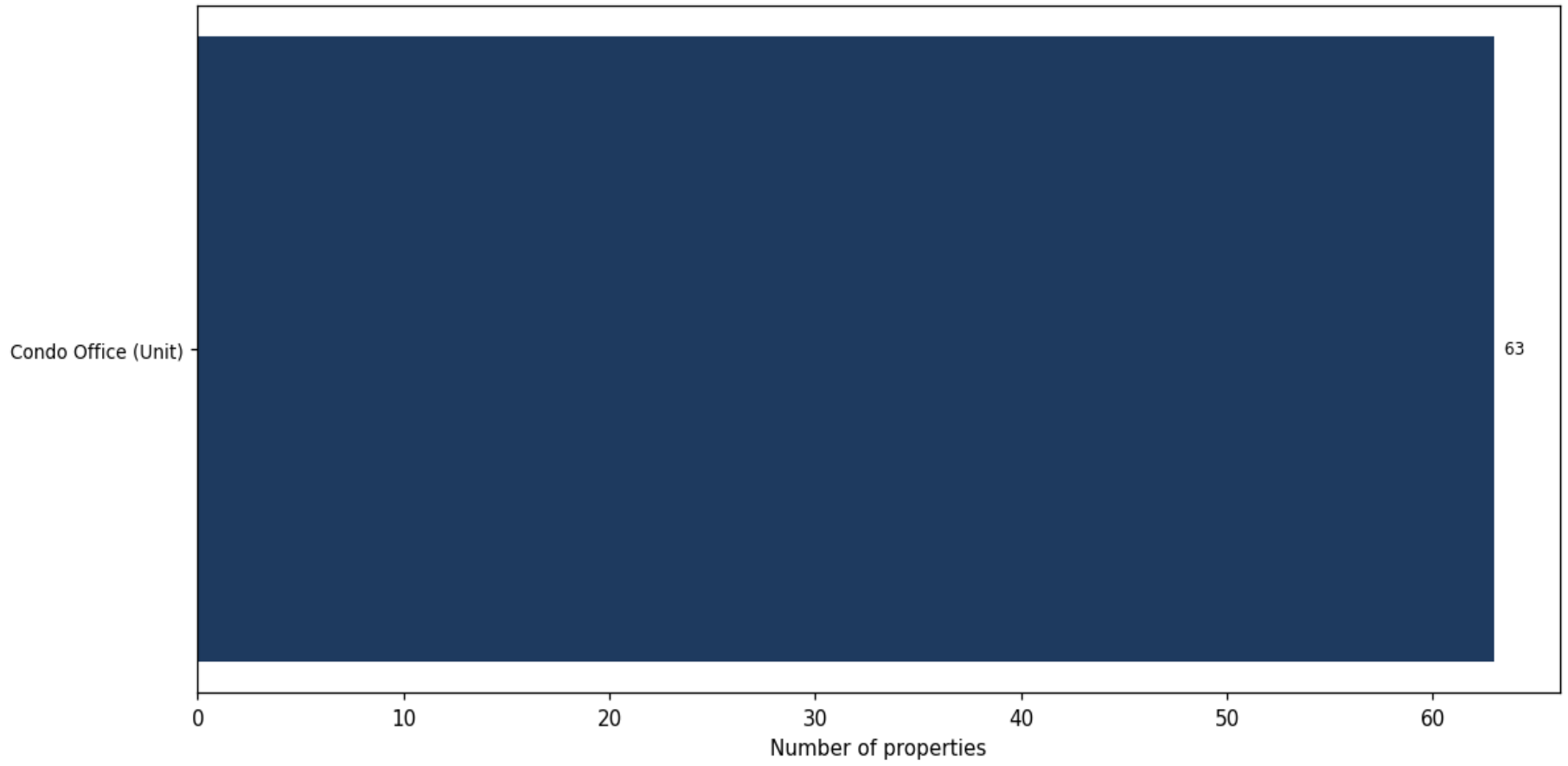
Market value distribution (n=63, top 1% trimmed for readability)



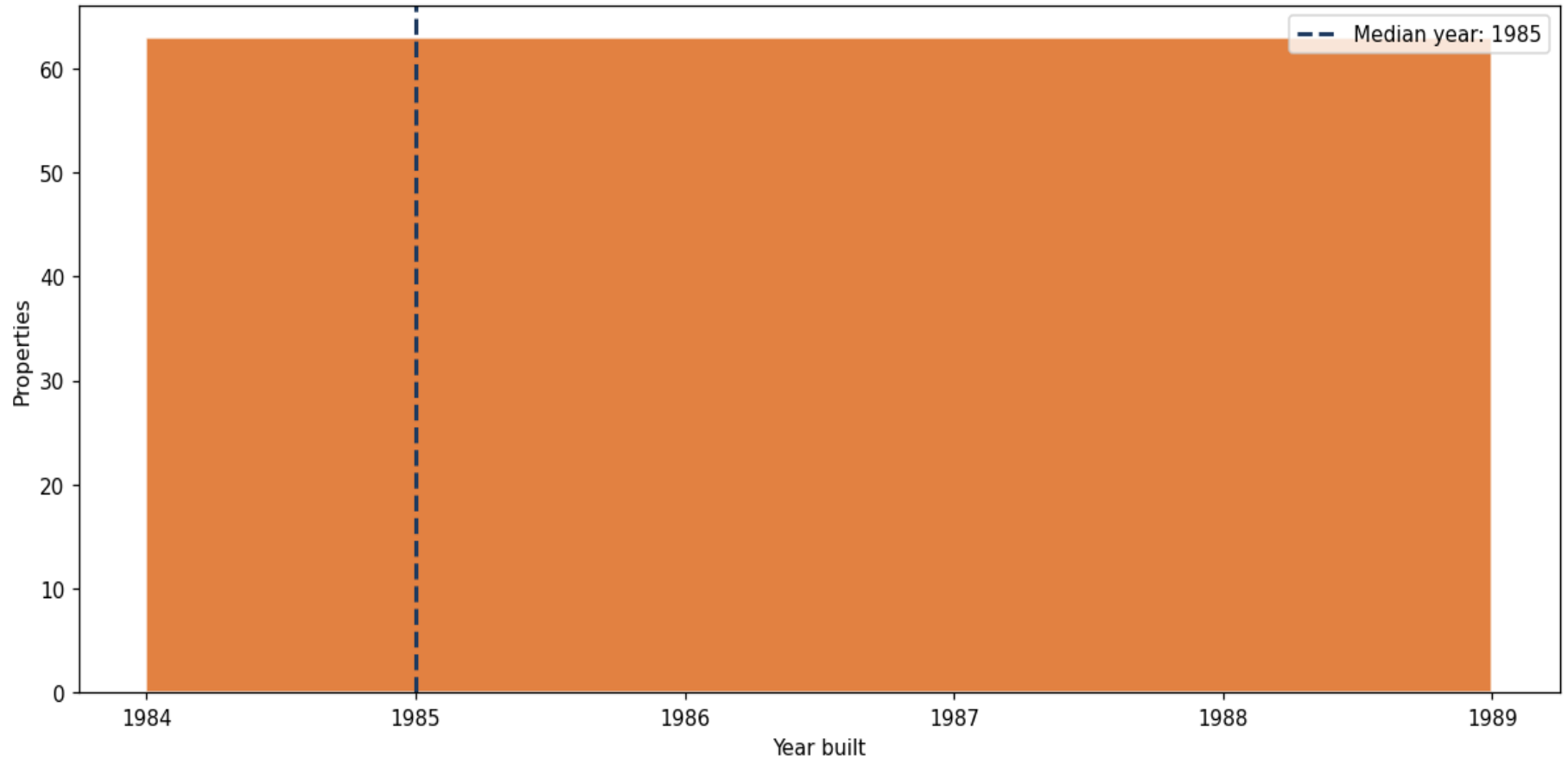
Building size vs. market value (n=62, outliers trimmed)



Top property types by count



Year built distribution (5-year buckets)



Market value vs. assessed value (gap = untaxed appreciation)

