

Pinellas Property Market Report

2,705 matching properties • May 30, 2026

Filters applied	Headline numbers
City: Tierra Verde	Properties matched: 2,705
	Median market value: \$704,147
	Mean market value: \$1,110,181
	Min / Max: \$0 / \$14,010,916
	Mean square footage: 2,226

Top 200 properties by market value

Address	City	Type	Market Value	Sq Ft	Year	Annual Tax
2131 OCEANVIEW DR	Tierra Verde	Single Family Home	\$14,010,916	12,522	1994	\$235,294
1729 OCEANVIEW DR	Tierra Verde	Single Family Home	\$12,491,717	11,606	2019	\$207,055
1933 OCEANVIEW DR	Tierra Verde	Single Family Home	\$12,079,129	12,604	1994	\$185,639
1523 OCEANVIEW DR	Tierra Verde	Single Family Home	\$9,703,843	9,463	2009	\$162,536
472 1ST ST W	Tierra Verde	Single Family Home	\$9,647,944	8,725	2011	\$151,661
1571 OCEANVIEW DR	Tierra Verde	Single Family Home	\$9,041,237	11,366	2001	\$138,349
1997 OCEANVIEW DR	Tierra Verde	Single Family Home	\$8,470,676	10,238	1999	\$138,441
1363 OCEANVIEW DR	Tierra Verde	Single Family Home	\$8,269,470	7,719	2010	\$141,786
774 NINA DR	Tierra Verde	Single Family Home	\$7,990,975	13,711	2003	\$115,040
100 SANDS POINT DR	Tierra Verde	Single Family Home	\$7,990,199	7,825	2013	\$131,708
1455 OCEANVIEW DR	Tierra Verde	Single Family Home	\$7,271,547	9,485	1999	\$108,400
540 SANDS POINT DR S	Tierra Verde	County Gov't - Non-resid	\$6,996,165	3,462	2004	\$119,720
2187 OCEANVIEW DR	Tierra Verde	Single Family Home	\$6,984,728	8,110	2006	\$105,744

Address	City	Type	Market Value	Sq Ft	Year	Annual Tax
1809 OCEANVIEW DR	Tierra Verde	Single Family Home	\$6,877,660	6,948	2001	\$101,686
2091 OCEANVIEW DR	Tierra Verde	Single Family Home	\$6,679,439	7,522	1991	\$106,318
2107 OCEANVIEW DR	Tierra Verde	Single Family Home	\$6,552,954	10,338	1988	\$100,346
1395 OCEANVIEW DR	Tierra Verde	Single Family Home	\$6,494,854	7,632	2013	\$106,333
611 1ST AVE S	Tierra Verde	Single Family Home	\$6,301,808	7,042	2005	\$97,707
739 PINTA DR	Tierra Verde	Single Family Home	\$6,285,405	5,767	2019	\$97,597
1873 OCEANVIEW DR	Tierra Verde	Single Family Home	\$6,278,479	6,392	2004	\$102,261
814 COLUMBUS DR	Tierra Verde	Single Family Home	\$6,229,949	5,047	2016	\$100,265
820 COLUMBUS DR	Tierra Verde	Single Family Home	\$6,131,592	5,886	1994	\$93,448
1487 OCEANVIEW DR	Tierra Verde	Single Family Home	\$5,856,692	7,019	1999	\$89,228
1427 OCEANVIEW DR	Tierra Verde	Single Family Home	\$5,845,739	7,184	2002	\$90,251
1841 OCEANVIEW DR	Tierra Verde	Single Family Home	\$5,693,453	7,141	1999	\$90,045
1793 OCEANVIEW DR	Tierra Verde	Single Family Home	\$5,670,666	6,151	2003	\$87,005
780 COLUMBUS DR	Tierra Verde	Single Family Home	\$5,569,545	5,338	2001	\$86,703
614 COLUMBUS DR	Tierra Verde	Single Family Home	\$5,519,392	5,454	1995	\$81,303
738 PINTA DR	Tierra Verde	Single Family Home	\$5,509,891	5,060	2002	\$80,663
1665 OCEANVIEW DR	Tierra Verde	Single Family Home	\$5,476,570	7,178	1995	\$85,986
720 COLUMBUS DR	Tierra Verde	Single Family Home	\$5,408,503	4,352	2014	\$89,040
2155 OCEANVIEW DR	Tierra Verde	Single Family Home	\$5,400,000	6,398	1997	\$96,358
620 COLUMBUS DR	Tierra Verde	Single Family Home	\$5,388,117	5,462	1989	\$80,514
948 MONTE CRISTO BLVD	Tierra Verde	Single Family Home	\$5,338,190	4,816	1990	\$80,510
300 1ST AVE S	Tierra Verde	Single Family Home	\$5,293,315	6,208	1988	\$82,644
2061 OCEANVIEW DR	Tierra Verde	Single Family Home	\$5,264,261	7,079	2024	\$88,963
742 COLUMBUS DR	Tierra Verde	Single Family Home	\$5,257,980	5,106	2015	\$81,068
742 SANTA MARIA DR	Tierra Verde	Single Family Home	\$5,244,330	5,185	1992	\$77,812

Address	City	Type	Market Value	Sq Ft	Year	Annual Tax
940 MONTE CRISTO BLVD	Tierra Verde	Single Family Home	\$5,193,882	4,982	1986	\$74,905
2075 OCEANVIEW DR	Tierra Verde	Single Family Home	\$5,175,620	6,527	2003	\$79,476
206 6TH ST E	Tierra Verde	Single Family Home	\$5,126,159	4,846	2020	\$83,889
1911 BAYVIEW DR	Tierra Verde	Single Family Home	\$5,035,662	4,792	2021	\$88,886
924 MONTE CRISTO BLVD	Tierra Verde	Single Family Home	\$4,975,069	4,098	2020	\$83,395
2171 OCEANVIEW DR	Tierra Verde	Single Family Home	\$4,971,917	6,645	2000	\$75,869
841 PONCE DE LEON DR	Tierra Verde	Single Family Home	\$4,941,359	6,230	2005	\$71,201
739 GALEON DR	Tierra Verde	Single Family Home	\$4,902,650	9,225	1993	\$67,670
1939 BAYVIEW DR	Tierra Verde	Single Family Home	\$4,898,983	4,369	1988	\$81,481
497 LAGUNA DR	Tierra Verde	Single Family Home	\$4,850,627	4,493	2020	\$81,528
806 COLUMBUS DR	Tierra Verde	Single Family Home	\$4,825,791	6,174	1992	\$70,410
618 PINTA DR	Tierra Verde	Single Family Home	\$4,824,425	7,583	2000	\$66,080
764 COLUMBUS DR	Tierra Verde	Single Family Home	\$4,812,358	5,492	1986	\$68,838
797 NINA DR	Tierra Verde	Single Family Home	\$4,739,053	3,564	1988	\$73,605
798 NINA DR	Tierra Verde	Single Family Home	\$4,720,873	5,028	1989	\$72,234
490 LAGUNA DR	Tierra Verde	Single Family Home	\$4,683,343	5,744	2024	\$75,321
101 11TH ST E	Tierra Verde	Single Family Home	\$4,598,122	6,376	2006	\$70,713
101 12TH ST E	Tierra Verde	Single Family Home	\$4,586,206	5,535	2006	\$73,485
2029 OCEANVIEW DR	Tierra Verde	Single Family Home	\$4,578,735	6,312	2004	\$69,912
788 COLUMBUS DR	Tierra Verde	Single Family Home	\$4,575,667	4,420	1990	\$70,535
701 NINA DR	Tierra Verde	Single Family Home	\$4,572,675	4,433	2020	\$77,137
256 8TH AVE N	Tierra Verde	Single Family Home	\$4,566,621	4,936	2007	\$73,313
100 11TH ST E	Tierra Verde	Single Family Home	\$4,552,590	6,018	1985	\$70,285
610 SANTA MARIA DR	Tierra Verde	Single Family Home	\$4,516,248	5,800	1991	\$64,870
108 10TH ST E	Tierra Verde	Single Family Home	\$4,512,786	6,180	2008	\$62,207

Address	City	Type	Market Value	Sq Ft	Year	Annual Tax
100 9TH ST E	Tierra Verde	Single Family Home	\$4,466,219	5,055	2008	\$71,743
646 COLUMBUS DR	Tierra Verde	Single Family Home	\$4,454,910	4,304	2018	\$73,086
964 MONTE CRISTO BLVD	Tierra Verde	Single Family Home	\$4,453,404	4,394	1990	\$69,965
101 9TH ST E	Tierra Verde	Single Family Home	\$4,383,114	4,622	1989	\$71,710
128 SANDS POINT DR	Tierra Verde	Single Family Home	\$4,346,296	4,679	1992	\$72,598
736 6TH ST W	Tierra Verde	Single Family Home	\$4,341,921	5,500	1989	\$64,326
1965 OCEANVIEW DR	Tierra Verde	Single Family Home	\$4,339,213	7,501	1991	\$74,234
540 COLLANY RD	Tierra Verde	Single Family Home	\$4,333,958	4,826	2019	\$75,341
1851 BAYVIEW DR	Tierra Verde	Single Family Home	\$4,303,217	5,420	1992	\$58,681
255 6TH AVE N	Tierra Verde	Single Family Home	\$4,265,623	4,352	1985	\$67,271
1810 OCEANVIEW DR	Tierra Verde	Single Family Home	\$4,250,342	8,583	1995	\$64,498
100 12TH ST E	Tierra Verde	Single Family Home	\$4,222,412	3,364	2014	\$75,658
1625 OCEANVIEW DR	Tierra Verde	Single Family Home	\$4,202,741	4,810	1991	\$66,804
403 1ST AVE S	Tierra Verde	Single Family Home	\$4,187,812	5,210	1991	\$64,304
995 MONTE CRISTO BLVD	Tierra Verde	Single Family Home	\$4,162,824	5,331	2010	\$61,316
1948 OCEANVIEW DR	Tierra Verde	Single Family Home	\$4,139,725	5,239	2021	\$70,239
323 1ST AVE S	Tierra Verde	Single Family Home	\$4,069,375	6,991	1998	\$64,122
827 PONCE DE LEON DR	Tierra Verde	Single Family Home	\$4,060,426	4,645	2023	\$67,689
102 8TH ST E	Tierra Verde	Single Family Home	\$3,980,375	4,111	2002	\$64,956
1883 BAYVIEW DR	Tierra Verde	Single Family Home	\$3,954,690	4,481	1990	\$70,755
416 8TH AVE N	Tierra Verde	Single Family Home	\$3,945,170	3,107	2000	\$57,932
705 PONCE DE LEON DR	Tierra Verde	Single Family Home	\$3,935,688	5,736	2004	\$53,662
138 SANDS POINT DR	Tierra Verde	Single Family Home	\$3,934,017	6,750	2010	\$56,019
315 1ST AVE S	Tierra Verde	Single Family Home	\$3,862,828	3,576	2009	\$64,805
709 1ST AVE S	Tierra Verde	Single Family Home	\$3,854,798	6,832	1989	\$60,932

Address	City	Type	Market Value	Sq Ft	Year	Annual Tax
412 8TH AVE N	Tierra Verde	Single Family Home	\$3,782,462	4,466	1989	\$58,309
391 1ST ST W	Tierra Verde	Single Family Home	\$3,767,026	5,109	1992	\$37,565
408 8TH AVE N	Tierra Verde	Single Family Home	\$3,749,979	3,074	1990	\$58,368
262 8TH AVE N	Tierra Verde	Single Family Home	\$3,723,923	4,196	2007	\$59,280
607 1ST AVE S	Tierra Verde	Single Family Home	\$3,691,038	4,213	2015	\$65,117
401 1ST AVE S	Tierra Verde	Single Family Home	\$3,689,051	4,214	1992	\$62,076
106 4TH ST E	Tierra Verde	Single Family Home	\$3,688,018	4,604	1992	\$53,265
298 8TH AVE N	Tierra Verde	Single Family Home	\$3,685,206	4,438	2012	\$59,632
425 1ST ST W	Tierra Verde	Single Family Home	\$3,653,777	5,413	2023	\$62,895
117 5TH ST E	Tierra Verde	Single Family Home	\$3,642,116	5,460	2007	\$50,796
491 LAGUNA DR	Tierra Verde	Single Family Home	\$3,639,800	4,863	2023	\$61,867
708 COLUMBUS DR	Tierra Verde	Single Family Home	\$3,637,021	3,561	1985	\$55,766
497 1ST ST W	Tierra Verde	Single Family Home	\$3,633,235	3,561	1967	\$58,947
1787 BAYVIEW DR	Tierra Verde	Single Family Home	\$3,630,487	4,813	2009	\$52,369
407 1ST AVE S	Tierra Verde	Single Family Home	\$3,621,970	4,636	2002	\$58,025
201 8TH ST E	Tierra Verde	Single Family Home	\$3,588,024	4,188	2013	\$58,250
686 COLUMBUS DR	Tierra Verde	Single Family Home	\$3,576,871	3,528	2001	\$56,157
101 10TH ST E	Tierra Verde	Single Family Home	\$3,569,326	4,062	1987	\$58,092
132 SANDS POINT DR	Tierra Verde	Single Family Home	\$3,565,509	4,807	1999	\$56,855
319 1ST ST W	Tierra Verde	Single Family Home	\$3,563,222	4,899	2006	\$54,413
304 1ST AVE S	Tierra Verde	Single Family Home	\$3,550,050	5,235	2000	\$50,020
102 10TH ST E	Tierra Verde	Single Family Home	\$3,514,077	4,543	1989	\$57,516
703 1ST AVE S	Tierra Verde	Single Family Home	\$3,505,873	4,256	1990	\$56,772
674 COLUMBUS DR	Tierra Verde	Single Family Home	\$3,497,691	2,663	1998	\$53,923
266 8TH AVE N	Tierra Verde	Single Family Home	\$3,481,024	4,408	2022	\$61,389

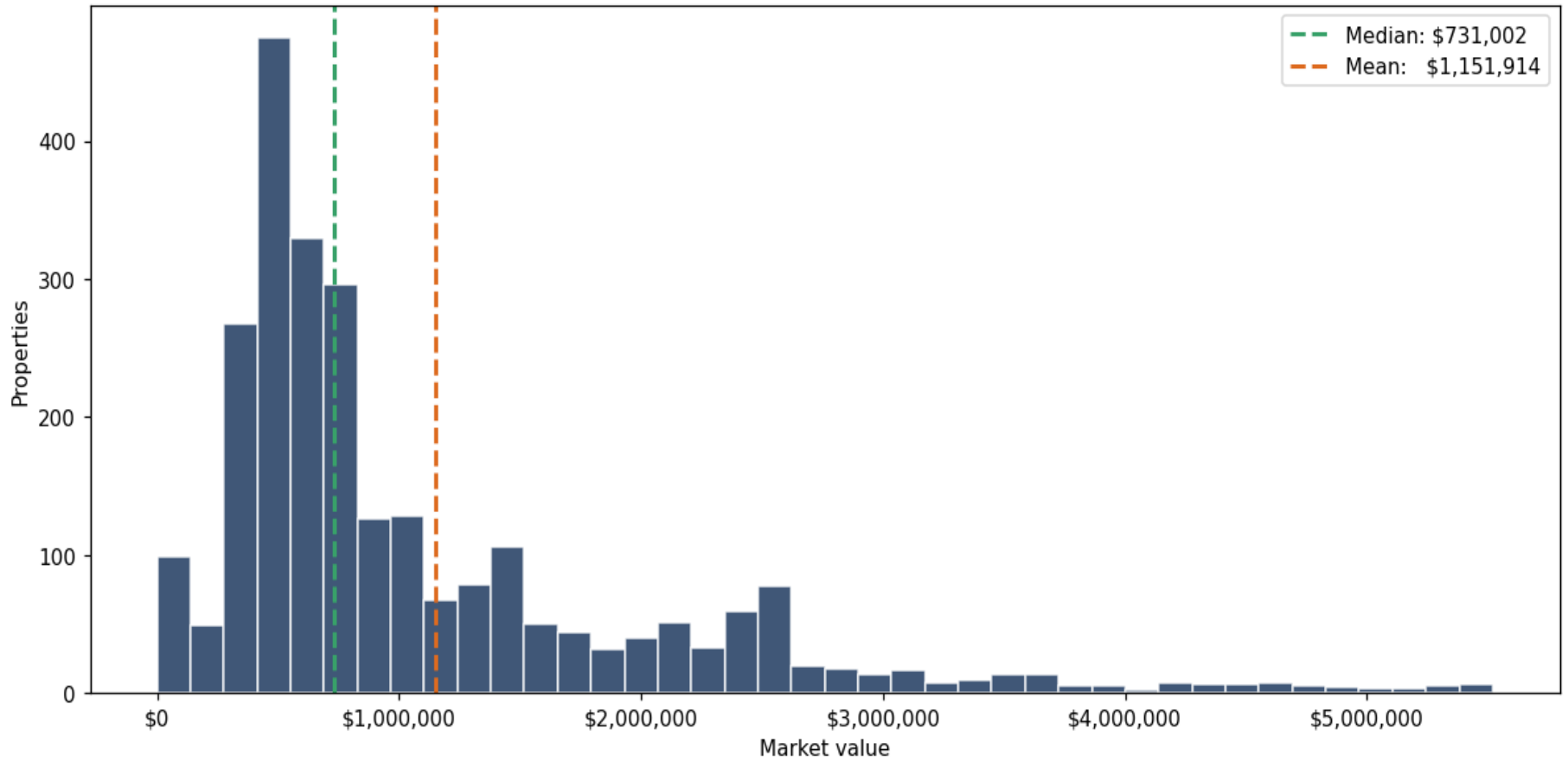
Address	City	Type	Market Value	Sq Ft	Year	Annual Tax
632 COLUMBUS DR	Tierra Verde	Single Family Home	\$3,478,799	3,722	1986	\$55,177
692 COLUMBUS DR	Tierra Verde	Single Family Home	\$3,469,351	3,023	1999	\$54,135
373 1ST ST W	Tierra Verde	Single Family Home	\$3,465,429	4,830	2005	\$53,635
309 1ST AVE S	Tierra Verde	Single Family Home	\$3,459,059	3,959	2001	\$57,802
119 7TH ST E	Tierra Verde	Single Family Home	\$3,441,256	5,094	2002	\$49,674
515 1ST AVE S	Tierra Verde	Single Family Home	\$3,438,569	4,480	1992	\$56,889
116 5TH ST E	Tierra Verde	Single Family Home	\$3,436,377	4,131	1988	\$49,996
105 9TH ST E	Tierra Verde	Single Family Home	\$3,426,908	5,523	2022	\$56,010
303 1ST AVE S	Tierra Verde	Single Family Home	\$3,408,570	4,850	1989	\$55,524
251 6TH AVE N	Tierra Verde	Single Family Home	\$3,398,854	3,254	1985	\$54,356
104 SANDS POINT DR	Tierra Verde	Single Family Home	\$3,389,296	4,561	2000	\$57,104
104 12TH ST E	Tierra Verde	Single Family Home	\$3,370,852	4,274	1988	\$54,905
504 MADRID DR	Tierra Verde	Single Family Home	\$3,361,078	5,528	1987	\$45,666
102 9TH ST E	Tierra Verde	Single Family Home	\$3,300,040	4,152	1981	\$56,899
2950 PINELLAS BAYWAY	Tierra Verde	State Gov't - Non-reside	\$3,298,019	14,184	2002	\$50,888
976 MONTE CRISTO BLVD	Tierra Verde	Single Family Home	\$3,277,912	5,222	1989	\$46,603
2010 BAYVIEW DR	Tierra Verde	Single Family Home	\$3,245,073	3,834	1988	\$55,041
411 1ST AVE S	Tierra Verde	Single Family Home	\$3,241,288	4,318	2000	\$53,099
1967 BAYVIEW DR	Tierra Verde	Single Family Home	\$3,237,376	5,166	1991	\$56,402
1755 BAYVIEW DR	Tierra Verde	Single Family Home	\$3,193,465	3,425	1989	\$47,473
1761 OCEANVIEW DR	Tierra Verde	Single Family Home	\$3,160,186	3,935	1989	\$54,248
275 1ST ST W	Tierra Verde	Single Family Home	\$3,159,454	3,763	1992	\$50,423
421 1ST AVE S	Tierra Verde	Single Family Home	\$3,153,351	3,611	1998	\$53,271
833 PONCE DE LEON DR	Tierra Verde	Single Family Home	\$3,150,548	4,636	1991	\$45,957
1819 BAYVIEW DR	Tierra Verde	Single Family Home	\$3,148,565	3,648	1991	\$47,199

Address	City	Type	Market Value	Sq Ft	Year	Annual Tax
164 4TH AVE N	Tierra Verde	Single Family Home	\$3,144,474	5,800	2006	\$47,271
317 1ST AVE S	Tierra Verde	Single Family Home	\$3,142,988	3,231	1989	\$52,314
108 SANDS POINT DR	Tierra Verde	Single Family Home	\$3,130,746	3,432	2002	\$53,202
713 1ST AVE S	Tierra Verde	Single Family Home	\$3,122,323	3,310	1988	\$55,479
609 SANTA MARIA DR	Tierra Verde	Single Family Home	\$3,118,543	4,422	1992	\$46,403
707 1ST AVE S	Tierra Verde	Single Family Home	\$3,090,174	3,519	1988	\$52,910
501 MADRID DR	Tierra Verde	Single Family Home	\$3,088,391	4,728	1988	\$43,916
196 4TH AVE N	Tierra Verde	Single Family Home	\$3,078,487	4,715	2005	\$48,670
SANTA MARIA DR	Tierra Verde	Vacant Residential - lot	\$3,056,873			\$46,122
501 BARCELONA DR	Tierra Verde	Single Family Home	\$3,050,433	4,189	2024	\$54,289
2012 OCEANVIEW DR	Tierra Verde	Single Family Home	\$3,037,644	5,980	2017	\$49,803
796 COLUMBUS DR	Tierra Verde	Single Family Home	\$3,023,190	2,369	1986	\$46,652
658 COLUMBUS DR	Tierra Verde	Single Family Home	\$3,020,703	2,669	1985	\$45,926
119 8TH ST E	Tierra Verde	Single Family Home	\$2,970,772	5,104	1996	\$42,491
450 4TH AVE N	Tierra Verde	Single Family Home	\$2,967,395	7,261	1987	\$40,947
118 10TH ST E	Tierra Verde	Single Family Home	\$2,967,215	3,838	2007	\$44,516
624 PINTA DR	Tierra Verde	Single Family Home	\$2,955,122	5,657	1985	\$42,985
1682 OCEANVIEW DR	Tierra Verde	Single Family Home	\$2,939,355	4,863	1987	\$46,135
473 1ST ST W	Tierra Verde	Single Family Home	\$2,938,414	3,388	1988	\$48,423
979 LANDMARK CIR S	Tierra Verde	Single Family Home	\$2,927,754	4,003	2003	\$44,223
100 10TH ST E	Tierra Verde	Single Family Home	\$2,919,719	2,798	2000	\$50,693
202 6TH ST E	Tierra Verde	Single Family Home	\$2,905,041	3,385	1998	\$43,901
1778 OCEANVIEW DR	Tierra Verde	Single Family Home	\$2,902,376	5,086	2004	\$43,664
272 4TH AVE N	Tierra Verde	Single Family Home	\$2,899,711	4,433	2024	\$50,841
208 7TH ST E	Tierra Verde	Single Family Home	\$2,886,100	5,210	1989	\$41,182

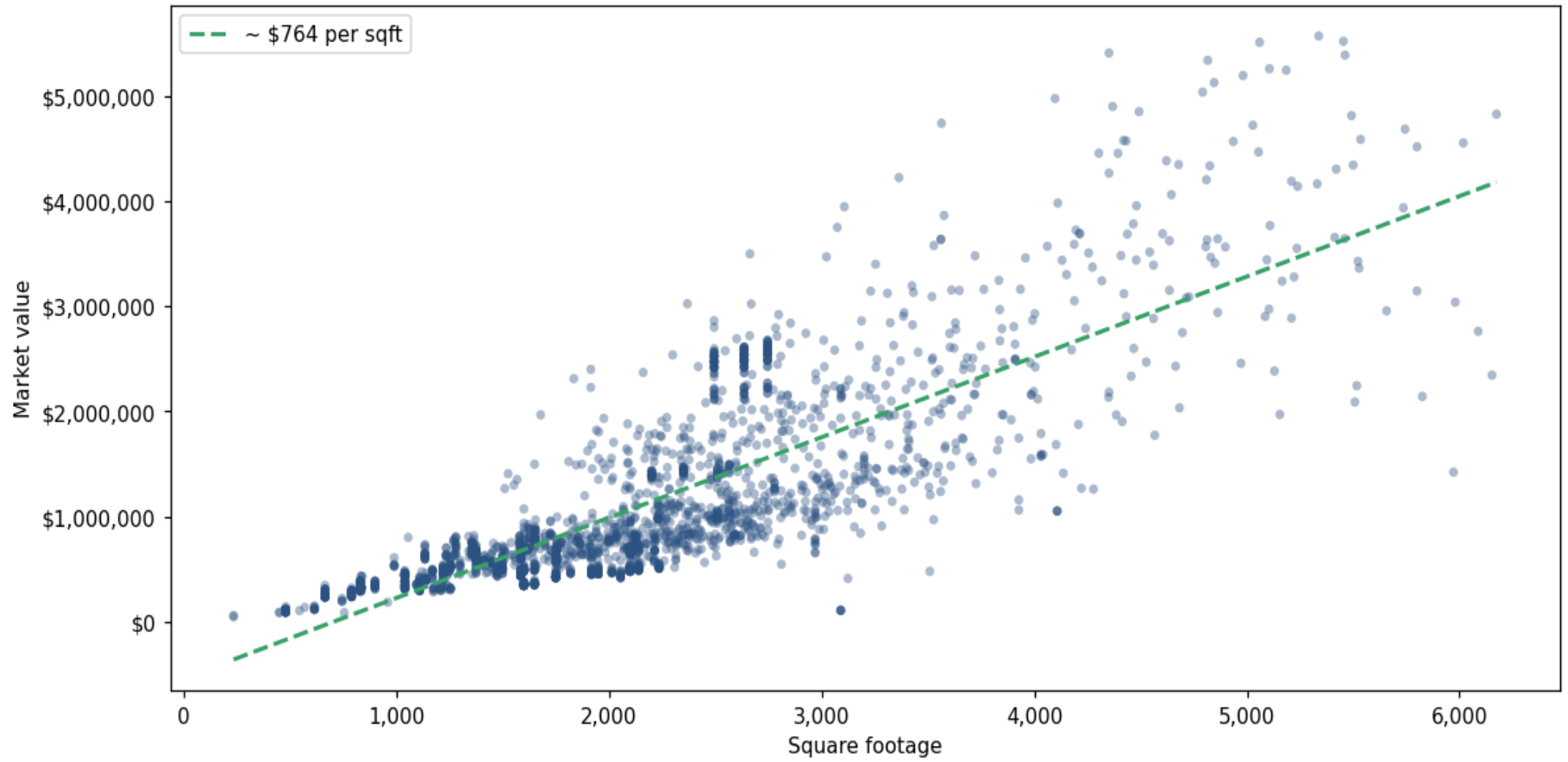
Address	City	Type	Market Value	Sq Ft	Year	Annual Tax
211 8TH ST E	Tierra Verde	Single Family Home	\$2,881,835	4,561	1999	\$42,229
601 1ST AVE S	Tierra Verde	Single Family Home	\$2,866,279	3,992	1999	\$49,402
800 COLLANY RD # 601	Tierra Verde	Condominium	\$2,861,079	2,495	2018	\$45,040
259 6TH AVE N	Tierra Verde	Single Family Home	\$2,858,969	3,188	1964	\$42,778
2108 OCEANVIEW DR	Tierra Verde	Single Family Home	\$2,849,532	6,375	1995	\$42,256
297 1ST ST W	Tierra Verde	Single Family Home	\$2,842,715	3,323	1984	\$44,625
396 8TH AVE N	Tierra Verde	Single Family Home	\$2,840,920	3,629	1985	\$46,000
224 7TH ST E	Tierra Verde	Single Family Home	\$2,837,571	2,854	1988	\$42,722
433 3RD AVE N	Tierra Verde	Single Family Home	\$2,821,913	3,428	2021	\$47,961
603 1ST AVE S	Tierra Verde	Single Family Home	\$2,804,902	3,904	1987	\$49,250
755 COLLANY RD # 608	Tierra Verde	Condominium	\$2,799,050	2,495	2022	\$44,514
286 8TH AVE N	Tierra Verde	Single Family Home	\$2,792,244	2,784	1981	\$45,151
124 8TH ST E	Tierra Verde	Single Family Home	\$2,788,291	4,242	1989	\$45,268
615 1ST AVE S	Tierra Verde	Single Family Home	\$2,786,282	3,848	1988	\$52,969
505 1ST AVE S	Tierra Verde	Single Family Home	\$2,779,922	3,632	1985	\$48,176
120 8TH ST E	Tierra Verde	Single Family Home	\$2,760,855	6,088	1990	\$36,517
318 4TH AVE N	Tierra Verde	Single Family Home	\$2,748,178	4,697	1999	\$40,064
402 8TH AVE N	Tierra Verde	Single Family Home	\$2,741,976	2,926	1981	\$42,896
463 3RD AVE N	Tierra Verde	Single Family Home	\$2,741,084	3,602	1988	\$42,349
292 8TH AVE N	Tierra Verde	Single Family Home	\$2,718,312	2,662	1983	\$44,441
400 8TH AVE N	Tierra Verde	Single Family Home	\$2,715,012	2,791	1976	\$43,719
420 8TH AVE N	Tierra Verde	Single Family Home	\$2,689,882	2,601	1986	\$42,275
449 1ST ST W	Tierra Verde	Single Family Home	\$2,675,717	3,010	1988	\$43,190
755 COLLANY RD # 603	Tierra Verde	Condominium	\$2,673,175	2,746	2022	\$43,068
755 COLLANY RD # 604	Tierra Verde	Condominium	\$2,673,175	2,746	2022	\$43,019

Address	City	Type	Market Value	Sq Ft	Year	Annual Tax
650 COLLANY RD # 604	Tierra Verde	Condominium	\$2,670,968	2,746	2017	\$43,393
511 1ST AVE S	Tierra Verde	Single Family Home	\$2,670,206	3,839	1986	\$45,481
755 COLLANY RD # 503	Tierra Verde	Condominium	\$2,651,594	2,746	2022	\$42,720
755 COLLANY RD # 504	Tierra Verde	Condominium	\$2,651,594	2,746	2022	\$42,672
119 1ST ST W	Tierra Verde	Single Family Home	\$2,645,487	2,852	2005	\$45,240
650 COLLANY RD # 603	Tierra Verde	Condominium	\$2,645,136	2,746	2017	\$41,404
113 5TH ST E	Tierra Verde	Single Family Home	\$2,637,779	3,910	1987	\$41,452
761 PONCE DE LEON DR	Tierra Verde	Single Family Home	\$2,626,096	3,339	2008	\$40,427
795 COLLANY RD #603	Tierra Verde	Condominium	\$2,624,280	2,746	2020	\$42,453
795 COLLANY RD #604	Tierra Verde	Condominium	\$2,624,280	2,746	2020	\$42,630
249 1ST ST W	Tierra Verde	Single Family Home	\$2,622,967	3,178	2000	\$43,239
130 7TH ST E	Tierra Verde	Single Family Home	\$2,620,410	3,749	2001	\$38,942

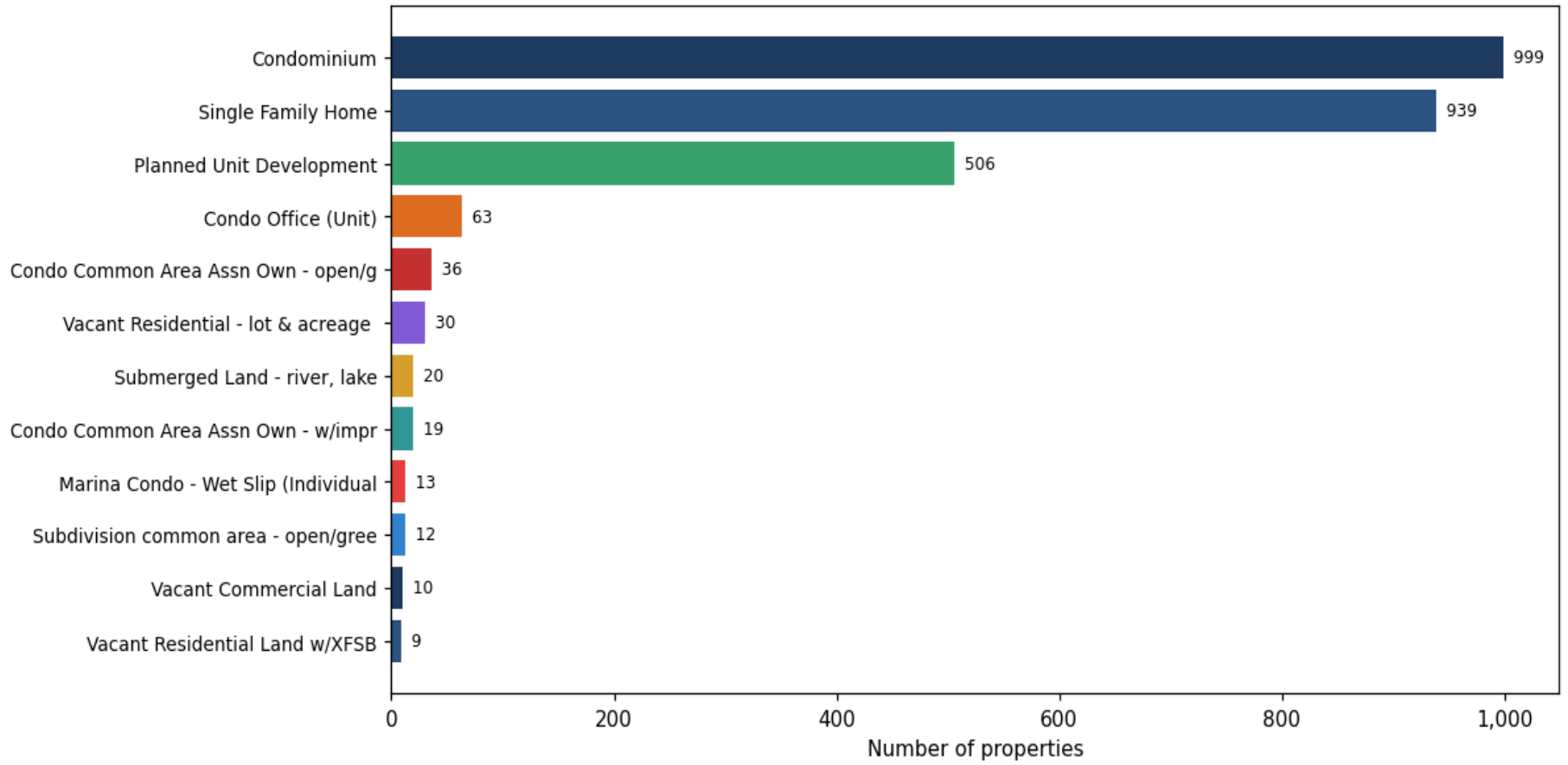
Market value distribution (n=2,607, top 1% trimmed for readability)



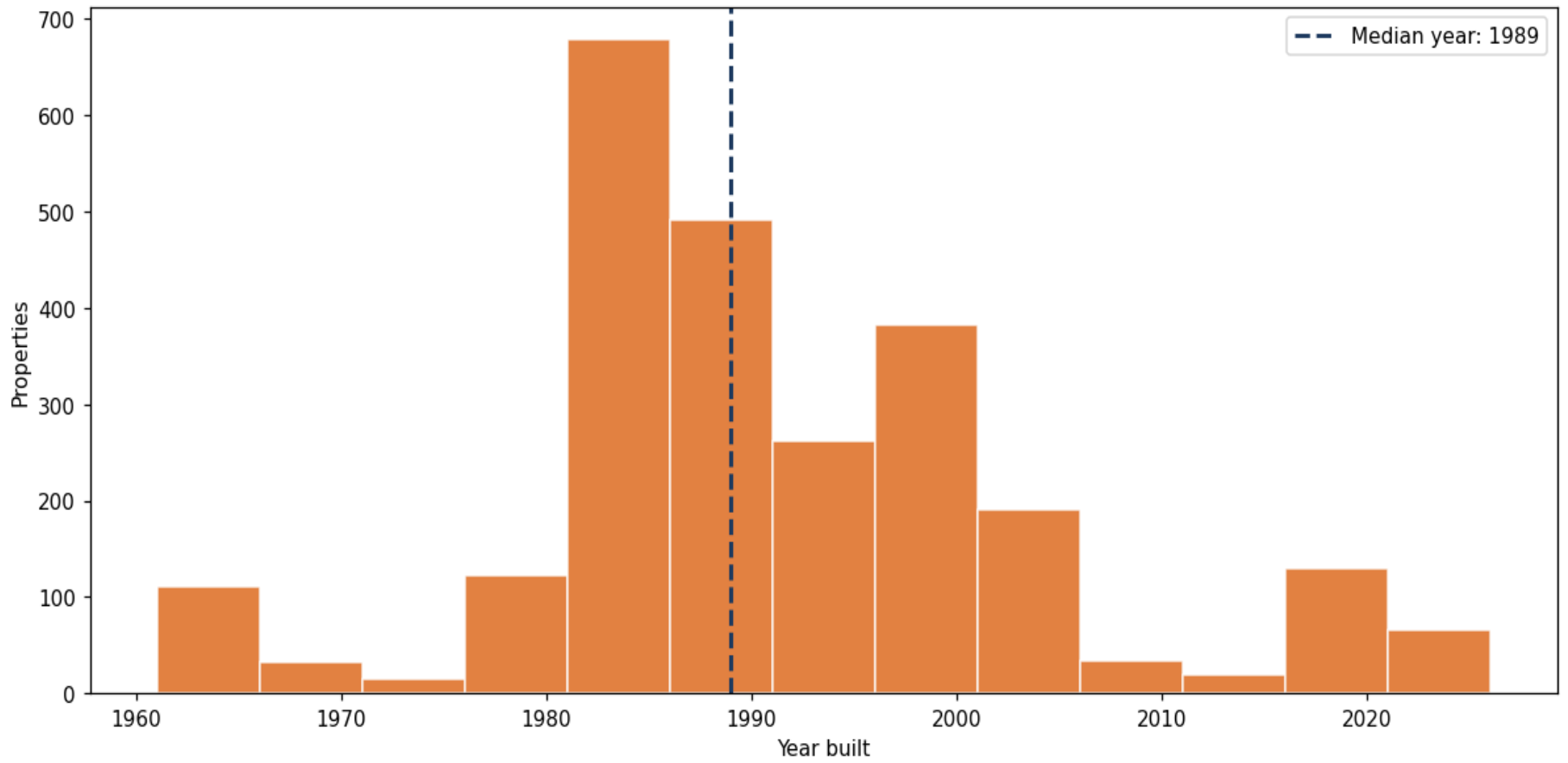
Building size vs. market value (n=2,470, outliers trimmed)



Top property types by count



Year built distribution (5-year buckets)



Market value vs. assessed value (gap = untaxed appreciation)

