Pinellas Property Market Report

5 matching properties • June 02, 2026

Filters applied	Headline numbers
City: Tarpon Springs	**Properties matched:** 5
Property type: Vacant County Government	**Median market value:** $56,049
	Mean market value: $518,469
	Min / Max: $1,713 / $2,466,781
	Mean square footage: —

Top 5 properties by market value

Address	City	Type	Market Value	Sq Ft	Year	Annual Tax
HOLIDAY DR	Tarpon Springs	Vacant County Government	$2,466,781			$47,638
OLD KEYSTONE RD	Tarpon Springs	Vacant County Government	$60,562			$1,132
MISTWOOD DR	Tarpon Springs	Vacant County Government	$56,049			$1,060
KEYSTONE RD	Tarpon Springs	Vacant County Government	$7,242			$140
US HIGHWAY 19	Tarpon Springs	Vacant County Government	$1,713			$31

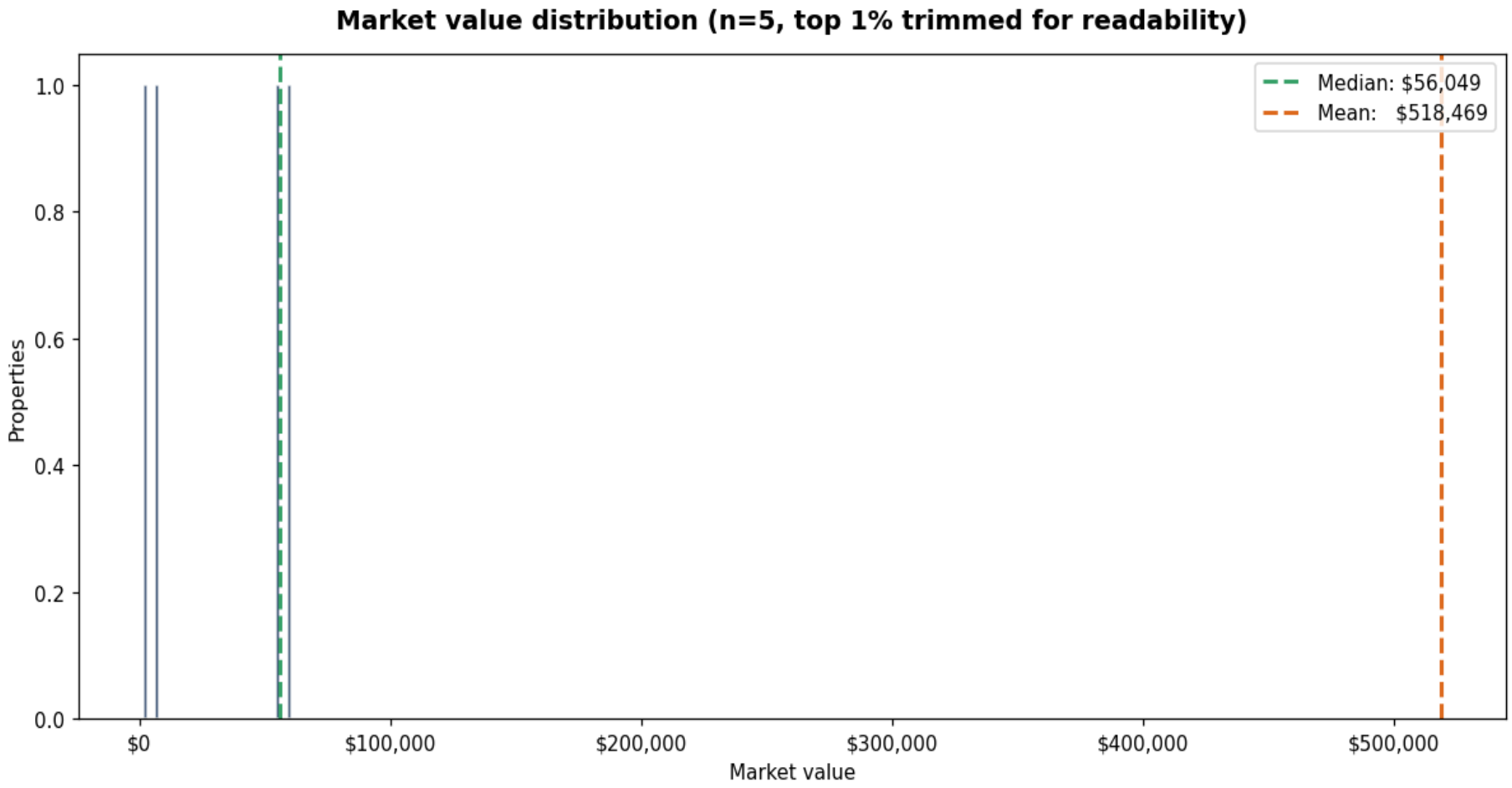
Market value distribution (n=5, top 1% trimmed for readability)
Median: $56,049
Mean: $518,469
Properties
1.0
0.8
0.6
0.4
0.2
0.0
$0
$100,000
$200,000
$300,000
$400,000
$500,000
Market value

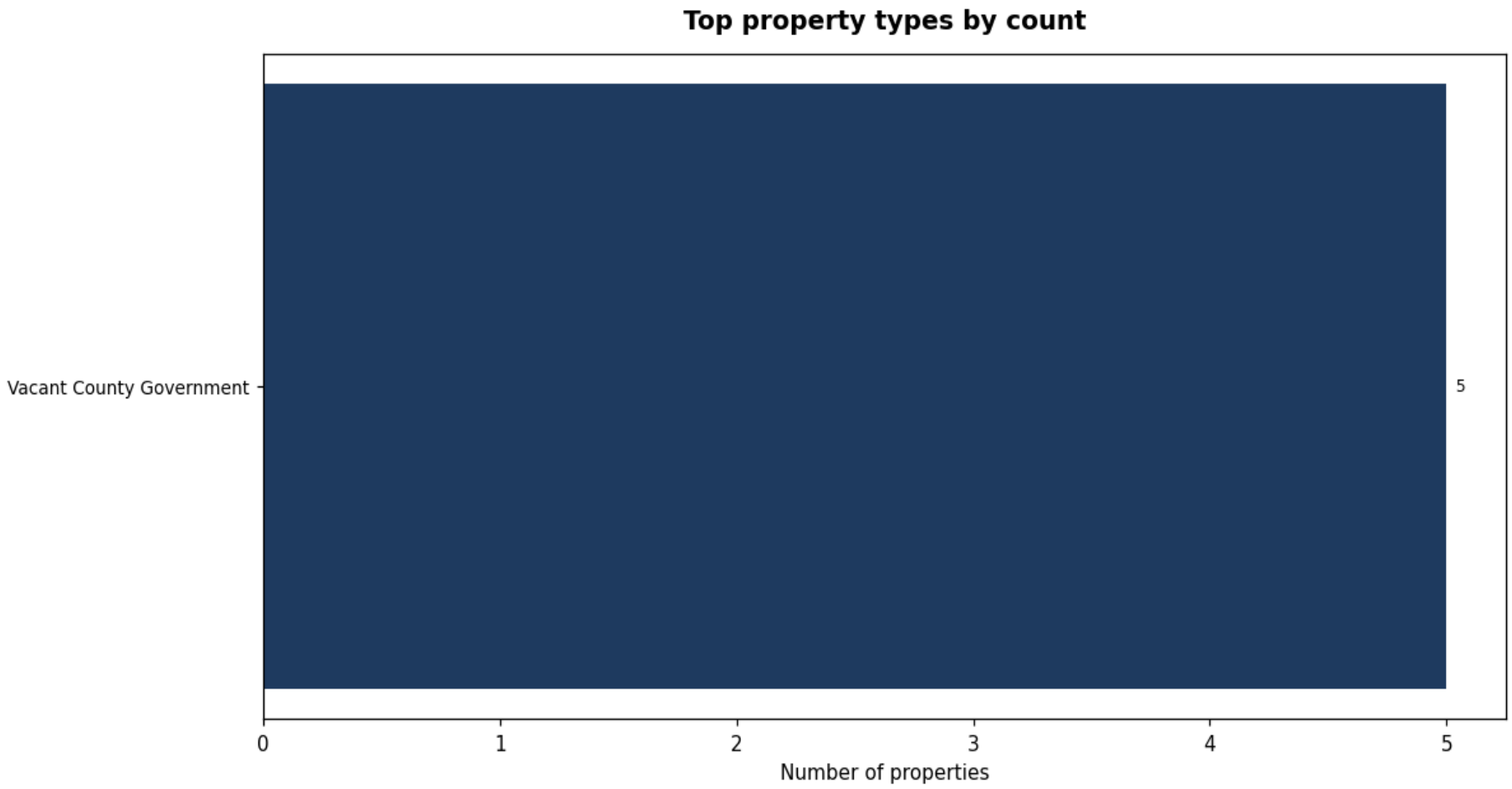
Top property types by count
Vacant County Government
5
0
1
2
3
4
5
Number of properties

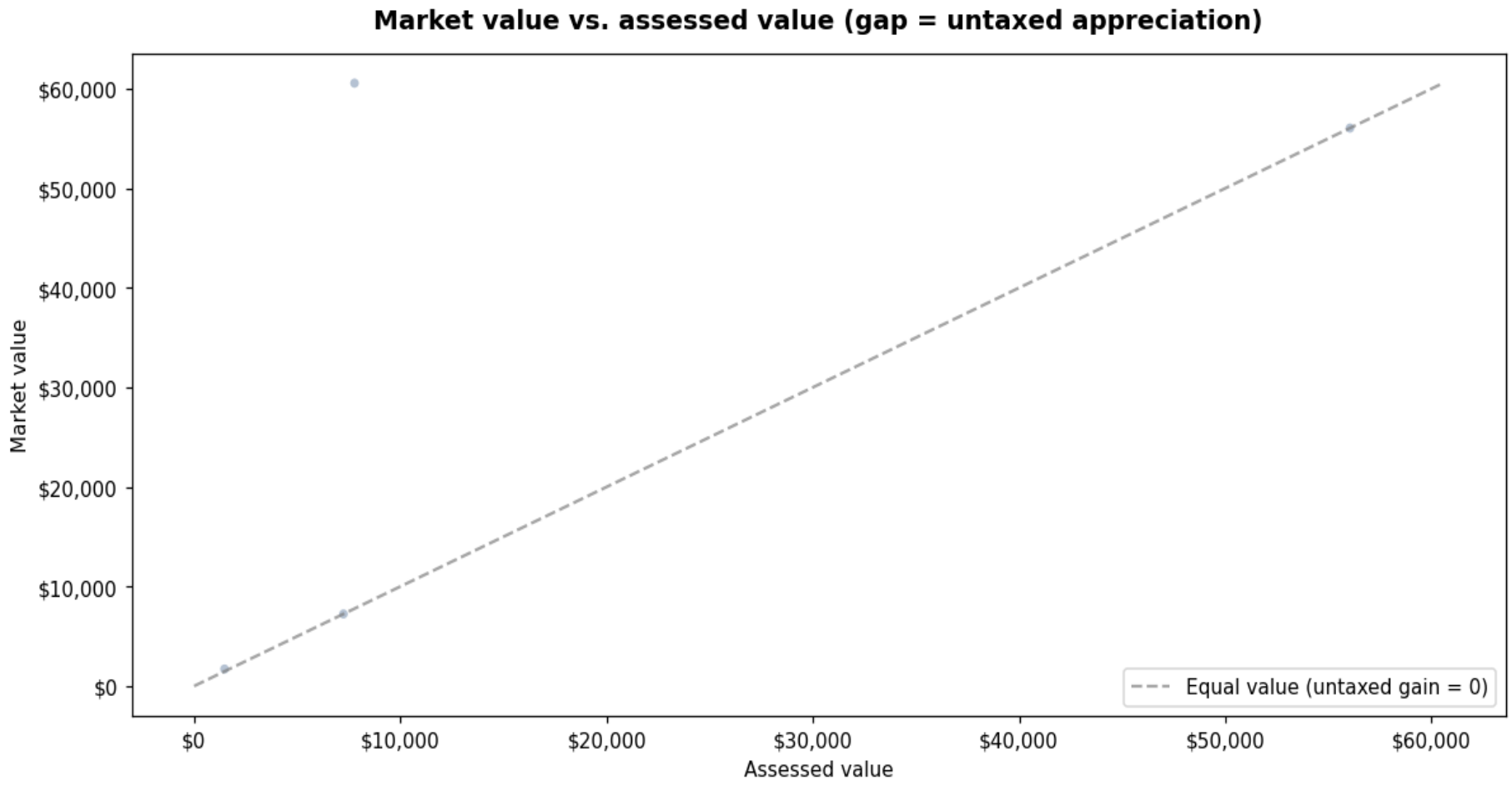
Market value vs. assessed value (gap = untaxed appreciation)
Market value
$60,000
$50,000
$40,000
$30,000
$20,000
$10,000
$0
Equal value (untaxed gain = 0)
$0
$10,000
$20,000
$30,000
$40,000
$50,000
$60,000
Assessed value