

Pinellas Property Market Report

22 matching properties • May 30, 2026

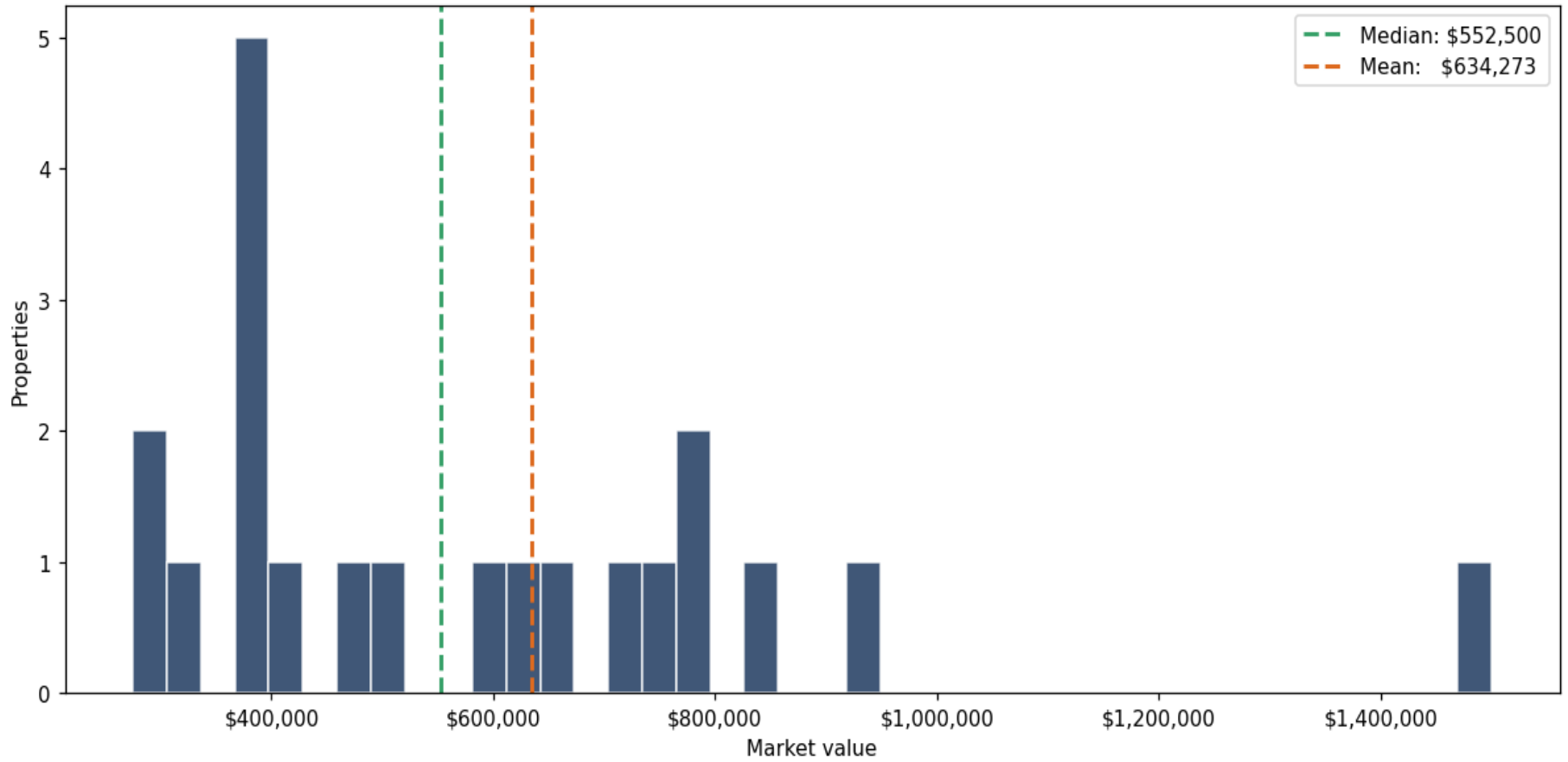
Filters applied	Headline numbers
City: Tarpon Springs	Properties matched: 22
Property type: Store w/Office or Apartment	Median market value: \$605,000
	Mean market value: \$634,273
	Min / Max: \$275,000 / \$1,560,000
	Mean square footage: 4,774

Top 22 properties by market value

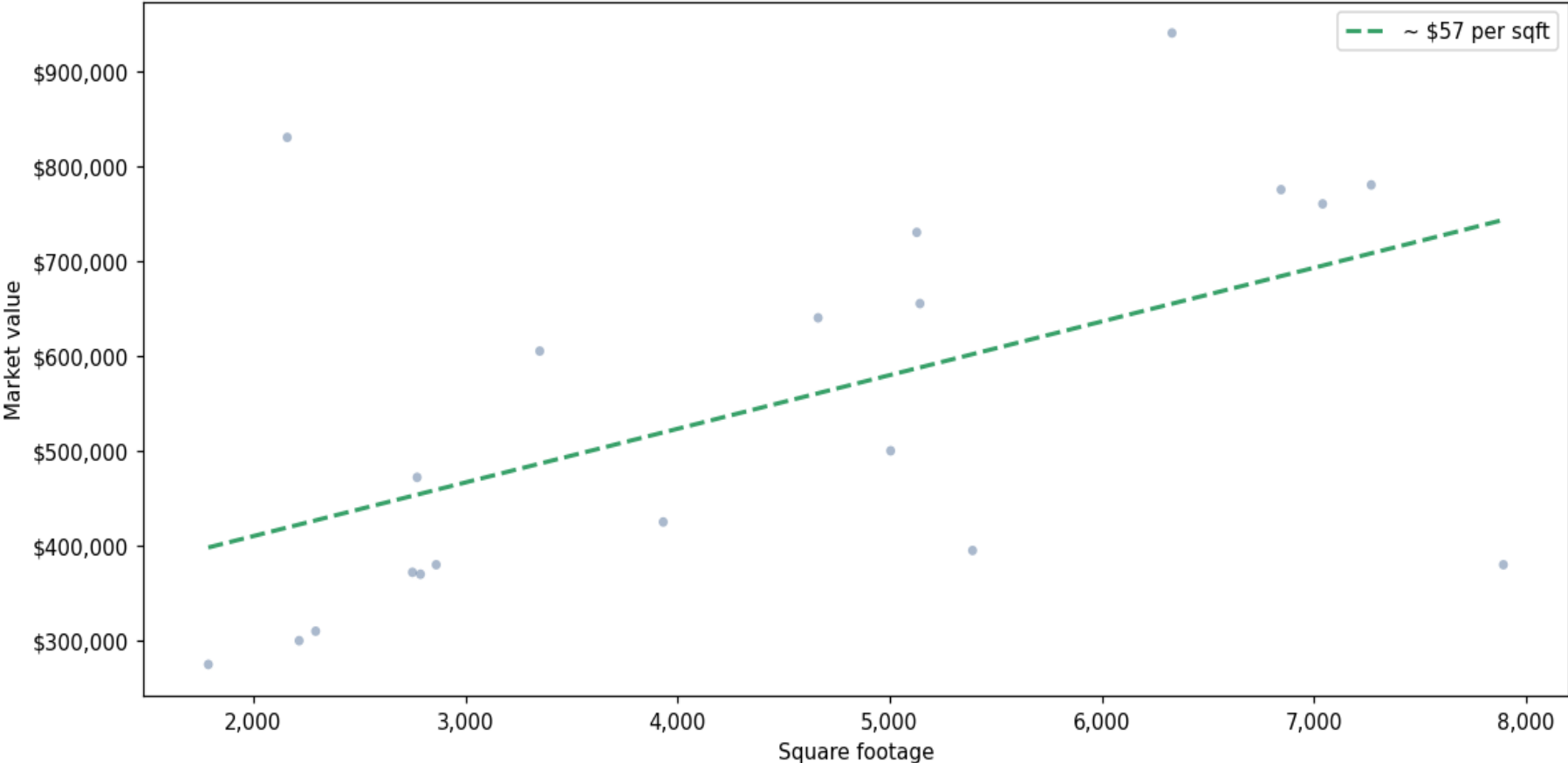
Address	City	Type	Market Value	Sq Ft	Year	Annual Tax
810 DODECANESE BLVD	Tarpon Springs	Store w/Office or Apartm	\$1,560,000	4,312	1964	\$30,140
106 E TARPON AVE	Tarpon Springs	Store w/Office or Apartm	\$1,500,000	13,104	1914	\$31,364
111 E TARPON AVE	Tarpon Springs	Store w/Office or Apartm	\$940,000	6,330	1906	\$17,990
793 DODECANESE BLVD	Tarpon Springs	Store w/Office or Apartm	\$830,000	2,160	1958	\$15,823
165 E TARPON AVE	Tarpon Springs	Store w/Office or Apartm	\$780,000	7,269	1915	\$15,729
39720 US HIGHWAY 19 N	Tarpon Springs	Store w/Office or Apartm	\$775,000	6,844	1970	\$15,823
307 S PINELLAS AVE	Tarpon Springs	Store w/Office or Apartm	\$760,000	7,040	1956	\$14,693
801 DODECANESE BLVD	Tarpon Springs	Store w/Office or Apartm	\$730,000	5,127	1960	\$14,693
40457 US HIGHWAY 19 N	Tarpon Springs	Store w/Office or Apartm	\$655,000	5,142	1971	\$12,903
521 ATHENS ST	Tarpon Springs	Store w/Office or Apartm	\$640,000	4,662	1980	\$12,433
759 DODECANESE BLVD	Tarpon Springs	Store w/Office or Apartm	\$605,000	3,350	1967	\$11,867
401 N PINELLAS AVE	Tarpon Springs	Store w/Office or Apartm	\$500,000	5,004	1961	\$9,795
531 ATHENS ST	Tarpon Springs	Store w/Office or Apartm	\$472,000	2,772	1911	\$8,901

Address	City	Type	Market Value	Sq Ft	Year	Annual Tax
151 E TARPON AVE	Tarpon Springs	Store w/Office or Apartm	\$425,000	3,932	1906	\$8,477
124 S RING AVE	Tarpon Springs	Store w/Office or Apartm	\$395,000	5,390	1915	\$8,006
201 N PINELLAS AVE	Tarpon Springs	Store w/Office or Apartm	\$380,000	7,892	1941	\$7,441
320 E TARPON AVE	Tarpon Springs	Store w/Office or Apartm	\$380,000	2,862	2001	\$7,252
1074 ISLAND AVE	Tarpon Springs	Store w/Office or Apartm	\$372,000	2,750	1957	\$7,050
501 ATHENS ST	Tarpon Springs	Store w/Office or Apartm	\$370,000	2,788	1908	\$7,158
425 N PINELLAS AVE	Tarpon Springs	Store w/Office or Apartm	\$310,000	2,294	1920	\$6,066
624 ATHENS ST	Tarpon Springs	Store w/Office or Apartm	\$300,000	2,216	1963	\$5,840
104 E CEDAR ST	Tarpon Springs	Store w/Office or Apartm	\$275,000	1,788	1974	\$5,369

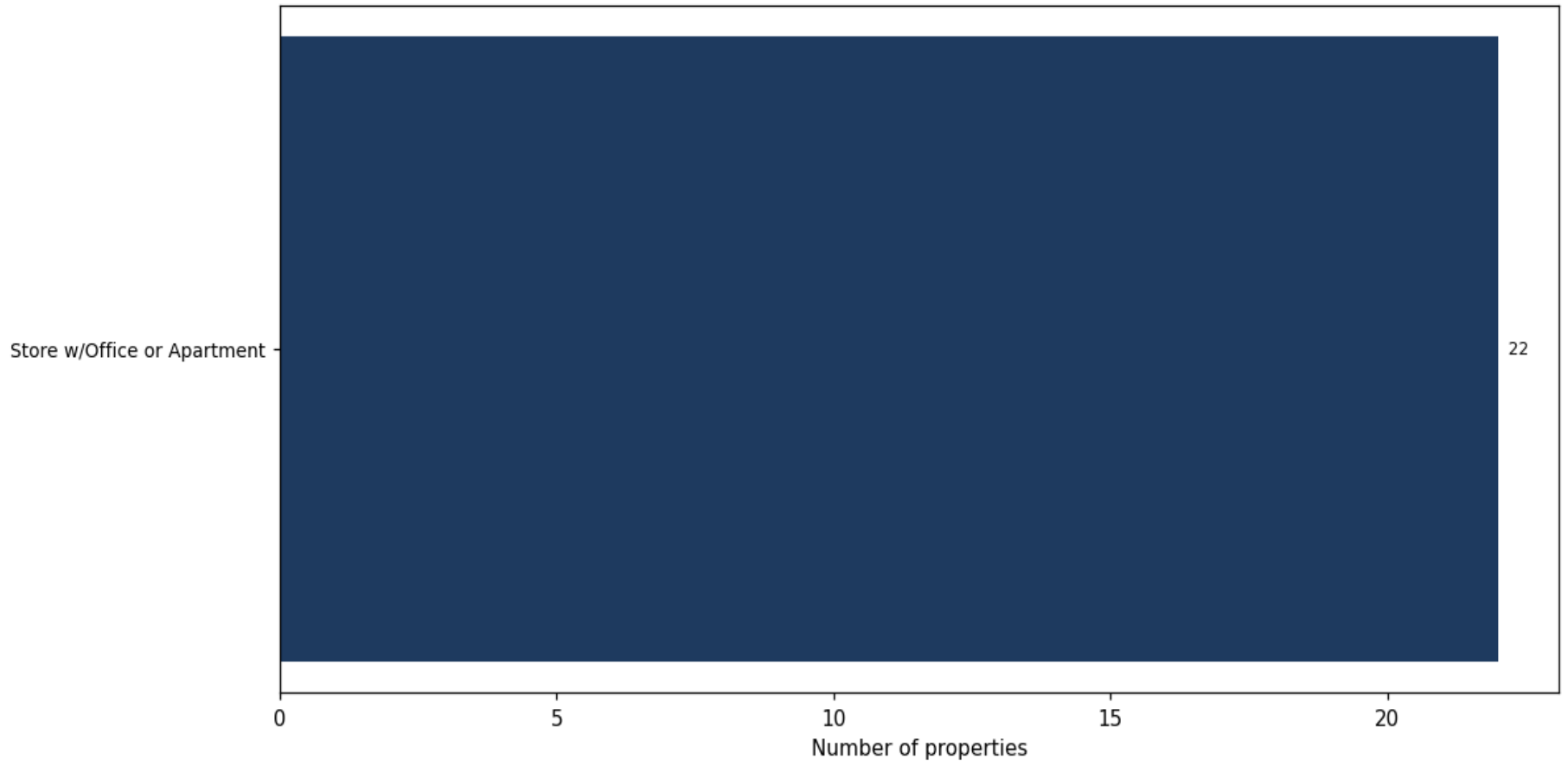
Market value distribution (n=22, top 1% trimmed for readability)



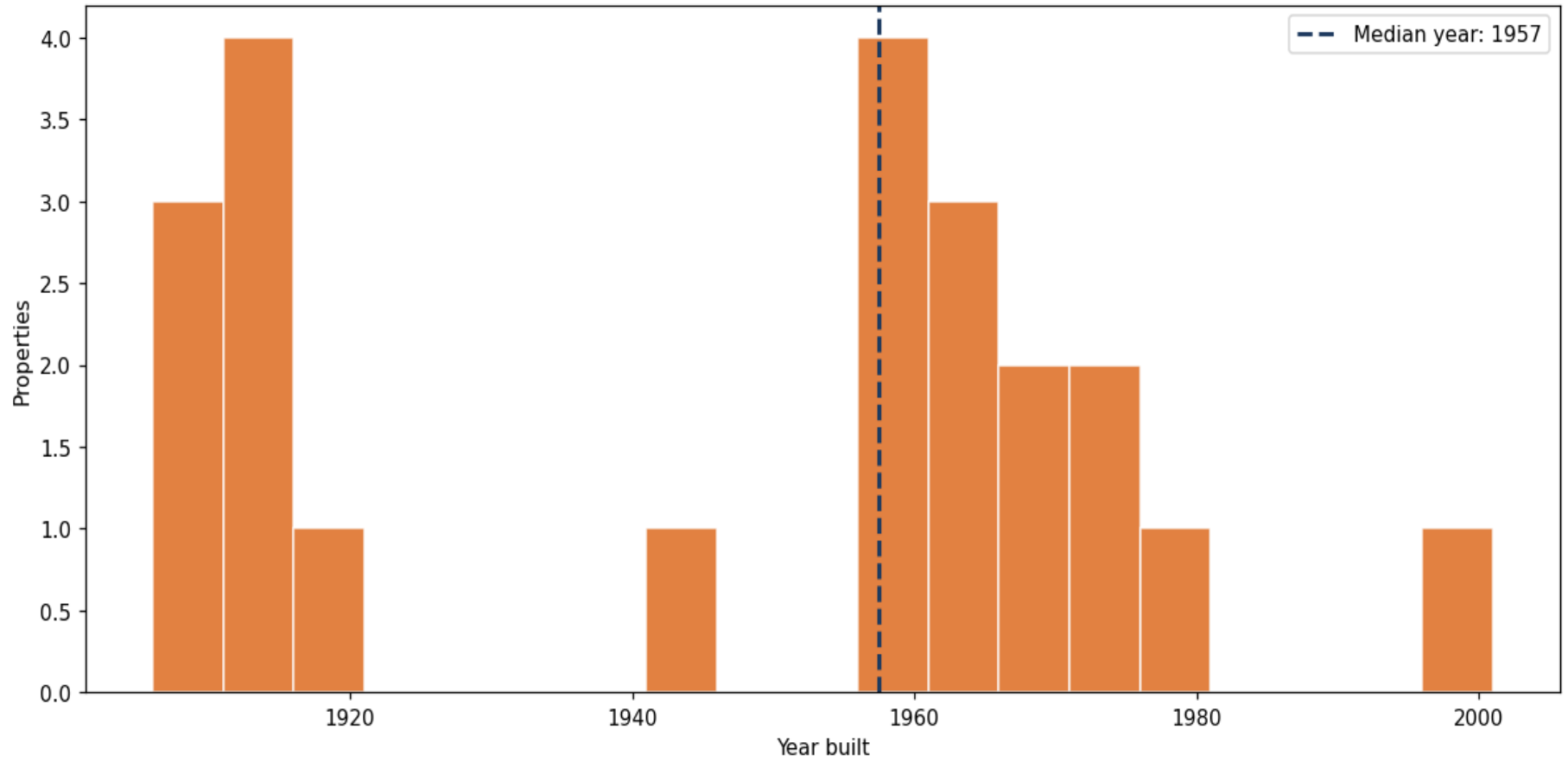
Building size vs. market value (n=20, outliers trimmed)



Top property types by count



Year built distribution (5-year buckets)



Market value vs. assessed value (gap = untaxed appreciation)

