

Pinellas Property Market Report

64 matching properties • May 30, 2026

Filters applied	Headline numbers
City: Tarpon Springs	Properties matched: 64
Property type: Single Building Store	Median market value: \$355,000
	Mean market value: \$642,303
	Min / Max: \$92,700 / \$4,250,000
	Mean square footage: 4,395

Top 64 properties by market value

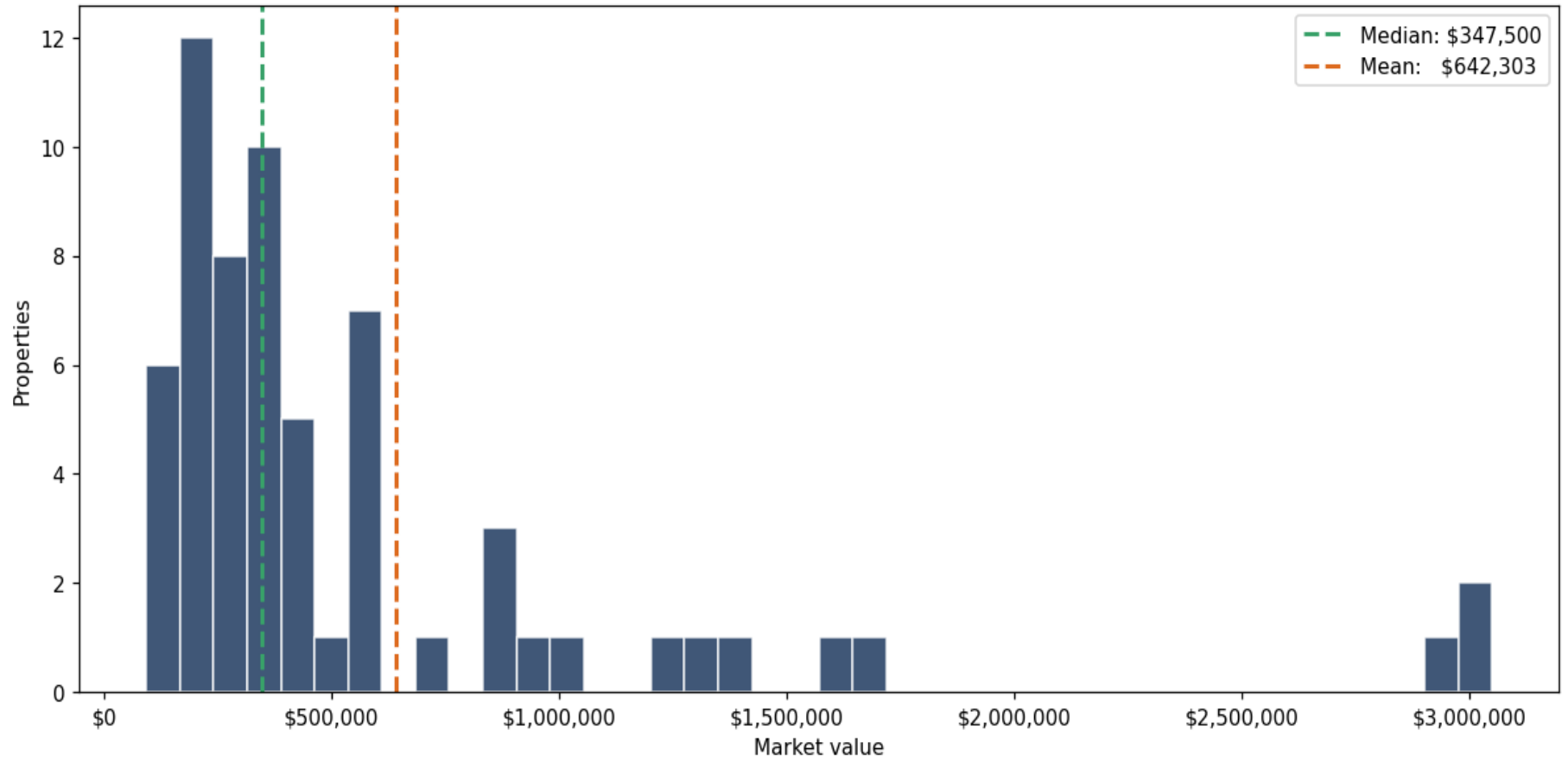
Address	City	Type	Market Value	Sq Ft	Year	Annual Tax
44091 US HIGHWAY 19 N	Tarpon Springs	Single Building Store	\$4,250,000	25,130	2008	\$80,529
40528 US HIGHWAY 19 N	Tarpon Springs	Single Building Store	\$3,050,000	30,282	1969	\$58,772
605 S PINELLAS AVE	Tarpon Springs	Single Building Store	\$3,025,000	14,440	2001	\$58,395
1000 E TARPON AVE	Tarpon Springs	Single Building Store	\$2,905,000	15,362	2007	\$55,005
40767 US HIGHWAY 19 N	Tarpon Springs	Single Building Store	\$1,700,000	12,000	2014	\$37,203
43380 US HIGHWAY 19 N	Tarpon Springs	Single Building Store	\$1,575,000	17,388	1968	\$30,140
41680 US HIGHWAY 19 N	Tarpon Springs	Single Building Store	\$1,380,000	5,916	2001	\$27,126
402 S PINELLAS AVE	Tarpon Springs	Single Building Store	\$1,340,000	8,750	2012	\$26,655
718 E TARPON AVE	Tarpon Springs	Single Building Store	\$1,275,000	17,500	1974	\$25,430
38954 US HIGHWAY 19 N	Tarpon Springs	Single Building Store	\$1,035,000	9,540	1979	\$41,442
125 W KLOSTERMAN RD	Tarpon Springs	Single Building Store	\$920,000	4,639	1984	\$18,439
41612 US HIGHWAY 19 N	Tarpon Springs	Single Building Store	\$890,000	5,323	1999	\$17,330
776 DODECANESE BLVD	Tarpon Springs	Single Building Store	\$840,000	3,125	1946	\$16,294

Address	City	Type	Market Value	Sq Ft	Year	Annual Tax
501 DODECANESE BLVD	Tarpon Springs	Single Building Store	\$835,000	3,506	1976	\$16,388
15 DODECANESE BLVD	Tarpon Springs	Single Building Store	\$735,000	4,230	1901	\$14,316
555 DODECANESE BLVD	Tarpon Springs	Single Building Store	\$600,000	2,211	1940	\$11,962
1197 N PINELLAS AVE	Tarpon Springs	Single Building Store	\$590,000	1,000	1950	\$10,937
128 E TARPON AVE	Tarpon Springs	Single Building Store	\$565,000	4,760	1892	\$11,114
455 ATHENS ST	Tarpon Springs	Single Building Store	\$565,000	4,493	1946	\$10,926
807 N PINELLAS AVE	Tarpon Springs	Single Building Store	\$555,000	5,165	1967	\$10,926
40084 US HIGHWAY 19 N	Tarpon Springs	Single Building Store	\$550,000	1,660	1981	\$10,360
303 S PINELLAS AVE	Tarpon Springs	Single Building Store	\$550,000	7,540	1949	\$11,302
763 DODECANESE BLVD	Tarpon Springs	Single Building Store	\$470,000	2,600	1915	\$9,136
628 ATHENS ST	Tarpon Springs	Single Building Store	\$425,000	3,206	1927	\$8,288
616 ISLAND DR	Tarpon Springs	Single Building Store	\$420,000	2,325	1953	\$8,194
761 DODECANESE BLVD	Tarpon Springs	Single Building Store	\$405,000	2,440	1915	\$7,912
1743 S PINELLAS AVE	Tarpon Springs	Single Building Store	\$405,000	2,872	1972	\$7,954
709 DODECANESE BLVD	Tarpon Springs	Single Building Store	\$392,000	2,074	1920	\$7,441
124 E TARPON AVE	Tarpon Springs	Single Building Store	\$385,000	3,240	1901	\$7,535
777 DODECANESE BLVD	Tarpon Springs	Single Building Store	\$368,000	1,954	1948	\$7,158
604 S PINELLAS AVE	Tarpon Springs	Single Building Store	\$365,000	2,522	1963	\$7,158
135 E TARPON AVE	Tarpon Springs	Single Building Store	\$355,000	3,264	1935	\$6,970
139 E TARPON AVE	Tarpon Springs	Single Building Store	\$340,000	3,120	1894	\$6,687
698 DODECANESE BLVD	Tarpon Springs	Single Building Store	\$340,000	1,131	1937	\$6,593
119 E TARPON AVE	Tarpon Springs	Single Building Store	\$335,000	2,250	1901	\$6,310
700 N PINELLAS AVE	Tarpon Springs	Single Building Store	\$325,000	3,612	1934	\$6,499
501 S PINELLAS AVE	Tarpon Springs	Single Building Store	\$325,000	1,568	1953	\$6,216
540 N PINELLAS AVE	Tarpon Springs	Single Building Store	\$320,000	1,445	1940	\$6,028

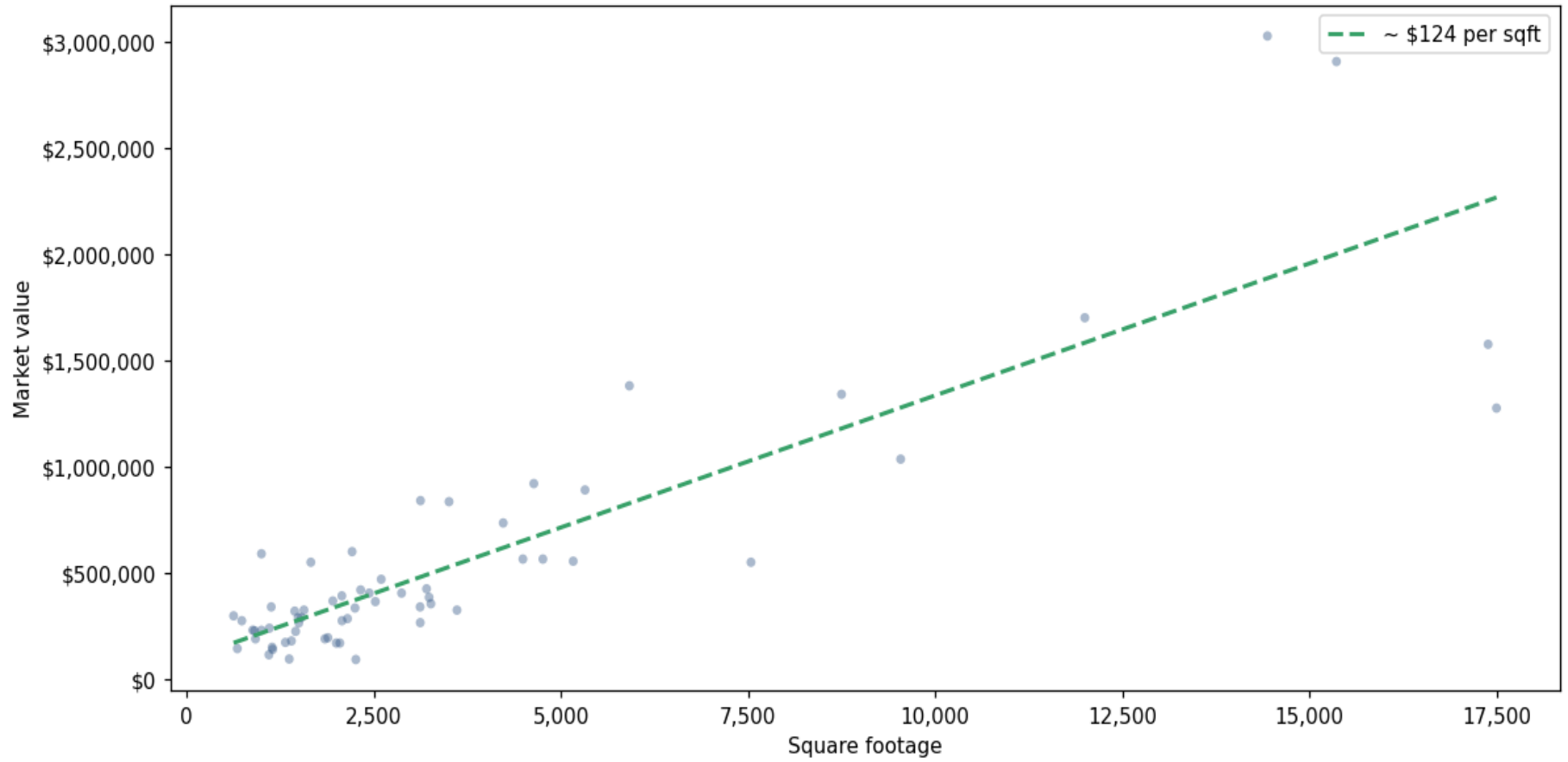
Address	City	Type	Market Value	Sq Ft	Year	Annual Tax
940 N PINELLAS AVE	Tarpon Springs	Single Building Store	\$298,000	628	1966	\$5,745
703 DODECANESE BLVD	Tarpon Springs	Single Building Store	\$290,000	1,532	1920	\$5,651
136 E OAKWOOD ST	Tarpon Springs	Single Building Store	\$290,000	1,490	1946	\$5,557
602 ATHENS ST	Tarpon Springs	Single Building Store	\$285,000	2,150	1927	\$5,557
18 W ORANGE ST	Tarpon Springs	Single Building Store	\$275,000	738	1965	\$5,180
614 ATHENS ST	Tarpon Springs	Single Building Store	\$275,000	2,076	1964	\$5,369
10 S PINELLAS AVE	Tarpon Springs	Single Building Store	\$266,000	3,122	1920	\$5,086
622 ATHENS ST	Tarpon Springs	Single Building Store	\$265,000	1,500	1973	\$4,992
528 E TARPON AVE	Tarpon Springs	Single Building Store	\$240,000	1,106	1940	\$4,615
1191 BAYOU DR	Tarpon Springs	Single Building Store	\$230,700	884	1988	\$4,540
1201 N PINELLAS AVE	Tarpon Springs	Single Building Store	\$230,000	1,001	1961	\$4,333
808 DODECANESE BLVD	Tarpon Springs	Single Building Store	\$228,000	908	1970	\$4,427
926 N PINELLAS AVE	Tarpon Springs	Single Building Store	\$225,000	1,457	1920	\$4,333
12 W ORANGE ST	Tarpon Springs	Single Building Store	\$195,000	1,888	1910	\$4,238
536 N PINELLAS AVE	Tarpon Springs	Single Building Store	\$190,000	1,848	1935	\$3,711
510 N PINELLAS AVE	Tarpon Springs	Single Building Store	\$190,000	920	1953	\$3,956
610 ATHENS ST	Tarpon Springs	Single Building Store	\$180,000	1,401	1978	\$3,579
520 ATHENS ST	Tarpon Springs	Single Building Store	\$173,000	1,320	1950	\$3,485
1052 N PINELLAS AVE	Tarpon Springs	Single Building Store	\$170,000	2,048	1932	\$3,391
417 S PINELLAS AVE	Tarpon Springs	Single Building Store	\$170,000	2,000	1947	\$3,579
600 ATHENS ST	Tarpon Springs	Single Building Store	\$150,000	1,143	1965	\$2,826
526 ATHENS ST	Tarpon Springs	Single Building Store	\$144,000	678	1950	\$2,778
701 S PINELLAS AVE	Tarpon Springs	Single Building Store	\$140,000	1,150	1960	\$2,731
538 N PINELLAS AVE	Tarpon Springs	Single Building Store	\$115,000	1,100	1935	\$2,449
439 LINCOLN AVE	Tarpon Springs	Single Building Store	\$95,000	1,371	1954	\$1,978

Address	City	Type	Market Value	Sq Ft	Year	Annual Tax
118 ARFARAS BLVD	Tarpon Springs	Single Building Store	\$92,700	2,261	1950	\$1,940

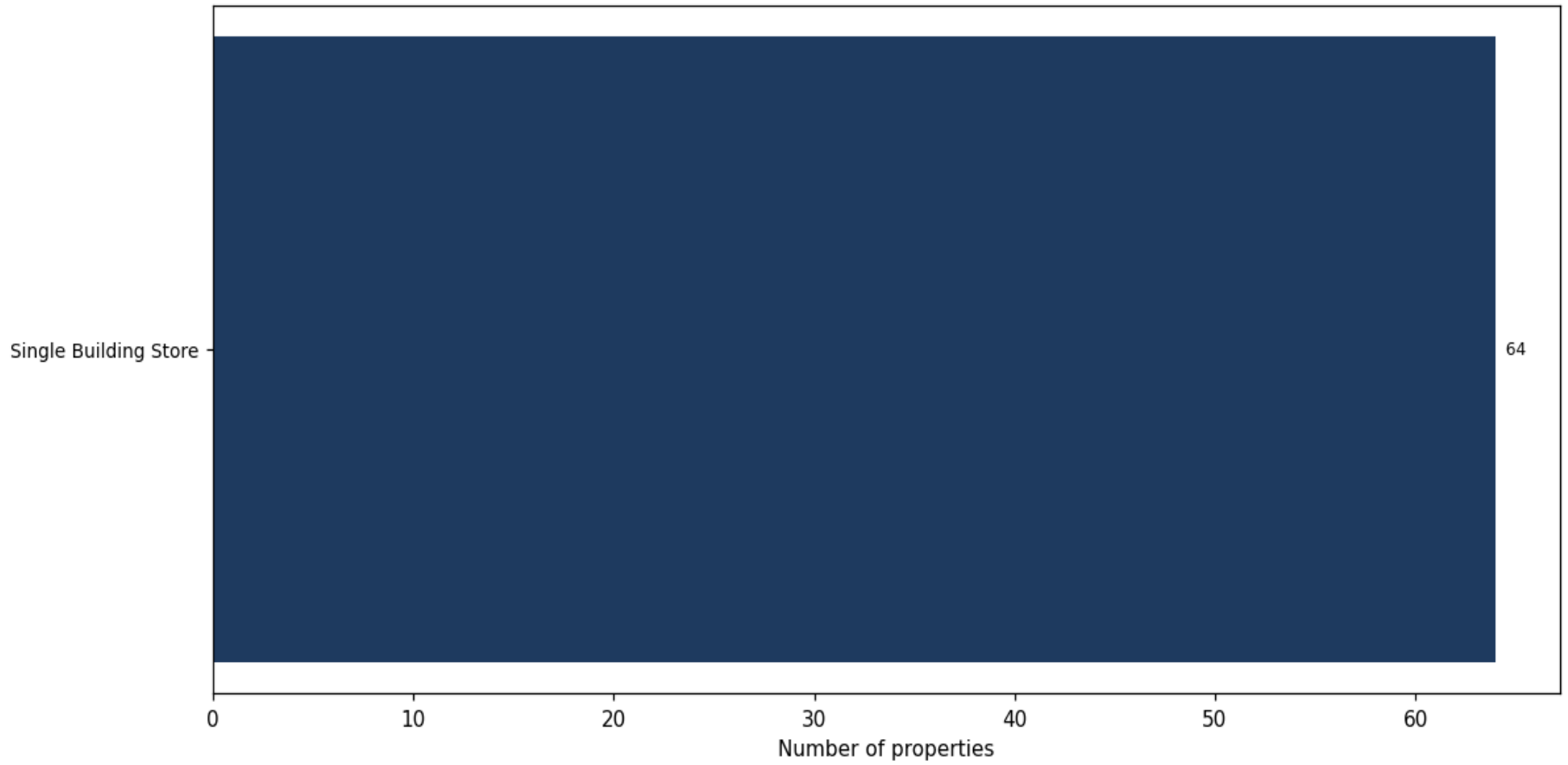
Market value distribution (n=64, top 1% trimmed for readability)



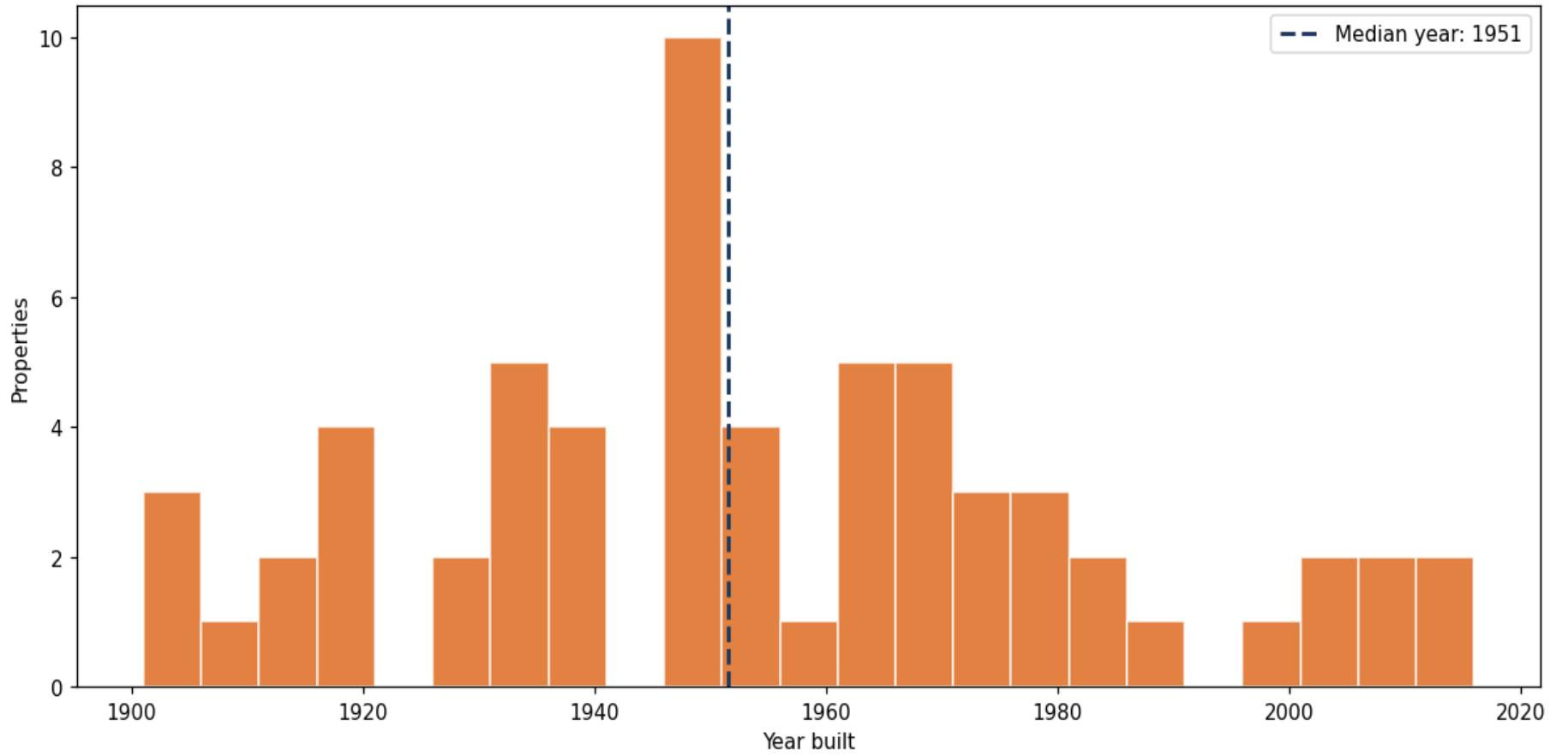
Building size vs. market value (n=62, outliers trimmed)



Top property types by count



Year built distribution (5-year buckets)



Market value vs. assessed value (gap = untaxed appreciation)

