

Pinellas Property Market Report

398 matching properties • June 02, 2026

Filters applied	Headline numbers
City: Tarpon Springs	Properties matched: 398
Property type: Manufactured Home (On Individually Owned Lot)	Median market value: \$79,908
	Mean market value: \$98,792
	Min / Max: \$46,750 / \$371,238
	Mean square footage: 918

Top 200 properties by market value

Address	City	Type	Market Value	Sq Ft	Year	Annual Tax
493 RIVER VILLAGE DR	Tarpon Springs	Manufactured Home (On In	\$371,238	1,740	2022	\$6,498
507 RIVERVIEW LN	Tarpon Springs	Manufactured Home (On In	\$320,658	1,330	2000	\$5,525
499 RIVER VILLAGE DR	Tarpon Springs	Manufactured Home (On In	\$304,929	1,440	2020	\$5,199
821 RIVERVIEW LN	Tarpon Springs	Manufactured Home (On In	\$299,920	1,484	1968	\$4,857
3644 QUAIL FOREST DR	Tarpon Springs	Manufactured Home (On In	\$290,227	672	1960	\$4,496
497 RIVER VILLAGE DR	Tarpon Springs	Manufactured Home (On In	\$269,925	1,770	2003	\$4,594
801 RIVERVIEW LN	Tarpon Springs	Manufactured Home (On In	\$259,835	960	2017	\$4,477
513 RIVERVIEW LN	Tarpon Springs	Manufactured Home (On In	\$240,433	1,494	1994	\$4,160
640 RIVER VILLAGE DR	Tarpon Springs	Manufactured Home (On In	\$238,957	1,296	2006	\$4,124
36 DRURY LN	Tarpon Springs	Manufactured Home (On In	\$235,527	1,482	2023	\$4,168
515 RIVERVIEW LN	Tarpon Springs	Manufactured Home (On In	\$231,459	460	1964	\$3,911
606 RIVER VILLAGE DR	Tarpon Springs	Manufactured Home (On In	\$229,966	1,798	2005	\$3,949
495 RIVER VILLAGE DR	Tarpon Springs	Manufactured Home (On In	\$219,764	1,127	2004	\$3,692

Address	City	Type	Market Value	Sq Ft	Year	Annual Tax
1117 W CURLEW PL	Tarpon Springs	Manufactured Home (On In	\$210,279	1,080	1980	\$3,175
154 MELODY LN	Tarpon Springs	Manufactured Home (On In	\$209,875	1,508	2019	\$3,714
162 MELODY LN	Tarpon Springs	Manufactured Home (On In	\$207,306	1,261	2020	\$3,628
811 RIVERVIEW LN # 8	Tarpon Springs	Manufactured Home (On In	\$199,621	1,650	2004	\$3,313
491 RIVER VILLAGE DR	Tarpon Springs	Manufactured Home (On In	\$195,532	1,440	1974	\$3,349
815 RIVERVIEW LN	Tarpon Springs	Manufactured Home (On In	\$194,855	960	1971	\$3,221
826 PARADISE BLVD	Tarpon Springs	Manufactured Home (On In	\$193,420	1,320	1982	\$2,297
1324 LIVE OAK PKWY	Tarpon Springs	Manufactured Home (On In	\$193,138	1,298	1981	\$2,493
814 PARADISE BLVD	Tarpon Springs	Manufactured Home (On In	\$189,642	1,182	1983	\$2,657
807 RIVERVIEW LN	Tarpon Springs	Manufactured Home (On In	\$187,663	708	1974	\$3,107
188 ROYAL PALM DR	Tarpon Springs	Manufactured Home (On In	\$187,128	1,386	2010	\$3,259
804 PARADISE BLVD	Tarpon Springs	Manufactured Home (On In	\$185,289	960	2006	\$2,641
671 BECKETT WAY	Tarpon Springs	Manufactured Home (On In	\$184,355	184	1935	\$3,193
821 PARADISE BLVD	Tarpon Springs	Manufactured Home (On In	\$181,214	1,200	2019	\$3,105
505 RIVERVIEW LN	Tarpon Springs	Manufactured Home (On In	\$179,952	1,517	1979	\$3,011
519 RIVERVIEW LN	Tarpon Springs	Manufactured Home (On In	\$174,398	840	1963	\$2,930
711 DRIFTWOOD LN	Tarpon Springs	Manufactured Home (On In	\$172,638	864	2013	\$2,971
847 RIVERVIEW LN	Tarpon Springs	Manufactured Home (On In	\$171,451	1,375	1984	\$2,875
804 RIVERVIEW LN	Tarpon Springs	Manufactured Home (On In	\$166,887	1,184	2006	\$2,859
831 RIVERVIEW LN	Tarpon Springs	Manufactured Home (On In	\$166,715	1,500	1986	\$2,763
140 MELODY LN	Tarpon Springs	Manufactured Home (On In	\$166,291	1,520	2005	\$2,907
122 MELODY LN	Tarpon Springs	Manufactured Home (On In	\$161,497	1,512	2004	\$2,782
270 NORTHGATE DR	Tarpon Springs	Manufactured Home (On In	\$160,519	1,269	2004	\$2,751
743 DRIFTWOOD LN	Tarpon Springs	Manufactured Home (On In	\$160,270	1,512	2000	\$2,708
509 RIVERVIEW LN	Tarpon Springs	Manufactured Home (On In	\$159,536	1,058	1959	\$2,587

Address	City	Type	Market Value	Sq Ft	Year	Annual Tax
197 ROYAL PALM DR	Tarpon Springs	Manufactured Home (On In	\$159,273	1,272	2006	\$2,749
820 ELKAN DR	Tarpon Springs	Manufactured Home (On In	\$159,257	864	1968	\$2,609
521 RIVERVIEW LN	Tarpon Springs	Manufactured Home (On In	\$158,981	912	1971	\$2,663
822 RIVERVIEW LN	Tarpon Springs	Manufactured Home (On In	\$157,258	936	1990	\$2,601
808 PARADISE BLVD # 152	Tarpon Springs	Manufactured Home (On In	\$156,166	828	1986	\$2,101
523 RIVERVIEW LN	Tarpon Springs	Manufactured Home (On In	\$154,995	1,032	1979	\$3,032
612 RIVER VILLAGE DR	Tarpon Springs	Manufactured Home (On In	\$152,918	1,196	2000	\$2,578
1317 LIVE OAK PKWY	Tarpon Springs	Manufactured Home (On In	\$152,438	1,512	2000	\$2,702
164 MELODY LN	Tarpon Springs	Manufactured Home (On In	\$150,696	1,320	2004	\$2,588
629 RIVER VILLAGE DR	Tarpon Springs	Manufactured Home (On In	\$148,560	1,006	1999	\$2,493
237 HARMONY WAY	Tarpon Springs	Manufactured Home (On In	\$145,531	989	1975	\$2,536
239 HARMONY WAY	Tarpon Springs	Manufactured Home (On In	\$144,804	1,080	2004	\$2,604
198 ROYAL PALM DR	Tarpon Springs	Manufactured Home (On In	\$141,740	1,091	2005	\$2,462
608 RIVER VILLAGE DR	Tarpon Springs	Manufactured Home (On In	\$141,682	1,176	1973	\$2,405
744 DRIFTWOOD LN	Tarpon Springs	Manufactured Home (On In	\$139,485	1,294	1997	\$2,325
842 RIVERVIEW LN	Tarpon Springs	Manufactured Home (On In	\$139,142	970	1995	\$2,326
274 NORTHGATE DR	Tarpon Springs	Manufactured Home (On In	\$138,729	1,058	1973	\$2,418
271 NORTHGATE DR	Tarpon Springs	Manufactured Home (On In	\$137,839	936	1973	\$2,393
810 PARADISE BLVD	Tarpon Springs	Manufactured Home (On In	\$133,510	576	1968	\$1,694
706 DRIFTWOOD LN	Tarpon Springs	Manufactured Home (On In	\$132,185	1,242	1997	\$2,233
25 DRURY LN	Tarpon Springs	Manufactured Home (On In	\$130,054	960	1974	\$2,237
138 MELODY LN	Tarpon Springs	Manufactured Home (On In	\$126,561	1,200	1972	\$2,190
844 PARADISE BLVD	Tarpon Springs	Manufactured Home (On In	\$126,238	600	1969	\$1,547
850 PARADISE BLVD	Tarpon Springs	Manufactured Home (On In	\$124,944	960	1970	\$1,525
78 RACHEL DR	Tarpon Springs	Manufactured Home (On In	\$124,529	910	2005	\$2,175

Address	City	Type	Market Value	Sq Ft	Year	Annual Tax
225 DIXIE LN	Tarpon Springs	Manufactured Home (On In	\$124,443	1,152	1974	\$2,156
842 PARADISE BLVD	Tarpon Springs	Manufactured Home (On In	\$124,406	1,192	1987	\$1,542
613 RIVER VILLAGE DR	Tarpon Springs	Manufactured Home (On In	\$124,329	736	2005	\$2,113
116 RACHEL DR	Tarpon Springs	Manufactured Home (On In	\$123,669	736	1975	\$2,152
275 NORTHGATE DR	Tarpon Springs	Manufactured Home (On In	\$123,155	1,505	1997	\$2,131
222 SEAGULL DR	Tarpon Springs	Manufactured Home (On In	\$123,107	1,173	1976	\$2,110
143 MELODY LN	Tarpon Springs	Manufactured Home (On In	\$122,606	1,150	1972	\$2,129
40274 US HIGHWAY 19 N	Tarpon Springs	Manufactured Home (On In	\$122,452	1,152	1973	\$2,134
173 MELODY LN	Tarpon Springs	Manufactured Home (On In	\$121,523	960	1973	\$2,079
851 OAKWOOD DR	Tarpon Springs	Manufactured Home (On In	\$120,459	912	1972	\$1,966
30 DRURY LN	Tarpon Springs	Manufactured Home (On In	\$120,189	1,208	1974	\$2,078
53 DRURY LN	Tarpon Springs	Manufactured Home (On In	\$119,559	960	1973	\$2,075
209 SEAGULL DR	Tarpon Springs	Manufactured Home (On In	\$119,459	888	1972	\$2,083
815 PARADISE BLVD	Tarpon Springs	Manufactured Home (On In	\$119,214	1,296	1993	\$1,938
511 RIVERVIEW LN	Tarpon Springs	Manufactured Home (On In	\$118,406		1966	\$1,807
86 RACHEL DR	Tarpon Springs	Manufactured Home (On In	\$118,330	1,152	1974	\$2,017
245 HARMONY WAY	Tarpon Springs	Manufactured Home (On In	\$118,134	1,032	1974	\$2,021
826 ST CHARLES DR	Tarpon Springs	Manufactured Home (On In	\$118,134	600	2022	\$2,008
241 HARMONY WAY	Tarpon Springs	Manufactured Home (On In	\$117,896	1,032	1974	\$2,020
227 DIXIE LN	Tarpon Springs	Manufactured Home (On In	\$117,321	1,152	1974	\$2,038
812 PARADISE BLVD	Tarpon Springs	Manufactured Home (On In	\$116,019	912	1984	\$1,397
816 PARADISE BLVD	Tarpon Springs	Manufactured Home (On In	\$115,502	864	1977	\$1,408
201 ROYAL PALM DR	Tarpon Springs	Manufactured Home (On In	\$115,130	989	1975	\$1,996
263 DIXIE LN	Tarpon Springs	Manufactured Home (On In	\$114,611	989	1974	\$1,986
253 HARMONY WAY	Tarpon Springs	Manufactured Home (On In	\$114,157	1,234	1976	\$1,953

Address	City	Type	Market Value	Sq Ft	Year	Annual Tax
654 RIVER VILLAGE DR	Tarpon Springs	Manufactured Home (On In	\$114,128	984	1970	\$1,932
45 DRURY LN	Tarpon Springs	Manufactured Home (On In	\$113,879	1,056	1973	\$1,981
664 RIVER VILLAGE DR	Tarpon Springs	Manufactured Home (On In	\$112,566	1,050	1993	\$2,140
1224 LIVE OAK PKWY	Tarpon Springs	Manufactured Home (On In	\$111,829	1,080	1994	\$1,801
229 DIXIE LN	Tarpon Springs	Manufactured Home (On In	\$111,531	1,099	1976	\$1,382
260 DIXIE LN	Tarpon Springs	Manufactured Home (On In	\$110,879	989	1975	\$1,930
216 SEAGULL DR	Tarpon Springs	Manufactured Home (On In	\$110,723	960	1971	\$1,979
37 DRURY LN	Tarpon Springs	Manufactured Home (On In	\$110,712	768	1971	\$1,928
82 RACHEL DR	Tarpon Springs	Manufactured Home (On In	\$110,283	960	1974	\$1,915
810 ST CHARLES DR	Tarpon Springs	Manufactured Home (On In	\$109,708	896	1998	\$1,824
166 MELODY LN	Tarpon Springs	Manufactured Home (On In	\$109,290	1,069	1973	\$1,888
1301 LIVE OAK PKWY	Tarpon Springs	Manufactured Home (On In	\$108,885	728	2003	\$1,828
181 ROYAL PALM DR	Tarpon Springs	Manufactured Home (On In	\$108,374	966	1973	\$1,879
228 DIXIE LN	Tarpon Springs	Manufactured Home (On In	\$108,321	989	1975	\$1,848
262 DIXIE LN	Tarpon Springs	Manufactured Home (On In	\$108,148	1,180	1974	\$1,868
155 MELODY LN	Tarpon Springs	Manufactured Home (On In	\$108,100	940	1972	\$1,859
277 NORTHGATE DR	Tarpon Springs	Manufactured Home (On In	\$107,650	1,104	1973	\$1,863
126 MELODY LN	Tarpon Springs	Manufactured Home (On In	\$107,568	936	1972	\$1,853
619 RIVER VILLAGE DR	Tarpon Springs	Manufactured Home (On In	\$107,458	1,104	1969	\$1,798
194 ROYAL PALM DR	Tarpon Springs	Manufactured Home (On In	\$107,426	1,272	1973	\$1,831
635 RIVER VILLAGE DR	Tarpon Springs	Manufactured Home (On In	\$107,210	644	1990	\$1,771
1996 VIRGINIA AVE	Tarpon Springs	Manufactured Home (On In	\$106,731	539	1959	\$2,000
221 SEAGULL DR	Tarpon Springs	Manufactured Home (On In	\$106,668	805	1976	\$1,855
828 PARADISE BLVD	Tarpon Springs	Manufactured Home (On In	\$106,638	600	1966	\$1,251
814 RIVERVIEW LN	Tarpon Springs	Manufactured Home (On In	\$106,524	960	1970	\$1,750

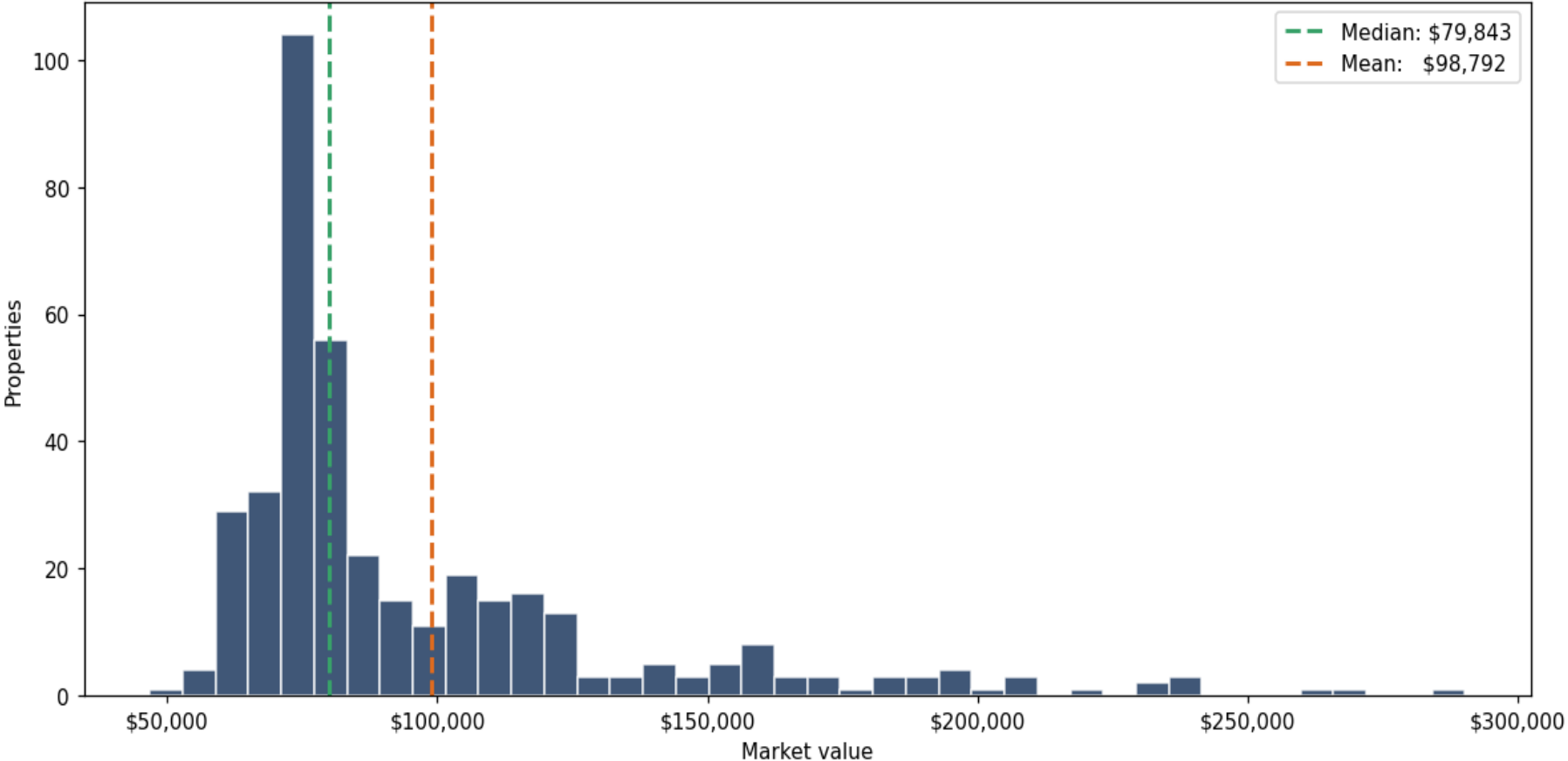
Address	City	Type	Market Value	Sq Ft	Year	Annual Tax
213 SEAGULL DR	Tarpon Springs	Manufactured Home (On In	\$106,048	876	1976	\$1,839
739 DRIFTWOOD LN	Tarpon Springs	Manufactured Home (On In	\$105,968	1,104	1994	\$1,741
631 RIVER VILLAGE DR	Tarpon Springs	Manufactured Home (On In	\$105,629	960	1995	\$1,763
806 PARADISE BLVD	Tarpon Springs	Manufactured Home (On In	\$105,046	748	1962	\$1,228
824 PARADISE BLVD	Tarpon Springs	Manufactured Home (On In	\$104,660	470	1960	\$1,384
65 RACHEL DR	Tarpon Springs	Manufactured Home (On In	\$104,645	924	1971	\$1,829
105 RACHEL DR	Tarpon Springs	Manufactured Home (On In	\$103,316	960	1972	\$1,803
169 MELODY LN	Tarpon Springs	Manufactured Home (On In	\$102,768	960	1972	\$1,760
238 HARMONY WAY	Tarpon Springs	Manufactured Home (On In	\$102,328	768	1975	\$1,777
256 MARTIN LUTHER KING JR DR	Tarpon Springs	Manufactured Home (On In	\$102,147	1,368	1976	\$1,742
108 RACHEL DR	Tarpon Springs	Manufactured Home (On In	\$102,037	960	1973	\$1,778
268 NORTHGATE DR	Tarpon Springs	Manufactured Home (On In	\$101,368	774	1973	\$1,745
626 RIVER VILLAGE DR	Tarpon Springs	Manufactured Home (On In	\$100,953	637	1998	\$1,681
52 DRURY LN	Tarpon Springs	Manufactured Home (On In	\$100,846	882	1973	\$1,737
248 HARMONY WAY	Tarpon Springs	Manufactured Home (On In	\$99,861	920	1975	\$1,712
808 RIVERVIEW LN	Tarpon Springs	Manufactured Home (On In	\$99,534	1,066	1991	\$1,663
79 RACHEL DR	Tarpon Springs	Manufactured Home (On In	\$98,935	720	1973	\$1,703
1858 LILLIAN AVE	Tarpon Springs	Manufactured Home (On In	\$98,292	455	1954	\$1,808
840 PARADISE BLVD	Tarpon Springs	Manufactured Home (On In	\$97,944	460	1961	\$1,094
820 PARADISE BLVD	Tarpon Springs	Manufactured Home (On In	\$97,538	480	1971	\$1,127
615 RIVER VILLAGE DR	Tarpon Springs	Manufactured Home (On In	\$97,328	1,081	1969	\$1,589
610 RIVER VILLAGE DR	Tarpon Springs	Manufactured Home (On In	\$96,062	1,296	1983	\$1,626
607 RIVER VILLAGE DR	Tarpon Springs	Manufactured Home (On In	\$94,954	960	1989	\$1,577
149 MELODY LN	Tarpon Springs	Manufactured Home (On In	\$94,647	1,012	1972	\$1,632
67 RACHEL DR	Tarpon Springs	Manufactured Home (On In	\$94,228	922	1971	\$1,627

Address	City	Type	Market Value	Sq Ft	Year	Annual Tax
830 RIVERVIEW LN	Tarpon Springs	Manufactured Home (On In	\$93,478	1,104	1979	\$1,504
47 DRURY LN	Tarpon Springs	Manufactured Home (On In	\$92,318	1,056	1973	\$1,596
618 RIVER VILLAGE DR	Tarpon Springs	Manufactured Home (On In	\$92,259	602	1994	\$1,517
54 DRURY LN	Tarpon Springs	Manufactured Home (On In	\$92,074	684	1974	\$1,589
98 RACHEL DR	Tarpon Springs	Manufactured Home (On In	\$92,013	672	1971	\$1,589
73 RACHEL DR	Tarpon Springs	Manufactured Home (On In	\$91,924	860	1972	\$1,571
636 RIVER VILLAGE DR	Tarpon Springs	Manufactured Home (On In	\$91,814	891	1992	\$1,502
7 DRURY LN	Tarpon Springs	Manufactured Home (On In	\$90,518	912	1972	\$1,562
808 FRANCES DR	Tarpon Springs	Manufactured Home (On In	\$89,934	672	1985	\$1,466
124 MELODY LN	Tarpon Springs	Manufactured Home (On In	\$89,592	796	1971	\$1,557
853 OAKWOOD DR	Tarpon Springs	Manufactured Home (On In	\$89,372	1,152	1969	\$1,480
242 HARMONY WAY	Tarpon Springs	Manufactured Home (On In	\$89,362	960	1974	\$1,548
172 MELODY LN	Tarpon Springs	Manufactured Home (On In	\$89,244	1,128	1973	\$1,543
217 SEAGULL DR	Tarpon Springs	Manufactured Home (On In	\$89,129	1,080	1974	\$1,538
157 MELODY LN	Tarpon Springs	Manufactured Home (On In	\$88,937	720	1972	\$1,535
655 RIVER VILLAGE DR	Tarpon Springs	Manufactured Home (On In	\$88,765	780	1962	\$1,457
614 RIVER VILLAGE DR	Tarpon Springs	Manufactured Home (On In	\$88,450	1,064	1986	\$1,480
35 DRURY LN	Tarpon Springs	Manufactured Home (On In	\$88,431	684	1971	\$1,525
224 SEAGULL DR	Tarpon Springs	Manufactured Home (On In	\$87,636	900	1976	\$1,538
112 RACHEL DR	Tarpon Springs	Manufactured Home (On In	\$86,577	720	1973	\$1,509
233 DIXIE LN	Tarpon Springs	Manufactured Home (On In	\$86,103	1,296	1976	\$1,485
48 DRURY LN	Tarpon Springs	Manufactured Home (On In	\$85,930	720	1972	\$1,495
819 ST CHARLES DR	Tarpon Springs	Manufactured Home (On In	\$85,896	830	1968	\$1,404
752 DRIFTWOOD LN	Tarpon Springs	Manufactured Home (On In	\$85,433	1,040	1962	\$1,339
710 DRIFTWOOD LN	Tarpon Springs	Manufactured Home (On In	\$85,394	901	1979	\$1,437

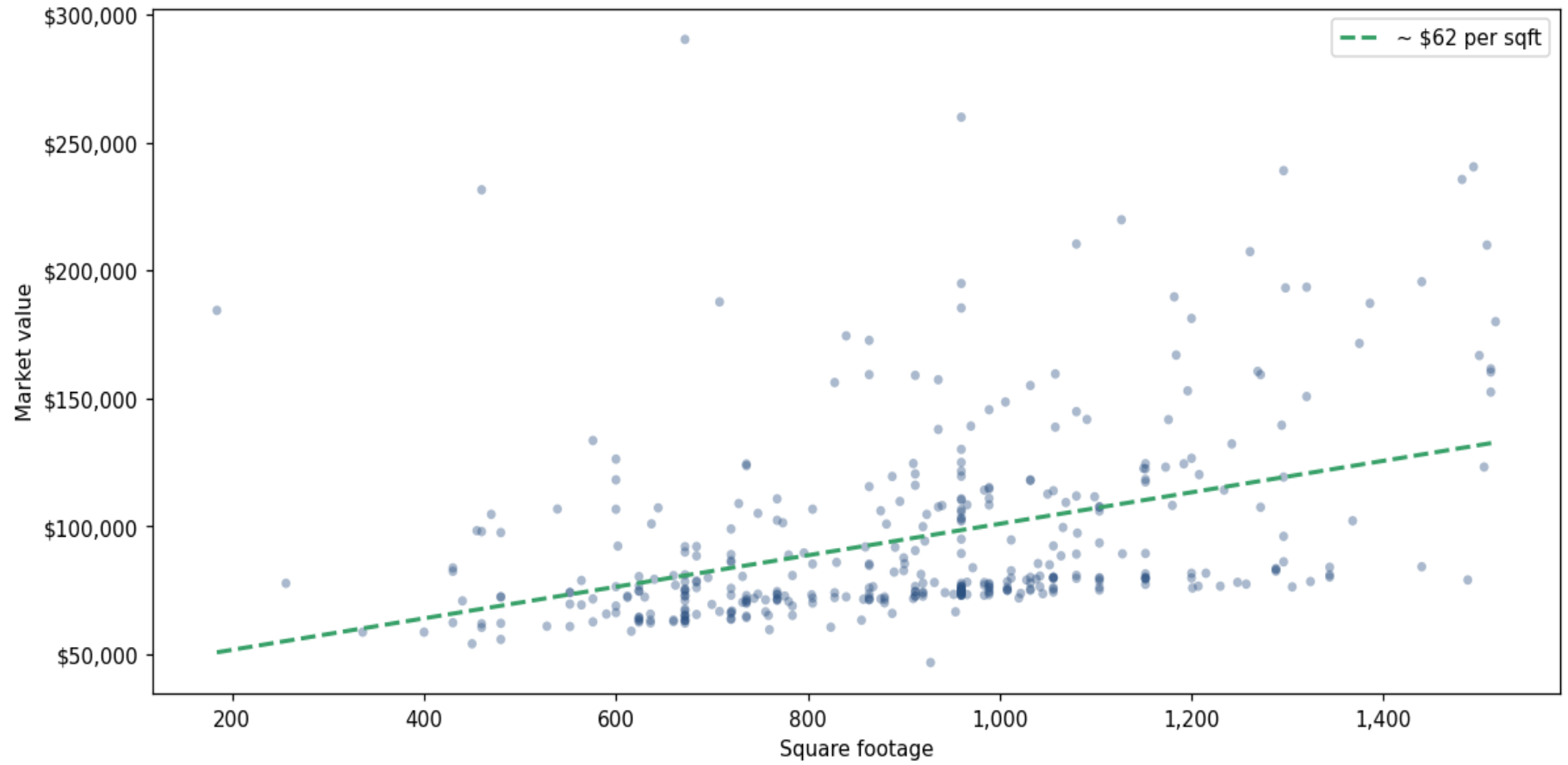
Address	City	Type	Market Value	Sq Ft	Year	Annual Tax
803 ELKAN DR	Tarpon Springs	Manufactured Home (On In	\$85,275	805	1981	\$1,396
727 DRIFTWOOD LN	Tarpon Springs	Manufactured Home (On In	\$85,266	864	1969	\$1,448
722 DRIFTWOOD LN	Tarpon Springs	Manufactured Home (On In	\$84,937	1,052	1969	\$1,427
1223 LIVE OAK PKWY	Tarpon Springs	Manufactured Home (On In	\$84,683	864	1973	\$1,243
843 PARADISE BLVD	Tarpon Springs	Manufactured Home (On In	\$84,189	1,440	1974	\$1,407
170 MELODY LN	Tarpon Springs	Manufactured Home (On In	\$83,975	1,344	1971	\$2,487
651 RIVER VILLAGE DR	Tarpon Springs	Manufactured Home (On In	\$83,809	972	1958	\$1,296
756 DRIFTWOOD LN	Tarpon Springs	Manufactured Home (On In	\$83,723	430	1960	\$1,369
269 NORTHGATE DR	Tarpon Springs	Manufactured Home (On In	\$83,444	1,288	1973	\$1,492
22 DRURY LN	Tarpon Springs	Manufactured Home (On In	\$83,130	1,288	1972	\$1,487
191 ROYAL PALM DR	Tarpon Springs	Manufactured Home (On In	\$82,690	900	1976	\$1,428
826 RIVERVIEW LN	Tarpon Springs	Manufactured Home (On In	\$82,615	1,012	1962	\$1,289
185 ROYAL PALM DR	Tarpon Springs	Manufactured Home (On In	\$82,492	1,288	1972	\$1,475
802 RIVERVIEW LN	Tarpon Springs	Manufactured Home (On In	\$82,401	430	1958	\$1,368
701 DRIFTWOOD LN	Tarpon Springs	Manufactured Home (On In	\$82,102	890	1959	\$1,314
80 RACHEL DR	Tarpon Springs	Manufactured Home (On In	\$81,652	1,215	1973	\$1,433
187 ROYAL PALM DR	Tarpon Springs	Manufactured Home (On In	\$81,640	1,200	1973	\$1,464
109 RACHEL DR	Tarpon Springs	Manufactured Home (On In	\$81,415	1,152	1973	\$1,409
134 MELODY LN	Tarpon Springs	Manufactured Home (On In	\$81,202	918	1988	\$1,401
630 RIVER VILLAGE DR	Tarpon Springs	Manufactured Home (On In	\$81,034	672	1975	\$1,349
42 DRURY LN	Tarpon Springs	Manufactured Home (On In	\$81,004	1,344	1972	\$1,445
125 MELODY LN	Tarpon Springs	Manufactured Home (On In	\$80,831	1,080	1972	\$1,447
715 DRIFTWOOD LN	Tarpon Springs	Manufactured Home (On In	\$80,771	784	1971	\$1,321
601 RIVER VILLAGE DR	Tarpon Springs	Manufactured Home (On In	\$80,725	660	1972	\$1,360
148 MELODY LN	Tarpon Springs	Manufactured Home (On In	\$80,551	1,042	1974	\$1,439

Address	City	Type	Market Value	Sq Ft	Year	Annual Tax
723 DRIFTWOOD LN	Tarpon Springs	Manufactured Home (On In	\$80,426	732	1973	\$1,346
1989 CAROLINA AVE	Tarpon Springs	Manufactured Home (On In	\$80,350	624	1971	\$1,494
158 MELODY LN	Tarpon Springs	Manufactured Home (On In	\$80,172	1,344	1972	\$1,407
266 DIXIE LN	Tarpon Springs	Manufactured Home (On In	\$80,162	1,056	1974	\$1,431
83 RACHEL DR	Tarpon Springs	Manufactured Home (On In	\$80,101	1,152	1974	\$1,430
251 HARMONY WAY	Tarpon Springs	Manufactured Home (On In	\$80,067	1,032	1976	\$1,405
29 DRURY LN	Tarpon Springs	Manufactured Home (On In	\$79,959	1,056	1974	\$1,399
719 DRIFTWOOD LN	Tarpon Springs	Manufactured Home (On In	\$79,951	696	1967	\$1,776
75 RACHEL DR	Tarpon Springs	Manufactured Home (On In	\$79,938	1,056	1972	\$1,430
236 HARMONY WAY	Tarpon Springs	Manufactured Home (On In	\$79,908	1,152	1981	\$1,431
186 ROYAL PALM DR	Tarpon Springs	Manufactured Home (On In	\$79,908	1,104	1973	\$1,441
176 MELODY LN	Tarpon Springs	Manufactured Home (On In	\$79,778	1,200	1973	\$1,426

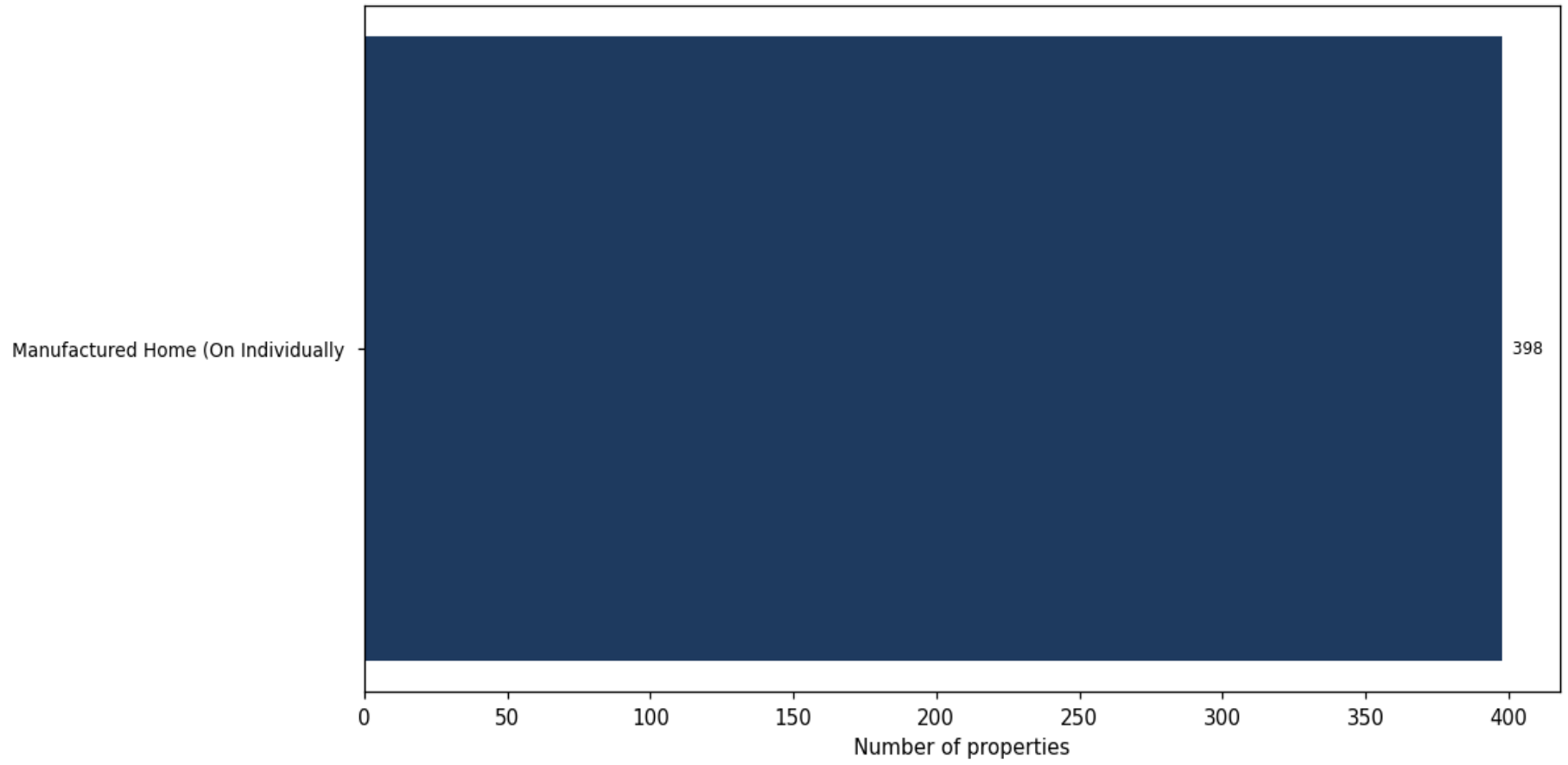
Market value distribution (n=398, top 1% trimmed for readability)



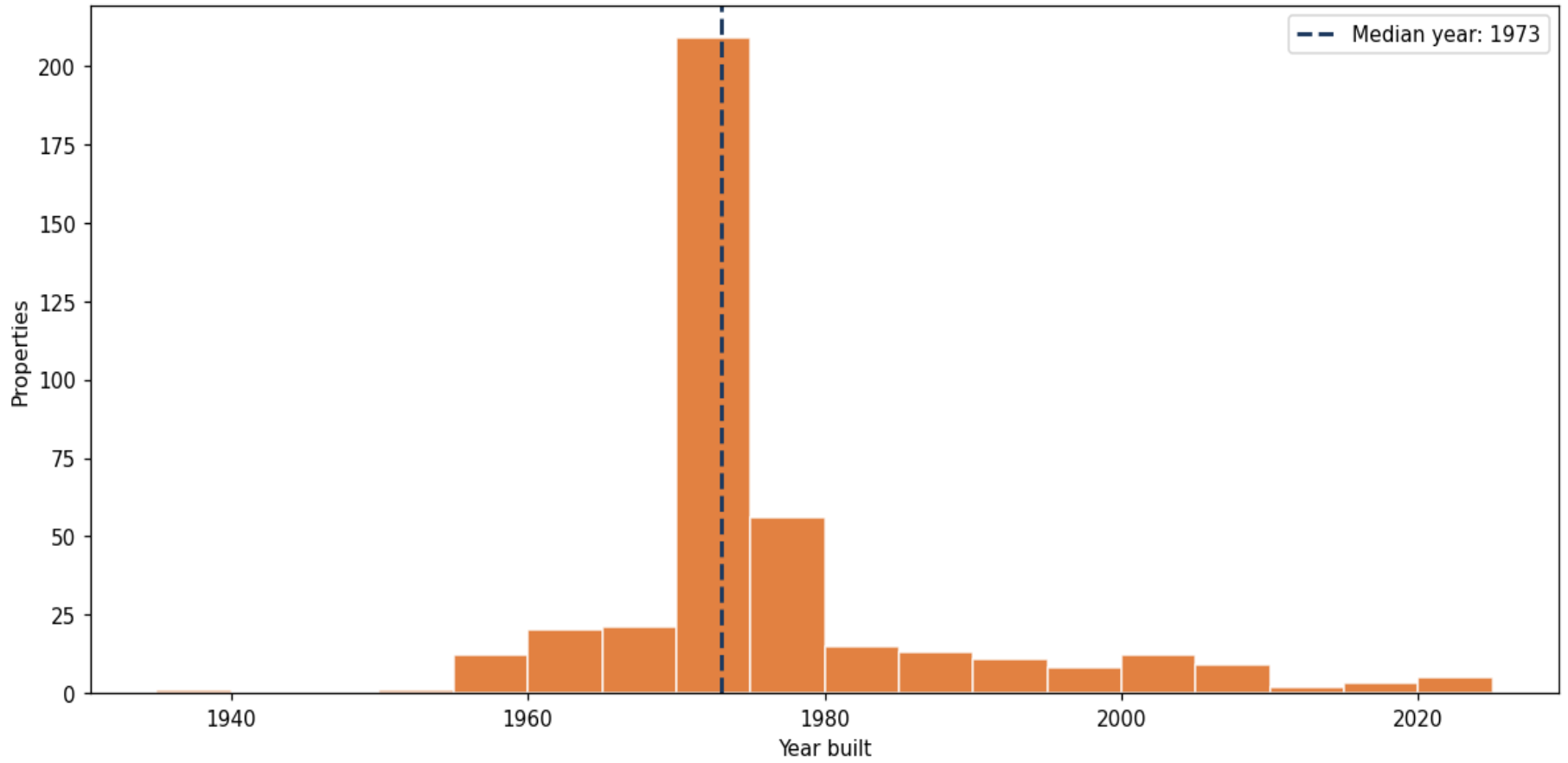
Building size vs. market value (n=389, outliers trimmed)



Top property types by count



Year built distribution (5-year buckets)



Market value vs. assessed value (gap = untaxed appreciation)

