

# Pinellas Property Market Report

37 matching properties • May 30, 2026

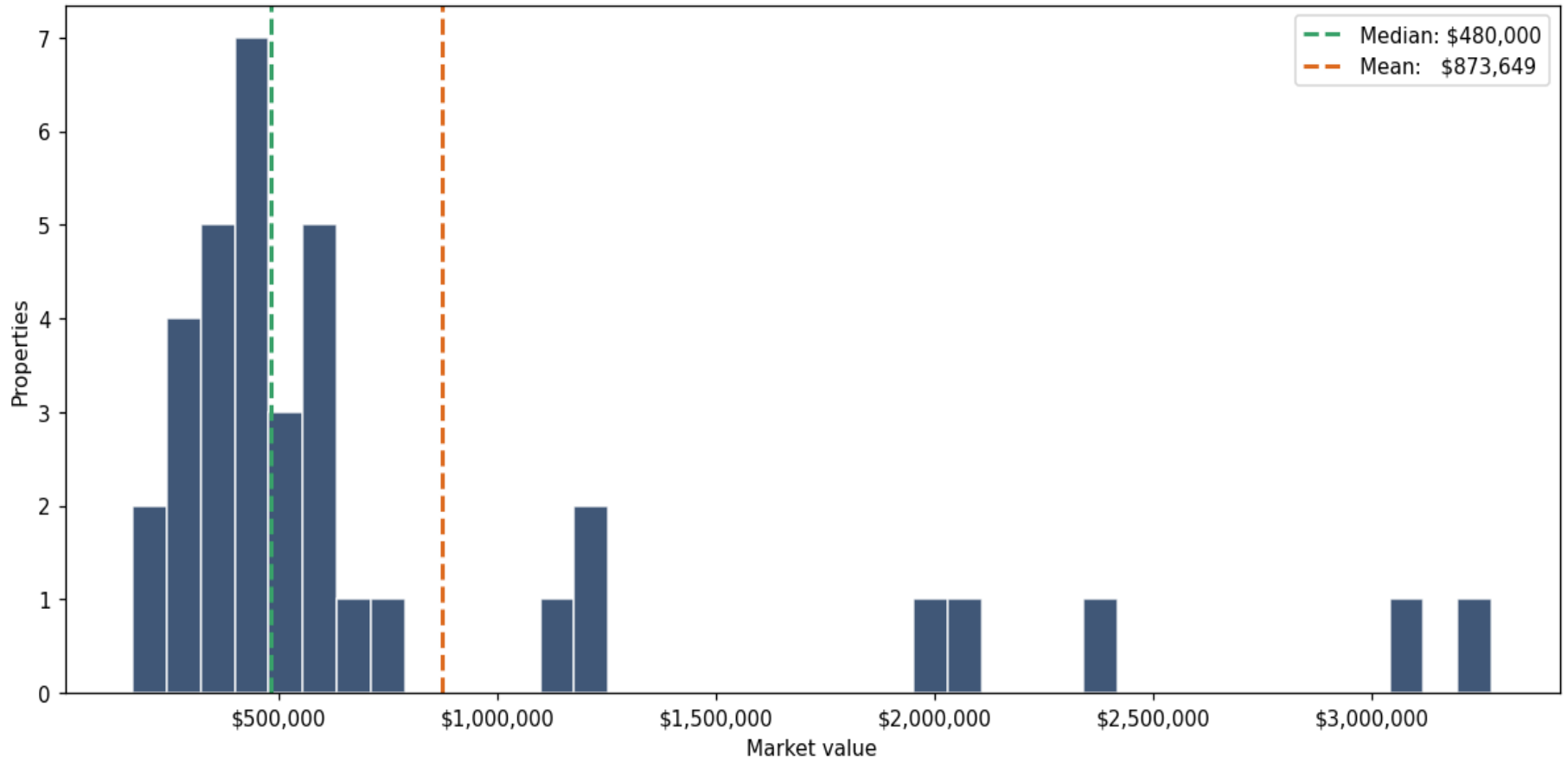
Filters applied	Headline numbers
<b>City:</b> Tarpon Springs	<b>Properties matched:</b> 37
<b>Property type:</b> Light Manufacturing	<b>Median market value:</b> \$480,000
	<b>Mean market value:</b> \$873,649
	<b>Min / Max:</b> \$165,000 / \$3,525,000
	<b>Mean square footage:</b> 14,216

## Top 37 properties by market value

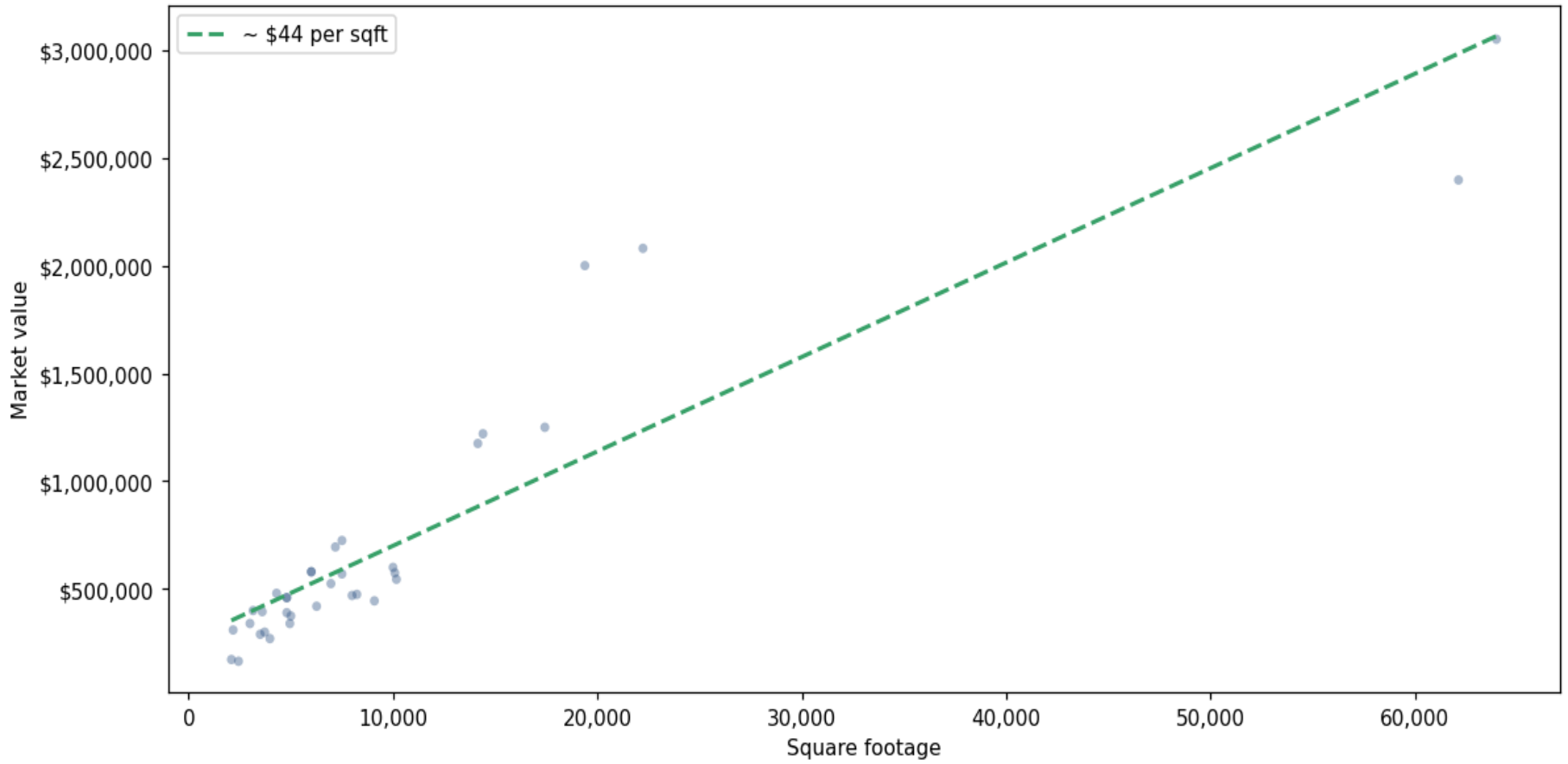
Address	City	Type	Market Value	Sq Ft	Year	Annual Tax
811 LIVE OAK ST	Tarpon Springs	Light Manufacturing	\$3,525,000	79,413	1955	\$69,603
955 LIVE OAK ST	Tarpon Springs	Light Manufacturing	\$3,275,000	73,601	1956	\$64,612
805 LIVE OAK ST	Tarpon Springs	Light Manufacturing	\$3,050,000	63,993	1973	\$58,490
300 PAMPAS AVE	Tarpon Springs	Light Manufacturing	\$2,397,000	62,140	1966	\$46,057
855 PINE ST	Tarpon Springs	Light Manufacturing	\$2,080,000	22,230	1989	\$39,558
1827 INDUSTRIAL BLVD	Tarpon Springs	Light Manufacturing	\$2,000,000	19,388	1999	\$38,334
500 ANCLOTE RD	Tarpon Springs	Light Manufacturing	\$1,250,000	17,429	1983	\$23,140
904 ANCLOTE RD	Tarpon Springs	Light Manufacturing	\$1,220,000	14,400	1980	\$23,547
110 ATHENS ST	Tarpon Springs	Light Manufacturing	\$1,175,000	14,150	1931	\$22,605
727 WESLEY AVE	Tarpon Springs	Light Manufacturing	\$725,000	7,500	1997	\$14,222
707 WESLEY AVE	Tarpon Springs	Light Manufacturing	\$695,000	7,180	1995	\$13,563
1487 SAVANNAH AVE # A	Tarpon Springs	Light Manufacturing	\$600,000	10,000	1989	\$11,208
711 WESLEY AVE	Tarpon Springs	Light Manufacturing	\$580,000	6,000	1995	\$11,397

Address	City	Type	Market Value	Sq Ft	Year	Annual Tax
715 WESLEY AVE	Tarpon Springs	Light Manufacturing	\$580,000	6,000	1996	\$11,397
904 LIVE OAK ST	Tarpon Springs	Light Manufacturing	\$575,000	10,088	1959	\$11,962
401 E SPRUCE ST	Tarpon Springs	Light Manufacturing	\$570,000	7,500	1984	\$11,302
207 S DISSTON AVE	Tarpon Springs	Light Manufacturing	\$545,000	10,166	1946	\$10,587
770 N GROSSE AVE	Tarpon Springs	Light Manufacturing	\$525,000	6,960	1985	\$10,455
736 WESLEY AVE	Tarpon Springs	Light Manufacturing	\$480,000	4,300	2002	\$9,230
24 S WALTON AVE	Tarpon Springs	Light Manufacturing	\$475,000	8,231	1946	\$9,795
19 W OAKWOOD ST	Tarpon Springs	Light Manufacturing	\$470,000	7,994	1964	\$8,383
204 TARPON INDUSTRIAL DR	Tarpon Springs	Light Manufacturing	\$460,000	4,800	1992	\$9,042
205 TARPON INDUSTRIAL DR	Tarpon Springs	Light Manufacturing	\$460,000	4,800	1986	\$9,042
E SPRUCE ST	Tarpon Springs	Light Manufacturing	\$445,000	9,089	1983	\$9,042
906 VERONA PL	Tarpon Springs	Light Manufacturing	\$420,000	6,260	1984	\$8,477
420 E LEMON ST	Tarpon Springs	Light Manufacturing	\$400,000	3,150	1971	\$8,006
740 WESLEY AVE	Tarpon Springs	Light Manufacturing	\$395,000	3,600	1999	\$7,629
809 S SAFFORD AVE	Tarpon Springs	Light Manufacturing	\$390,000	4,800	1987	\$7,704
147 E OAKWOOD ST	Tarpon Springs	Light Manufacturing	\$375,000	5,000	1973	\$7,158
153 E OAKWOOD ST	Tarpon Springs	Light Manufacturing	\$340,000	4,950	1959	\$6,744
757 WESLEY AVE	Tarpon Springs	Light Manufacturing	\$340,000	3,000	1995	\$6,687
115 S RING AVE	Tarpon Springs	Light Manufacturing	\$310,000	2,174	1932	\$6,122
26 HIGHLAND RD	Tarpon Springs	Light Manufacturing	\$300,000	3,720	1969	\$5,785
125 E LIME ST	Tarpon Springs	Light Manufacturing	\$290,000	3,500	1996	\$5,840
153 E OAKWOOD ST	Tarpon Springs	Light Manufacturing	\$270,000	3,976	1966	\$5,425
125 E LIME ST	Tarpon Springs	Light Manufacturing	\$173,000	2,090	1999	\$3,485
155 E OAKWOOD ST	Tarpon Springs	Light Manufacturing	\$165,000	2,438	1951	\$3,315

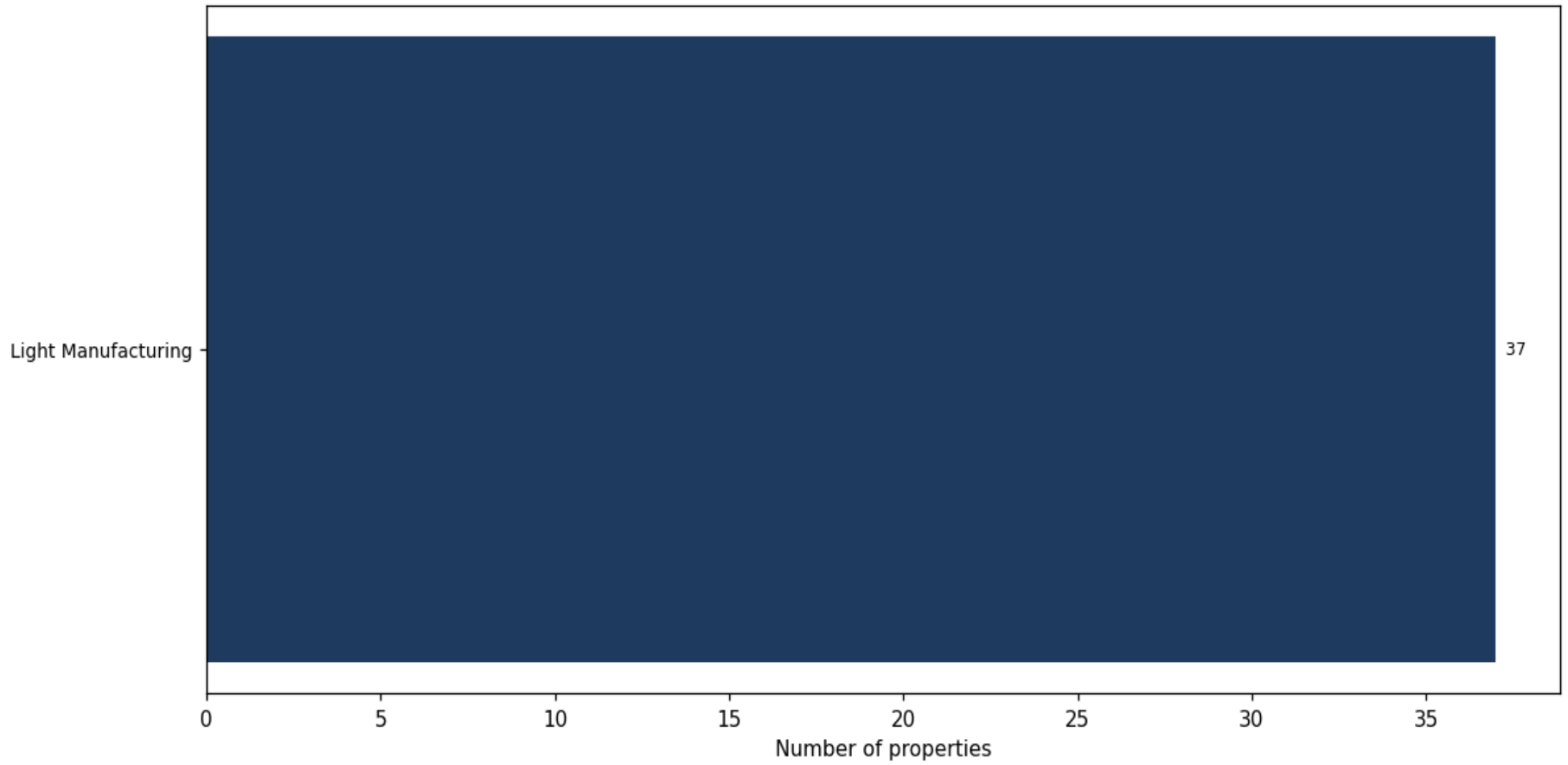
**Market value distribution (n=37, top 1% trimmed for readability)**



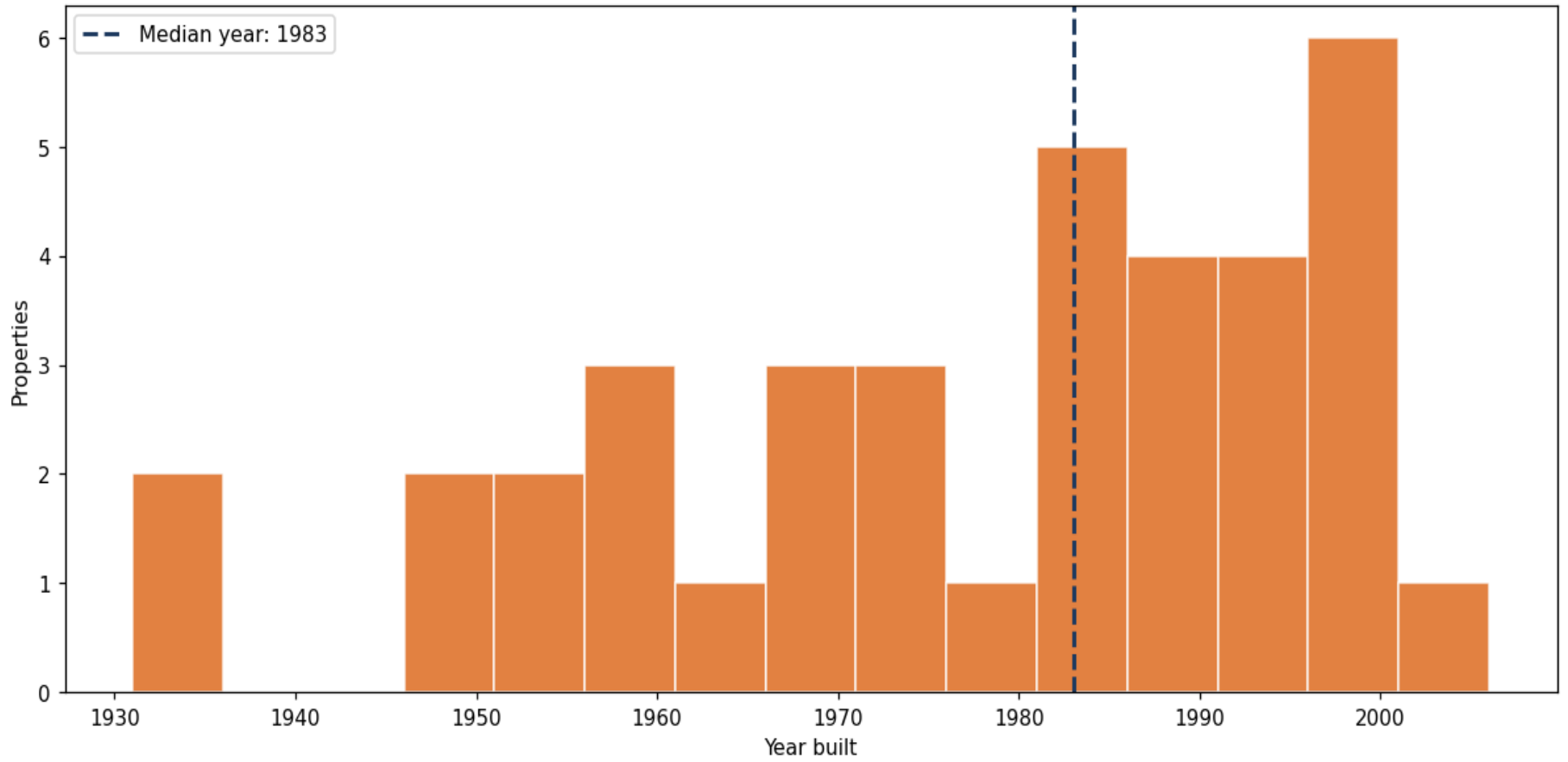
**Building size vs. market value (n=35, outliers trimmed)**



### Top property types by count



**Year built distribution (5-year buckets)**



**Market value vs. assessed value (gap = untaxed appreciation)**

