

Pinellas Property Market Report

74 matching properties • May 30, 2026

Filters applied	Headline numbers
City: Tarpon Springs	Properties matched: 74
Property type: General Warehouse	Median market value: \$690,000
	Mean market value: \$833,310
	Min / Max: \$87,000 / \$2,625,000
	Mean square footage: 9,396

Top 74 properties by market value

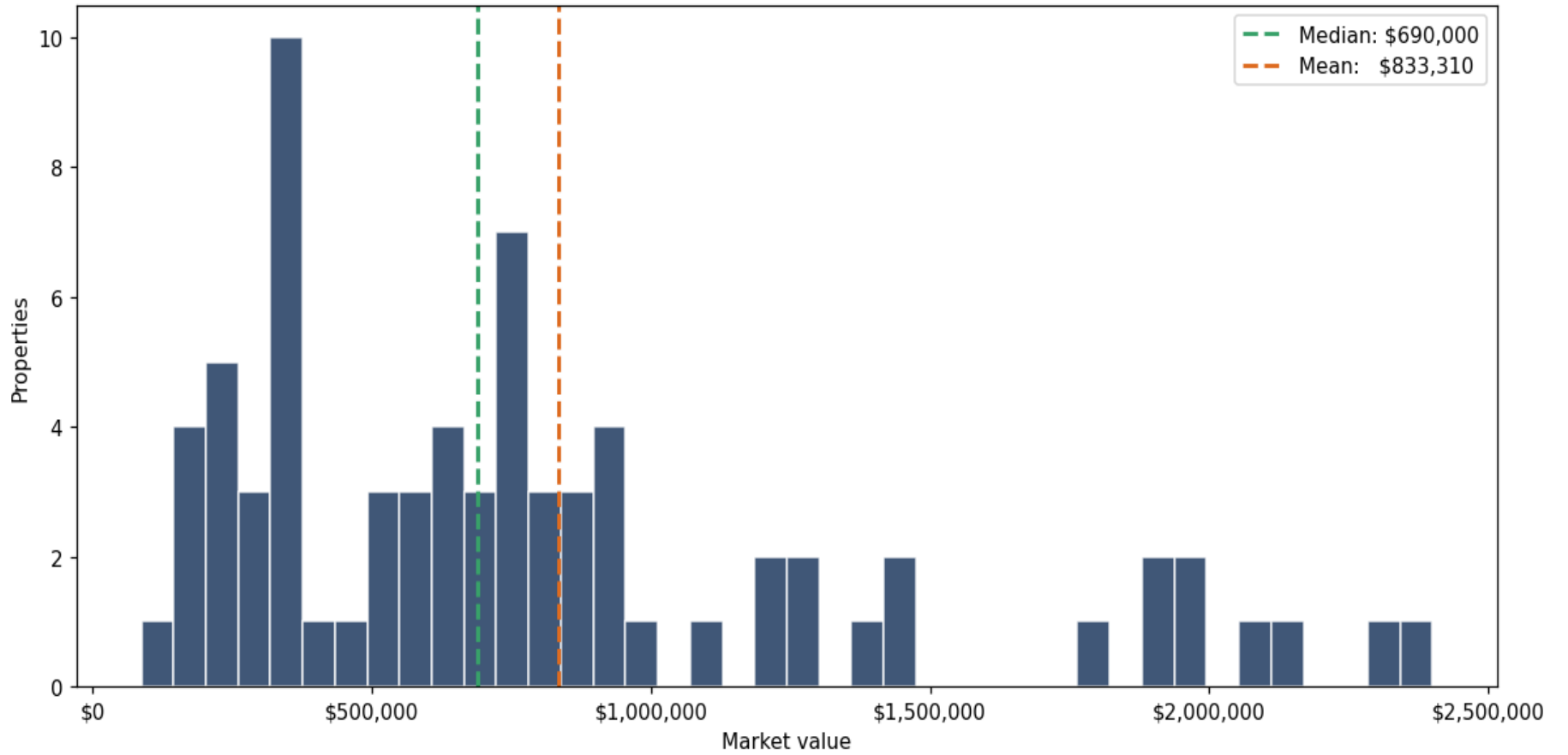
Address	City	Type	Market Value	Sq Ft	Year	Annual Tax
435 BRADY RD	Tarpon Springs	General Warehouse	\$2,625,000	24,000	2022	\$50,107
1595 NORTH BEND DR	Tarpon Springs	General Warehouse	\$2,400,000	24,000	2024	\$45,963
495 BRADY RD	Tarpon Springs	General Warehouse	\$2,300,000	24,000	2023	\$43,796
41916 US HIGHWAY 19 N	Tarpon Springs	General Warehouse	\$2,150,000	24,400	2005	\$42,384
1568 NORTH BEND DR	Tarpon Springs	General Warehouse	\$2,100,000	20,000	2024	\$41,065
728 WESLEY AVE	Tarpon Springs	General Warehouse	\$1,975,000	22,950	2002	\$38,145
440 S PINELLAS AVE	Tarpon Springs	General Warehouse	\$1,960,000	25,436	1924	\$37,863
716 WESLEY AVE	Tarpon Springs	General Warehouse	\$1,900,000	22,000	1997	\$36,733
720 WESLEY AVE	Tarpon Springs	General Warehouse	\$1,900,000	22,000	1999	\$36,733
1430 L AND R INDUSTRIAL BLVD	Tarpon Springs	General Warehouse	\$1,790,000	17,734	1985	\$34,378
1087 ISLAND AVE	Tarpon Springs	General Warehouse	\$1,450,000	35,220	1966	\$27,569
425 E SPRUCE ST	Tarpon Springs	General Warehouse	\$1,450,000	24,450	1953	\$28,538
769 WESLEY AVE	Tarpon Springs	General Warehouse	\$1,415,000	16,000	2004	\$27,879

Address	City	Type	Market Value	Sq Ft	Year	Annual Tax
1300 L AND R INDUSTRIAL BLVD	Tarpon Springs	General Warehouse	\$1,250,000	14,280	1985	\$24,488
1078 ISLAND AVE	Tarpon Springs	General Warehouse	\$1,245,000	5,740	1945	\$23,735
1058 ISLAND AVE	Tarpon Springs	General Warehouse	\$1,224,000	3,704	1975	\$24,017
1596 NORTH BEND DR	Tarpon Springs	General Warehouse	\$1,220,000	10,400	2022	\$23,076
712 WESLEY AVE # B	Tarpon Springs	General Warehouse	\$1,115,000	12,150	1999	\$21,945
744 ANCLOTE RD	Tarpon Springs	General Warehouse	\$985,000	11,100	2004	\$18,530
736 ANCLOTE RD	Tarpon Springs	General Warehouse	\$950,000	10,750	2005	\$17,897
39980 US HIGHWAY 19 N	Tarpon Springs	General Warehouse	\$950,000	14,100	1985	\$19,779
704 ANCLOTE RD	Tarpon Springs	General Warehouse	\$930,000	10,500	2006	\$17,626
773 WESLEY AVE	Tarpon Springs	General Warehouse	\$900,000	6,918	1980	\$17,330
712 ANCLOTE RD	Tarpon Springs	General Warehouse	\$890,000	10,060	2006	\$16,722
1820 S PINELLAS AVE	Tarpon Springs	General Warehouse	\$875,000	12,000	1999	\$17,895
39962 US HIGHWAY 19 N	Tarpon Springs	General Warehouse	\$855,000	12,720	1985	\$17,895
728 ANCLOTE RD	Tarpon Springs	General Warehouse	\$835,000	9,407	2004	\$15,728
460 E LEMON ST	Tarpon Springs	General Warehouse	\$790,000	10,800	1983	\$15,597
110 E BOYER ST	Tarpon Springs	General Warehouse	\$790,000	12,040	1983	\$16,012
719 WESLEY AVE	Tarpon Springs	General Warehouse	\$775,000	8,000	2001	\$15,164
723 WESLEY AVE	Tarpon Springs	General Warehouse	\$775,000	8,000	2001	\$15,164
1575 RAINVILLE RD	Tarpon Springs	General Warehouse	\$765,000	7,000	2004	\$14,191
720 ANCLOTE RD	Tarpon Springs	General Warehouse	\$750,000	8,440	2005	\$14,101
1040 ISLAND AVE	Tarpon Springs	General Warehouse	\$745,000	2,400	1968	\$13,739
451 LEMON ST	Tarpon Springs	General Warehouse	\$725,000	8,000	2020	\$14,410
150 RAINVILLE RD	Tarpon Springs	General Warehouse	\$725,000	6,000	1986	\$14,034
777 WESLEY AVE	Tarpon Springs	General Warehouse	\$690,000	7,920	1997	\$13,563
735 WESLEY AVE	Tarpon Springs	General Warehouse	\$690,000	7,154	2005	\$13,563

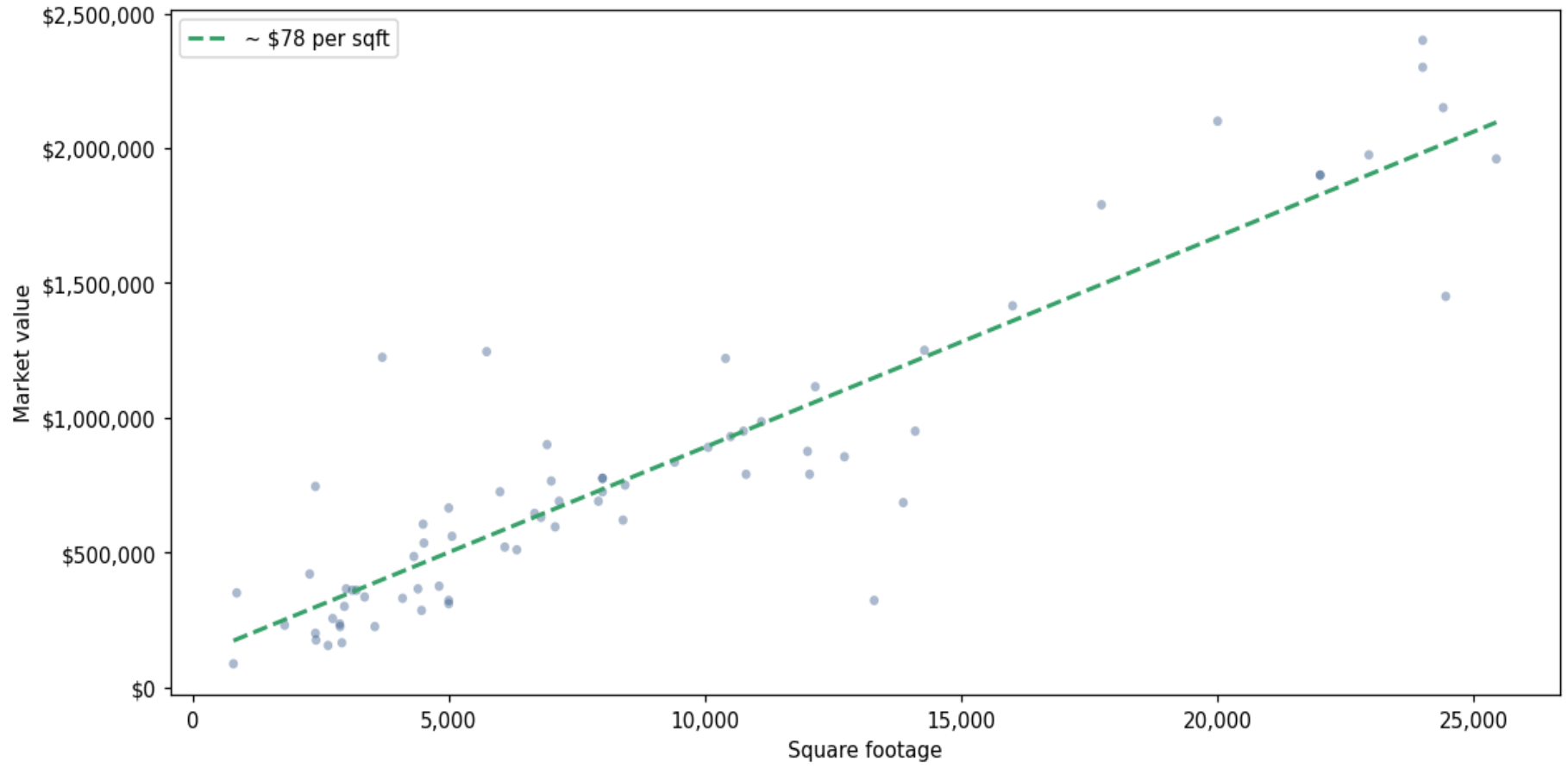
Address	City	Type	Market Value	Sq Ft	Year	Annual Tax
509 N PINELLAS AVE	Tarpon Springs	General Warehouse	\$685,000	13,867	1957	\$13,845
1567 NORTH BEND DR	Tarpon Springs	General Warehouse	\$665,000	5,000	2022	\$12,998
743 WESLEY AVE	Tarpon Springs	General Warehouse	\$645,000	6,675	2002	\$12,621
201 S LEVIS AVE	Tarpon Springs	General Warehouse	\$630,000	6,800	2008	\$12,244
806 ANCLOTE RD	Tarpon Springs	General Warehouse	\$620,000	8,400	1979	\$11,389
1553 NORTH BEND DR	Tarpon Springs	General Warehouse	\$605,000	4,500	2023	\$11,773
433 PLAZA DR	Tarpon Springs	General Warehouse	\$595,000	7,076	2002	\$11,208
185 ANCLOTE BLVD	Tarpon Springs	General Warehouse	\$560,000	5,064	2000	\$10,214
1738 S PINELLAS AVE	Tarpon Springs	General Warehouse	\$535,000	4,516	1994	\$10,360
120 S RING AVE	Tarpon Springs	General Warehouse	\$520,000	6,094	1976	\$12,998
338 E LEMON ST	Tarpon Springs	General Warehouse	\$510,000	6,328	1940	\$10,134
731 WESLEY AVE	Tarpon Springs	General Warehouse	\$485,000	4,320	2000	\$9,230
501 E LEMON ST	Tarpon Springs	General Warehouse	\$420,000	2,288	1949	\$8,100
301 S PINELLAS AVE	Tarpon Springs	General Warehouse	\$375,000	4,812	1972	\$7,535
375 S SAFFORD AVE	Tarpon Springs	General Warehouse	\$365,000	4,400	2002	\$8,288
321 N SAFFORD AVE	Tarpon Springs	General Warehouse	\$365,000	3,000	1999	\$7,158
950 ROOSEVELT BLVD	Tarpon Springs	General Warehouse	\$360,000	3,200	1976	\$6,970
1885 S PINELLAS AVE	Tarpon Springs	General Warehouse	\$360,000	3,120	2012	\$6,779
589 ISLAND DR	Tarpon Springs	General Warehouse	\$350,000	864	1966	\$6,819
952 BECKETT WAY	Tarpon Springs	General Warehouse	\$335,000	3,360	2000	\$6,593
138 E BOYER ST	Tarpon Springs	General Warehouse	\$330,000	4,100	1950	\$6,310
1540 NORTH BEND DR	Tarpon Springs	General Warehouse	\$321,983	13,300	2025	\$27,502
1554 NORTH BEND DR	Tarpon Springs	General Warehouse	\$321,983	5,000	2025	\$13,600
159 E OAKWOOD ST	Tarpon Springs	General Warehouse	\$310,000	5,000	1971	\$6,310
907 BACKWATER DR	Tarpon Springs	General Warehouse	\$300,000	2,964	2013	\$6,028

Address	City	Type	Market Value	Sq Ft	Year	Annual Tax
906 LIVE OAK ST	Tarpon Springs	General Warehouse	\$285,000	4,470	1966	\$5,745
220 S SAFFORD AVE	Tarpon Springs	General Warehouse	\$255,000	2,736	1974	\$5,180
900 BACKWATER DR	Tarpon Springs	General Warehouse	\$235,000	2,875	1986	\$4,709
444 E LEMON ST	Tarpon Springs	General Warehouse	\$230,000	1,800	1964	\$4,521
26 W PARK ST	Tarpon Springs	General Warehouse	\$225,000	3,558	1926	\$4,427
114 E BOYER ST	Tarpon Springs	General Warehouse	\$225,000	2,881	1979	\$4,521
526 E LEMON ST	Tarpon Springs	General Warehouse	\$200,000	2,400	1968	\$3,956
12 E PINE ST	Tarpon Springs	General Warehouse	\$175,000	2,412	1931	\$3,579
23 W PARK AVE	Tarpon Springs	General Warehouse	\$165,000	2,916	1909	\$3,297
23 ADA ST	Tarpon Springs	General Warehouse	\$155,000	2,646	1954	\$2,939
HOPE ST	Tarpon Springs	General Warehouse	\$87,000	800	1958	\$1,695

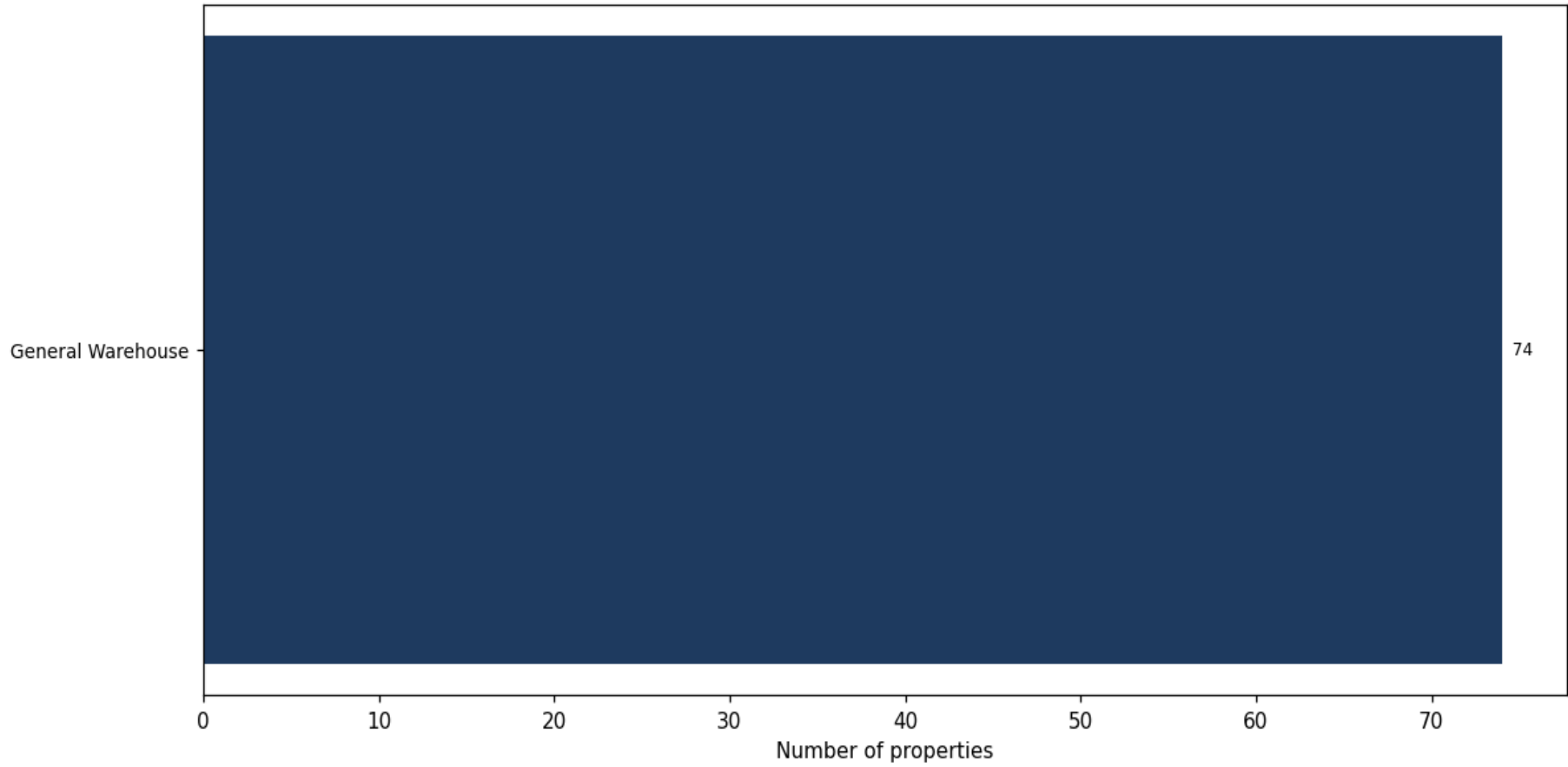
Market value distribution (n=74, top 1% trimmed for readability)



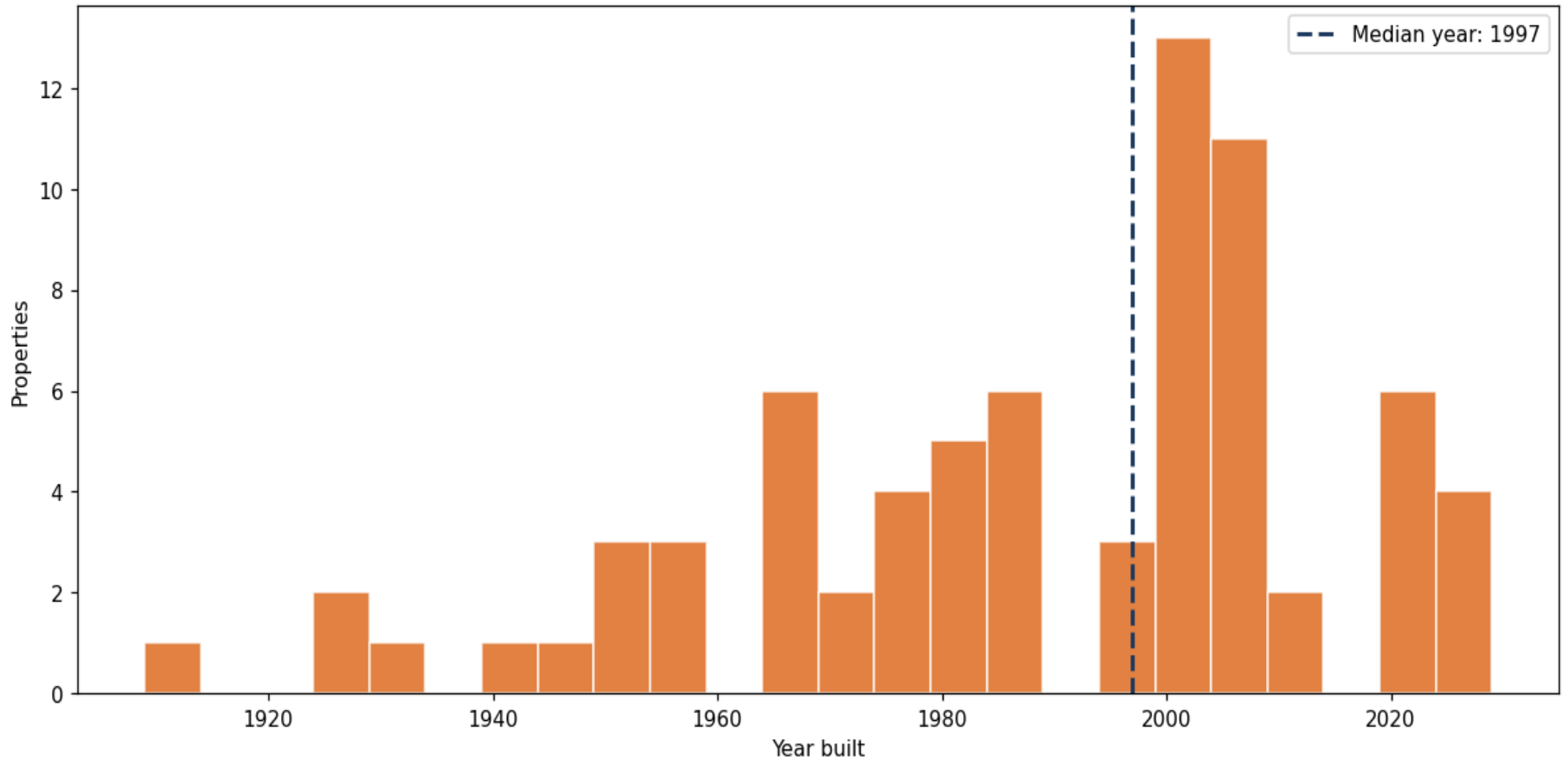
Building size vs. market value (n=72, outliers trimmed)



Top property types by count



Year built distribution (5-year buckets)



Market value vs. assessed value (gap = untaxed appreciation)

