

# Pinellas Property Market Report

73 matching properties • May 31, 2026

Filters applied	Headline numbers
<b>City:</b> Tarpon Springs	<b>Properties matched:</b> 73
<b>Property type:</b> General Office	<b>Median market value:</b> \$325,000
	<b>Mean market value:</b> \$490,453
	<b>Min / Max:</b> \$101,000 / \$5,550,000
	<b>Mean square footage:</b> 5,044

## Top 73 properties by market value

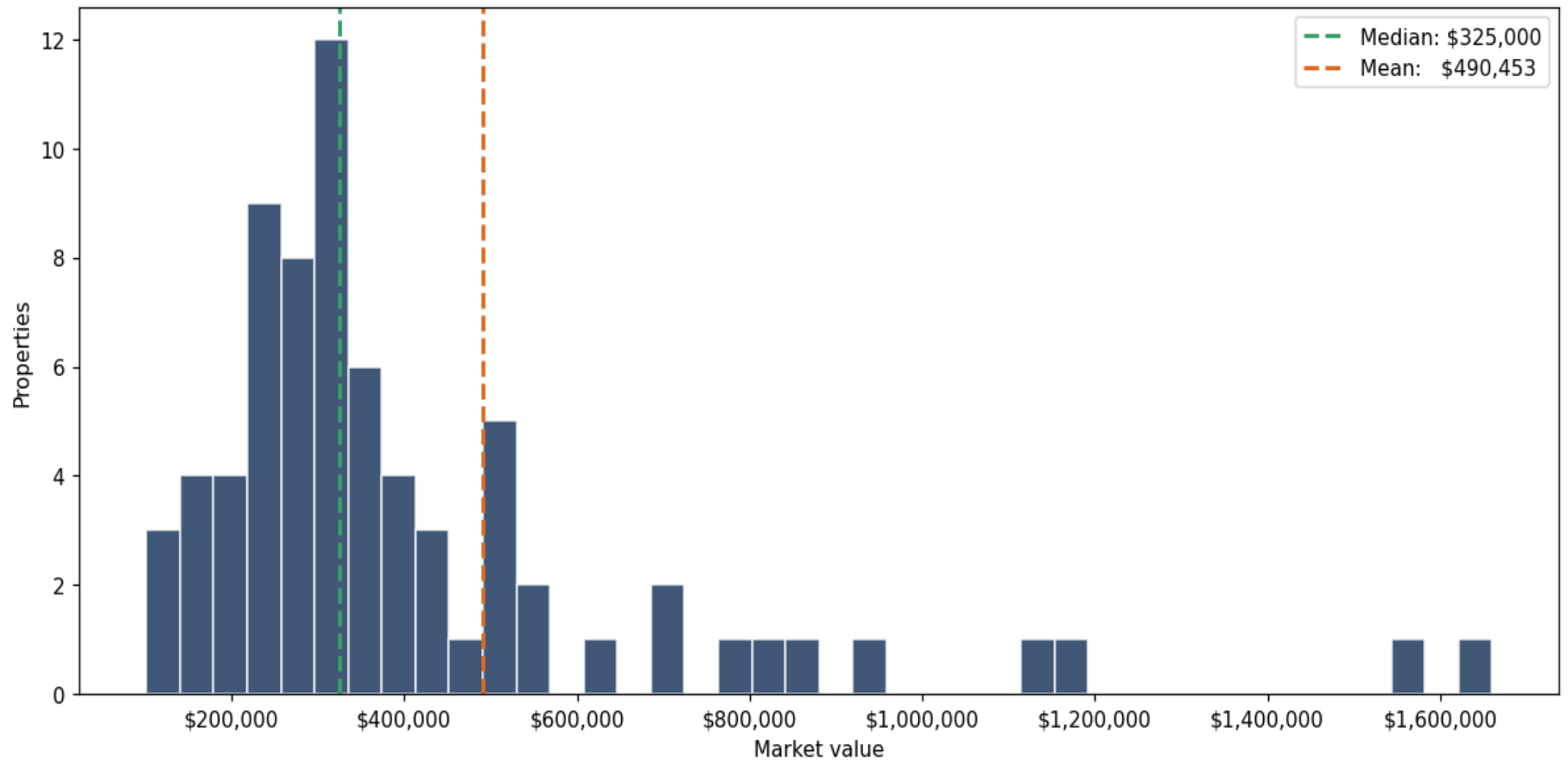
Address	City	Type	Market Value	Sq Ft	Year	Annual Tax
905 E MARTIN LUTHER KING JR DR	Tarpon Springs	General Office Bldg - mu	\$5,550,000	76,908	1986	\$104,641
177 ANCLOTE RD	Tarpon Springs	General Office	\$1,660,000	36,660	1970	\$32,023
210 S PINELLAS AVE	Tarpon Springs	General Office Bldg - mu	\$1,575,000	38,834	1921	\$32,645
202 E CENTER ST # A	Tarpon Springs	General Office	\$1,180,000	8,950	2004	\$22,887
116 S PINELLAS AVE	Tarpon Springs	General Office Bldg - mu	\$1,150,000	13,606	1961	\$21,757
26 W ORANGE ST	Tarpon Springs	General Office	\$950,000	3,320	1900	\$19,308
1400 LAKE TARPON AVE	Tarpon Springs	General Office	\$875,000	4,280	2020	\$16,671
623 E TARPON AVE	Tarpon Springs	General Office	\$815,000	8,862	1966	\$15,635
23 E TARPON AVE	Tarpon Springs	General Office	\$800,000	9,913	1904	\$15,352
135 E LEMON ST	Tarpon Springs	General Office	\$715,000	6,786	1961	\$13,469
1414 LAKE TARPON AVE	Tarpon Springs	General Office	\$710,000	5,272	1976	\$13,666
1844 N PINELLAS AVE	Tarpon Springs	General Office	\$625,000	6,716	1979	\$11,570
39780 US HIGHWAY 19 N	Tarpon Springs	General Office	\$550,500	3,678	1981	\$10,549

Address	City	Type	Market Value	Sq Ft	Year	Annual Tax
1322 N PINELLAS AVE	Tarpon Springs	General Office	\$542,500	824	1971	\$9,988
1787 S PINELLAS AVE	Tarpon Springs	General Office	\$515,000	4,500	2000	\$9,795
1 N PINELLAS AVE	Tarpon Springs	General Office	\$510,000	4,860	1951	\$9,833
229 E LEMON ST # A	Tarpon Springs	General Office	\$505,000	4,744	1957	\$9,795
100 S PINELLAS AVE	Tarpon Springs	General Office	\$500,000	7,944	1925	\$9,984
301 E TARPON AVE	Tarpon Springs	General Office	\$495,000	3,848	1926	\$9,607
46 W LEMON ST	Tarpon Springs	General Office	\$480,000	3,209	1990	\$9,042
433 E TARPON AVE	Tarpon Springs	General Office	\$445,000	3,357	1999	\$8,571
18 N RING AVE	Tarpon Springs	General Office	\$440,000	1,581	1926	\$7,912
22 N SAFFORD AVE	Tarpon Springs	General Office	\$420,000	2,470	1936	\$8,138
415 S PINELLAS AVE	Tarpon Springs	General Office	\$408,500	3,580	1949	\$7,770
1954 S PINELLAS AVE	Tarpon Springs	General Office	\$405,000	1,700	1959	\$7,723
1247 S PINELLAS AVE	Tarpon Springs	General Office	\$405,000	2,882	1989	\$7,629
600 E TARPON AVE	Tarpon Springs	General Office	\$395,500	2,545	1957	\$7,638
1727 S PINELLAS AVE	Tarpon Springs	General Office	\$370,000	1,746	1920	\$6,689
222 E TARPON AVE	Tarpon Springs	General Office	\$365,042	5,820	1946	\$6,668
1825 S PINELLAS AVE	Tarpon Springs	General Office	\$363,500	3,186	1956	\$6,689
1 E TARPON AVE	Tarpon Springs	General Office	\$345,000	4,640	1925	\$6,687
11 E ORANGE ST	Tarpon Springs	General Office	\$338,500	5,094	1976	\$6,537
42674 US HIGHWAY 19 N	Tarpon Springs	General Office	\$335,000	2,969	1985	\$6,499
1021 E OAKWOOD ST	Tarpon Springs	General Office	\$332,500	2,924	1983	\$6,593
30 N RING AVE	Tarpon Springs	General Office	\$330,500	2,866	1983	\$6,405
500 E TARPON AVE	Tarpon Springs	General Office	\$326,500	2,240	1957	\$6,216
53 W TARPON AVE	Tarpon Springs	General Office	\$325,000	2,532	1900	\$6,593
520 E TARPON AVE	Tarpon Springs	General Office	\$320,000	1,925	2004	\$6,028

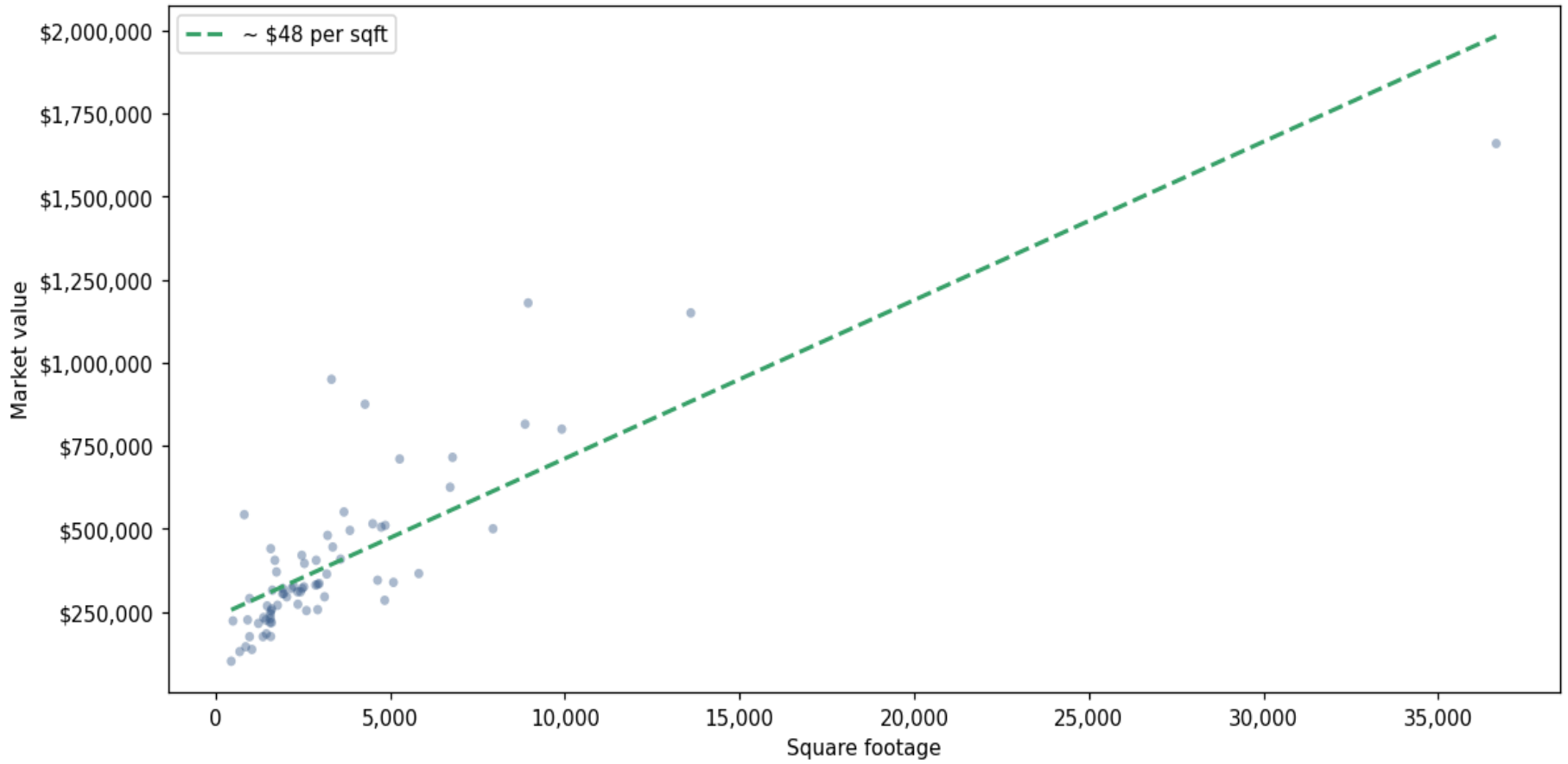
Address	City	Type	Market Value	Sq Ft	Year	Annual Tax
19 W TARPON AVE	Tarpon Springs	General Office	\$320,000	2,175	1999	\$6,216
1011 E LEMON ST	Tarpon Springs	General Office	\$320,000	2,480	1982	\$6,216
526 E TARPON AVE	Tarpon Springs	General Office	\$315,000	1,628	1913	\$8,383
228 N PINELLAS AVE	Tarpon Springs	General Office	\$310,000	2,435	1961	\$6,028
15 E ORANGE ST	Tarpon Springs	General Office	\$310,000	2,351	1945	\$6,028
113 S DISSTON AVE	Tarpon Springs	General Office	\$305,000	1,960	1997	\$5,971
649 E TARPON AVE	Tarpon Springs	General Office	\$304,500	1,920	1926	\$5,849
703 S PINELLAS AVE	Tarpon Springs	General Office	\$295,000	3,122	1963	\$5,708
419 S PINELLAS AVE	Tarpon Springs	General Office	\$295,000	2,040	1980	\$5,745
122 E ORANGE ST	Tarpon Springs	General Office	\$290,000	975	1957	\$5,745
301 E LEMON ST # C	Tarpon Springs	General Office	\$284,500	4,844	1973	\$5,840
29 W ORANGE ST	Tarpon Springs	General Office	\$272,500	2,358	1900	\$5,274
160 E LEMON ST	Tarpon Springs	General Office	\$269,500	1,776	1982	\$5,077
624 E TARPON AVE	Tarpon Springs	General Office	\$267,500	1,480	1952	\$5,274
41 N RING AVE	Tarpon Springs	General Office	\$258,500	1,610	1958	\$4,869
324 E LEMON ST	Tarpon Springs	General Office	\$256,500	2,925	1998	\$4,992
708 E TARPON AVE	Tarpon Springs	General Office	\$253,500	2,604	1953	\$4,992
23 W TARPON AVE	Tarpon Springs	General Office	\$252,500	1,584	1967	\$4,945
27 E ORANGE ST	Tarpon Springs	General Office	\$243,500	1,572	1920	\$4,747
1713 SOMMARIE WAY	Tarpon Springs	General Office	\$232,500	1,377	2018	\$4,521
27 N RING AVE	Tarpon Springs	General Office	\$230,000	1,575	1984	\$4,464
27 W TARPON AVE	Tarpon Springs	General Office	\$225,500	920	1987	\$4,333
31 W TARPON AVE	Tarpon Springs	General Office	\$225,000	1,440	1986	\$4,333
1811 S PINELLAS AVE	Tarpon Springs	General Office	\$222,500	500	1956	\$4,104
11 E TARPON AVE	Tarpon Springs	General Office	\$217,500	1,560	1936	\$4,144

Address	City	Type	Market Value	Sq Ft	Year	Annual Tax
9 E TARPON AVE	Tarpon Springs	General Office	\$217,500	1,608	1950	\$4,144
622 E TARPON AVE	Tarpon Springs	General Office	\$215,000	1,228	1950	\$4,238
110 S LEVIS AVE	Tarpon Springs	General Office	\$183,500	1,456	1912	\$3,579
114 S PINELLAS AVE	Tarpon Springs	General Office	\$175,500	1,582	1961	\$3,306
113 E LIME ST	Tarpon Springs	General Office	\$175,000	976	1955	\$3,297
7 N PINELLAS AVE	Tarpon Springs	General Office	\$175,000	1,360	1951	\$3,391
39596 US HIGHWAY 19 N	Tarpon Springs	General Office	\$144,500	864	1956	\$2,722
99 E ORANGE ST	Tarpon Springs	General Office	\$136,500	1,042	1945	\$2,637
109 S DISSTON AVE	Tarpon Springs	General Office	\$130,000	694	1928	\$2,543
45 W TARPON AVE	Tarpon Springs	General Office	\$101,000	450	1962	\$2,072

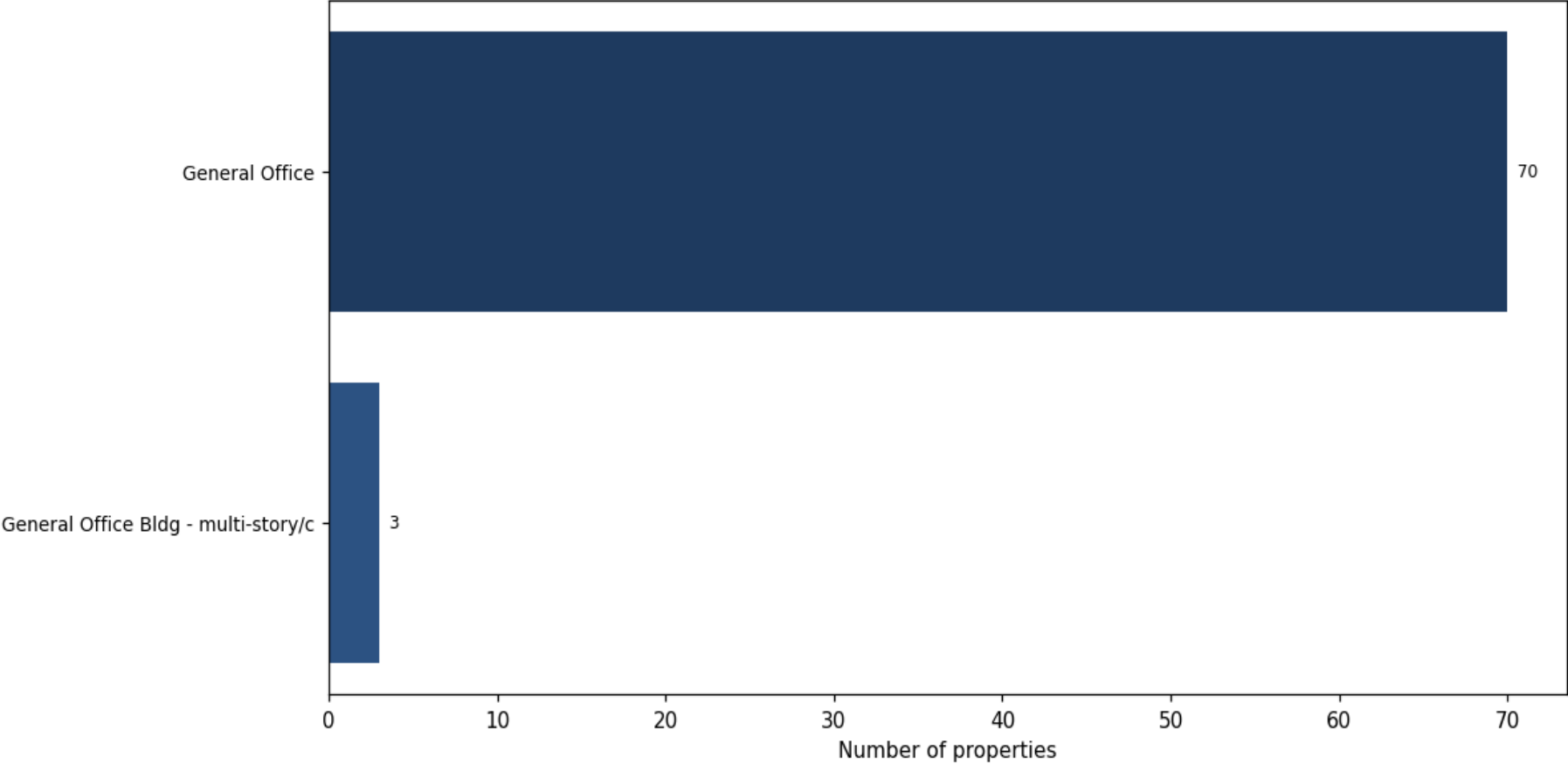
**Market value distribution (n=73, top 1% trimmed for readability)**



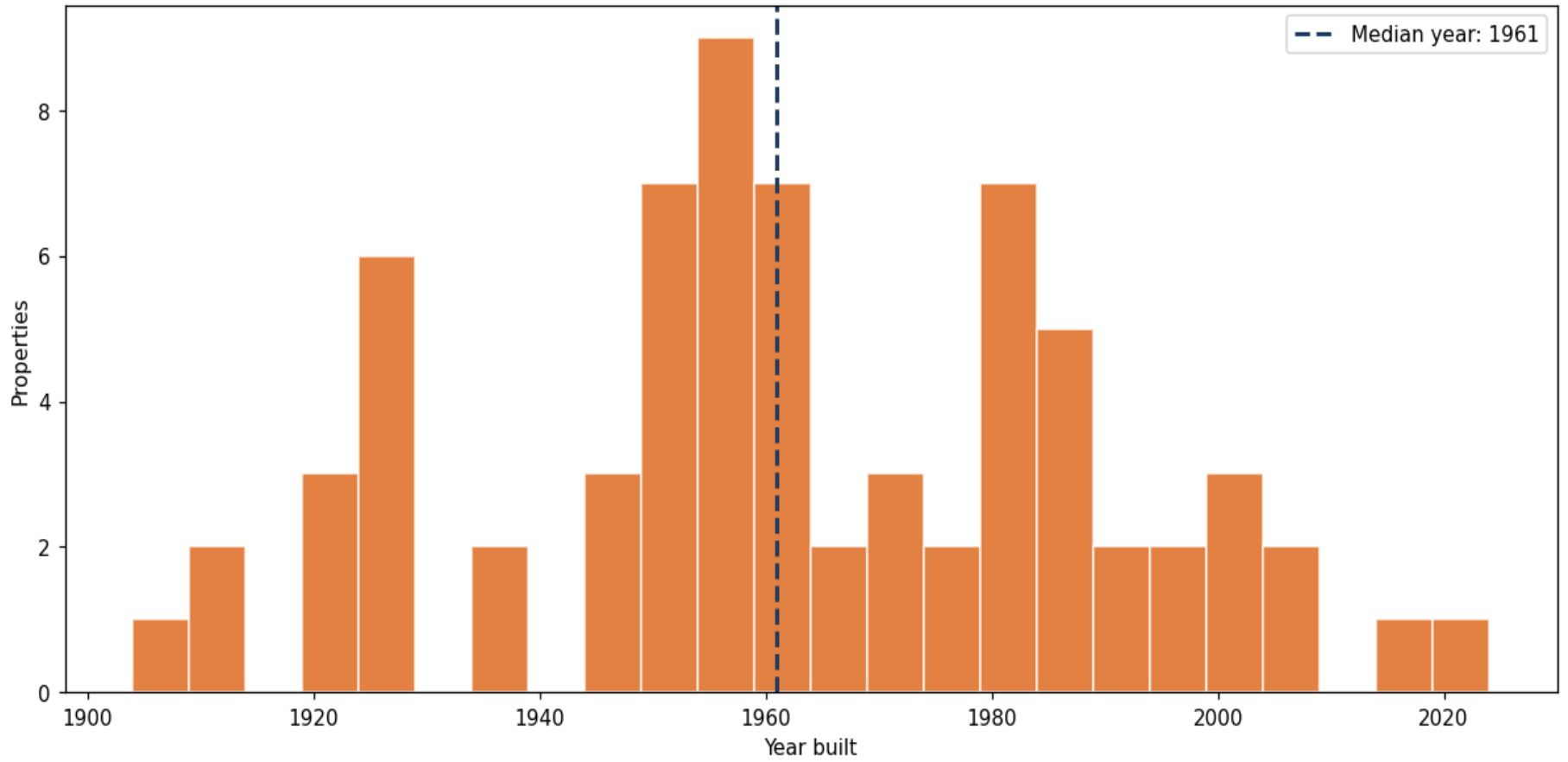
**Building size vs. market value (n=71, outliers trimmed)**



### Top property types by count



**Year built distribution (5-year buckets)**



**Market value vs. assessed value (gap = untaxed appreciation)**

