

Pinellas Property Market Report

2,251 matching properties • June 01, 2026

Filters applied	Headline numbers
City: Tarpon Springs	Properties matched: 2,251
Property type: Condominium	Median market value: \$194,874
	Mean market value: \$213,351
	Min / Max: \$107,421 / \$752,089
	Mean square footage: 1,134

Top 200 properties by market value

Address	City	Type	Market Value	Sq Ft	Year	Annual Tax
1810 MARINER DR # 405	Tarpon Springs	Condominium	\$752,089	2,300	1985	\$14,211
1810 MARINER DR # 407 & 408	Tarpon Springs	Condominium	\$709,439	2,300	1985	\$13,497
1814 MARINER DR # 157	Tarpon Springs	Condominium	\$688,158	2,130	1981	\$12,963
1806 MARINER DR # 413 & 414	Tarpon Springs	Condominium	\$662,839	2,300	1987	\$12,486
1810 MARINER DR # 43 & 404	Tarpon Springs	Condominium	\$653,362	2,300	1985	\$12,308
373 WINDRUSH LOOP	Tarpon Springs	Condominium	\$598,245	1,910	1989	\$11,268
1806 MARINER DR # 415 & 416	Tarpon Springs	Condominium	\$584,647	2,300	1987	\$11,109
1806 MARINER DR # 417 & 418	Tarpon Springs	Condominium	\$578,723	2,300	1987	\$10,902
1814 MARINER DR # 153	Tarpon Springs	Condominium	\$576,614	2,130	1981	\$10,949
375 WINDRUSH LOOP	Tarpon Springs	Condominium	\$571,990	1,910	1989	\$10,773
244 MARINER DR	Tarpon Springs	Condominium	\$549,864	2,946	1975	\$10,358
378 WINDRUSH LOOP	Tarpon Springs	Condominium	\$522,780	1,910	1989	\$9,846
377 WINDRUSH LOOP	Tarpon Springs	Condominium	\$512,559	1,910	1989	\$9,654

Address	City	Type	Market Value	Sq Ft	Year	Annual Tax
374 WINDRUSH LOOP	Tarpon Springs	Condominium	\$507,639	1,910	1989	\$9,561
376 WINDRUSH LOOP	Tarpon Springs	Condominium	\$507,639	1,910	1989	\$9,670
335 WINDRUSH LOOP	Tarpon Springs	Condominium	\$480,129	1,565	1985	\$9,044
349 WINDRUSH LOOP	Tarpon Springs	Condominium	\$466,793	1,565	1986	\$8,793
11 MARINER DR # 11	Tarpon Springs	Condominium	\$458,791	2,975	1979	\$8,642
12 MARINER DR	Tarpon Springs	Condominium	\$454,871	2,508	1979	\$8,569
435 MARINER DR	Tarpon Springs	Condominium	\$451,377	1,666	1975	\$8,599
334 MARINER DR	Tarpon Springs	Condominium	\$446,875	1,666	1975	\$8,595
1810 MARINER DR # 307	Tarpon Springs	Condominium	\$444,167	1,150	1985	\$8,410
357 WINDRUSH LOOP	Tarpon Springs	Condominium	\$442,290	1,565	1986	\$8,332
304 MARINER DR	Tarpon Springs	Condominium	\$438,995	1,666	1975	\$8,269
1810 MARINER DR # 207	Tarpon Springs	Condominium	\$435,676	1,150	1985	\$8,284
344 MARINER DR	Tarpon Springs	Condominium	\$434,493	1,666	1975	\$8,185
324 MARINER DR	Tarpon Springs	Condominium	\$434,211	1,666	1975	\$8,275
362 WINDRUSH LOOP	Tarpon Springs	Condominium	\$429,573	1,565	1986	\$8,092
350 WINDRUSH LOOP	Tarpon Springs	Condominium	\$425,065	1,565	1986	\$8,007
346 WINDRUSH LOOP	Tarpon Springs	Condominium	\$424,300	1,565	1986	\$7,993
340 WINDRUSH LOOP	Tarpon Springs	Condominium	\$423,990	1,565	1985	\$7,987
425 MARINER DR	Tarpon Springs	Condominium	\$421,548	1,666	1975	\$7,941
359 WINDRUSH LOOP	Tarpon Springs	Condominium	\$416,236	1,565	1986	\$7,841
358 WINDRUSH LOOP	Tarpon Springs	Condominium	\$416,236	1,565	1986	\$7,841
360 WINDRUSH LOOP	Tarpon Springs	Condominium	\$416,236	1,565	1986	\$7,841
361 WINDRUSH LOOP	Tarpon Springs	Condominium	\$416,236	1,565	1986	\$7,841
339 WINDRUSH LOOP	Tarpon Springs	Condominium	\$412,412	1,565	1985	\$7,768
348 WINDRUSH LOOP	Tarpon Springs	Condominium	\$411,273	1,565	1986	\$7,747

Address	City	Type	Market Value	Sq Ft	Year	Annual Tax
347 WINDRUSH LOOP	Tarpon Springs	Condominium	\$411,273	1,565	1986	\$7,747
338 WINDRUSH LOOP	Tarpon Springs	Condominium	\$410,963	1,565	1985	\$7,741
336 WINDRUSH LOOP	Tarpon Springs	Condominium	\$410,963	1,565	1985	\$7,741
337 WINDRUSH LOOP	Tarpon Springs	Condominium	\$410,963	1,565	1985	\$7,741
445 MARINER DR	Tarpon Springs	Condominium	\$406,634	1,666	1975	\$7,815
1810 MARINER DR # 401	Tarpon Springs	Condominium	\$400,924	1,150	1985	\$7,644
1810 MARINER DR # 208	Tarpon Springs	Condominium	\$396,382	1,150	1985	\$7,467
1810 MARINER DR # 108	Tarpon Springs	Condominium	\$392,828	1,150	1985	\$7,400
1810 MARINER DR # 301	Tarpon Springs	Condominium	\$389,274	1,150	1985	\$7,398
1810 MARINER DR # 305	Tarpon Springs	Condominium	\$388,484	1,150	1985	\$7,318
1810 MARINER DR # 308	Tarpon Springs	Condominium	\$388,484	1,150	1985	\$7,318
1810 MARINER DR # 205	Tarpon Springs	Condominium	\$384,930	1,150	1985	\$7,328
1810 MARINER DR # 306	Tarpon Springs	Condominium	\$384,733	1,150	1985	\$7,333
405 MARINER DR	Tarpon Springs	Condominium	\$383,277	1,666	1975	\$7,316
98 S HIGHLAND AVE # 1601	Tarpon Springs	Condominium	\$382,428	2,277	2004	\$6,198
98 S HIGHLAND AVE # 702	Tarpon Springs	Condominium	\$381,968	2,154	2005	\$6,203
1810 MARINER DR # 105	Tarpon Springs	Condominium	\$381,376	1,150	1985	\$7,184
98 S HIGHLAND AVE # 2202	Tarpon Springs	Condominium	\$377,852	2,277	2007	\$6,161
1810 MARINER DR # 106	Tarpon Springs	Condominium	\$377,624	1,150	1985	\$7,113
1810 MARINER DR # 107	Tarpon Springs	Condominium	\$377,624	1,150	1985	\$7,113
1810 MARINER DR # 206	Tarpon Springs	Condominium	\$377,427	1,150	1985	\$7,110
98 S HIGHLAND AVE # 2201	Tarpon Springs	Condominium	\$375,946	2,277	2007	\$6,130
1811 MARINER DR # 120	Tarpon Springs	Condominium	\$374,251	1,065	1981	\$7,072
14 MARINER DR	Tarpon Springs	Condominium	\$374,236	2,445	1979	\$7,050
98 S HIGHLAND AVE # 2002	Tarpon Springs	Condominium	\$372,133	2,277	2005	\$6,086

Address	City	Type	Market Value	Sq Ft	Year	Annual Tax
98 S HIGHLAND AVE # 1801	Tarpon Springs	Condominium	\$372,133	2,277	2005	\$6,086
98 S HIGHLAND AVE # 1002	Tarpon Springs	Condominium	\$372,133	2,277	2005	\$6,142
98 S HIGHLAND AVE # 1802	Tarpon Springs	Condominium	\$372,133	2,277	2005	\$6,086
98 S HIGHLAND AVE # 1902	Tarpon Springs	Condominium	\$372,133	2,277	2005	\$6,086
98 S HIGHLAND AVE # 2001	Tarpon Springs	Condominium	\$372,133	2,277	2005	\$6,086
98 S HIGHLAND AVE # 1602	Tarpon Springs	Condominium	\$372,133	2,277	2005	\$6,086
98 S HIGHLAND AVE # 102	Tarpon Springs	Condominium	\$371,147	2,154	2005	\$6,092
1813 MARINER DR # 142	Tarpon Springs	Condominium	\$370,777	1,065	1981	\$7,077
98 S HIGHLAND AVE # 602	Tarpon Springs	Condominium	\$370,608	2,277	2004	\$6,055
98 S HIGHLAND AVE # 601	Tarpon Springs	Condominium	\$370,608	2,277	2004	\$6,055
98 S HIGHLAND AVE # 1901	Tarpon Springs	Condominium	\$370,226	2,277	2005	\$6,055
98 S HIGHLAND AVE # 1001	Tarpon Springs	Condominium	\$368,320	2,277	2005	\$6,024
345 MARINER DR	Tarpon Springs	Condominium	\$367,985	1,280	1975	\$7,028
504 S FLORIDA AVE # 241	Tarpon Springs	Condominium	\$363,952	1,550	1986	\$6,986
353 WINDRUSH LOOP	Tarpon Springs	Condominium	\$362,833	1,070	1986	\$6,835
355 WINDRUSH LOOP	Tarpon Springs	Condominium	\$362,833	1,070	1986	\$6,835
98 S HIGHLAND AVE # 402	Tarpon Springs	Condominium	\$360,687	2,154	2001	\$5,857
98 S HIGHLAND AVE # 902	Tarpon Springs	Condominium	\$360,327	2,154	2005	\$5,851
502 S FLORIDA AVE # 141	Tarpon Springs	Condominium	\$360,214	1,550	1986	\$6,785
502 S FLORIDA AVE # 134	Tarpon Springs	Condominium	\$359,459	1,490	1986	\$6,770
406 MARINER DR	Tarpon Springs	Condominium	\$357,823	1,280	1975	\$6,740
504 S FLORIDA AVE # 221	Tarpon Springs	Condominium	\$357,299	1,550	1986	\$6,853
502 S FLORIDA AVE # 131	Tarpon Springs	Condominium	\$356,754	1,550	1986	\$6,740
1814 MARINER DR # 160	Tarpon Springs	Condominium	\$356,514	1,065	1981	\$6,759
98 S HIGHLAND AVE # 1202	Tarpon Springs	Condominium	\$356,500	2,277	2005	\$5,776

Address	City	Type	Market Value	Sq Ft	Year	Annual Tax
1815 MARINER DR # 183	Tarpon Springs	Condominium	\$356,331	1,065	1981	\$6,712
1815 MARINER DR # 172	Tarpon Springs	Condominium	\$355,051	1,065	1981	\$6,688
1810 MARINER DR # 202	Tarpon Springs	Condominium	\$354,324	1,150	1985	\$6,674
1813 MARINER DR # 145	Tarpon Springs	Condominium	\$354,136	1,065	1981	\$6,671
1810 MARINER DR # 304	Tarpon Springs	Condominium	\$354,127	1,150	1985	\$6,722
98 S HIGHLAND AVE # 1702	Tarpon Springs	Condominium	\$353,113	2,154	2005	\$5,799
98 S HIGHLAND AVE # 2102	Tarpon Springs	Condominium	\$353,113	2,154	2005	\$5,799
98 S HIGHLAND AVE # 201	Tarpon Springs	Condominium	\$353,113	2,154	2005	\$5,799
98 S HIGHLAND AVE # 2302	Tarpon Springs	Condominium	\$353,113	2,154	2005	\$5,799
98 S HIGHLAND AVE # 1701	Tarpon Springs	Condominium	\$353,113	2,154	2005	\$5,799
98 S HIGHLAND AVE # 701	Tarpon Springs	Condominium	\$353,113	2,154	2005	\$5,799
98 S HIGHLAND AVE # 2101	Tarpon Springs	Condominium	\$353,113	2,154	2005	\$5,799
98 S HIGHLAND AVE # 101	Tarpon Springs	Condominium	\$353,113	2,154	2005	\$5,799
98 S HIGHLAND AVE # 202	Tarpon Springs	Condominium	\$353,113	2,154	2005	\$5,799
98 S HIGHLAND AVE # 2301	Tarpon Springs	Condominium	\$353,113	2,154	2005	\$5,799
94 S HIGHLAND AVE # 3001	Tarpon Springs	Condominium	\$352,364	2,929	2007	\$7,079
504 S FLORIDA AVE # 231	Tarpon Springs	Condominium	\$350,379	1,550	1986	\$6,599
502 S FLORIDA AVE # 111	Tarpon Springs	Condominium	\$349,834	1,550	1986	\$6,708
1813 MARINER DR # 150	Tarpon Springs	Condominium	\$349,565	1,065	1981	\$6,585
98 S HIGHLAND AVE # 901	Tarpon Springs	Condominium	\$349,506	2,154	2005	\$5,734
98 S HIGHLAND AVE # 1502	Tarpon Springs	Condominium	\$348,300	2,277	2005	\$5,706
98 S HIGHLAND AVE # 1501	Tarpon Springs	Condominium	\$348,300	2,277	2005	\$5,706
1810 MARINER DR # 104	Tarpon Springs	Condominium	\$347,611	1,150	1985	\$6,548
1814 MARINER DR # 161	Tarpon Springs	Condominium	\$347,370	1,065	1981	\$6,543
98 S HIGHLAND AVE # 401	Tarpon Springs	Condominium	\$347,341	2,154	2001	\$5,652

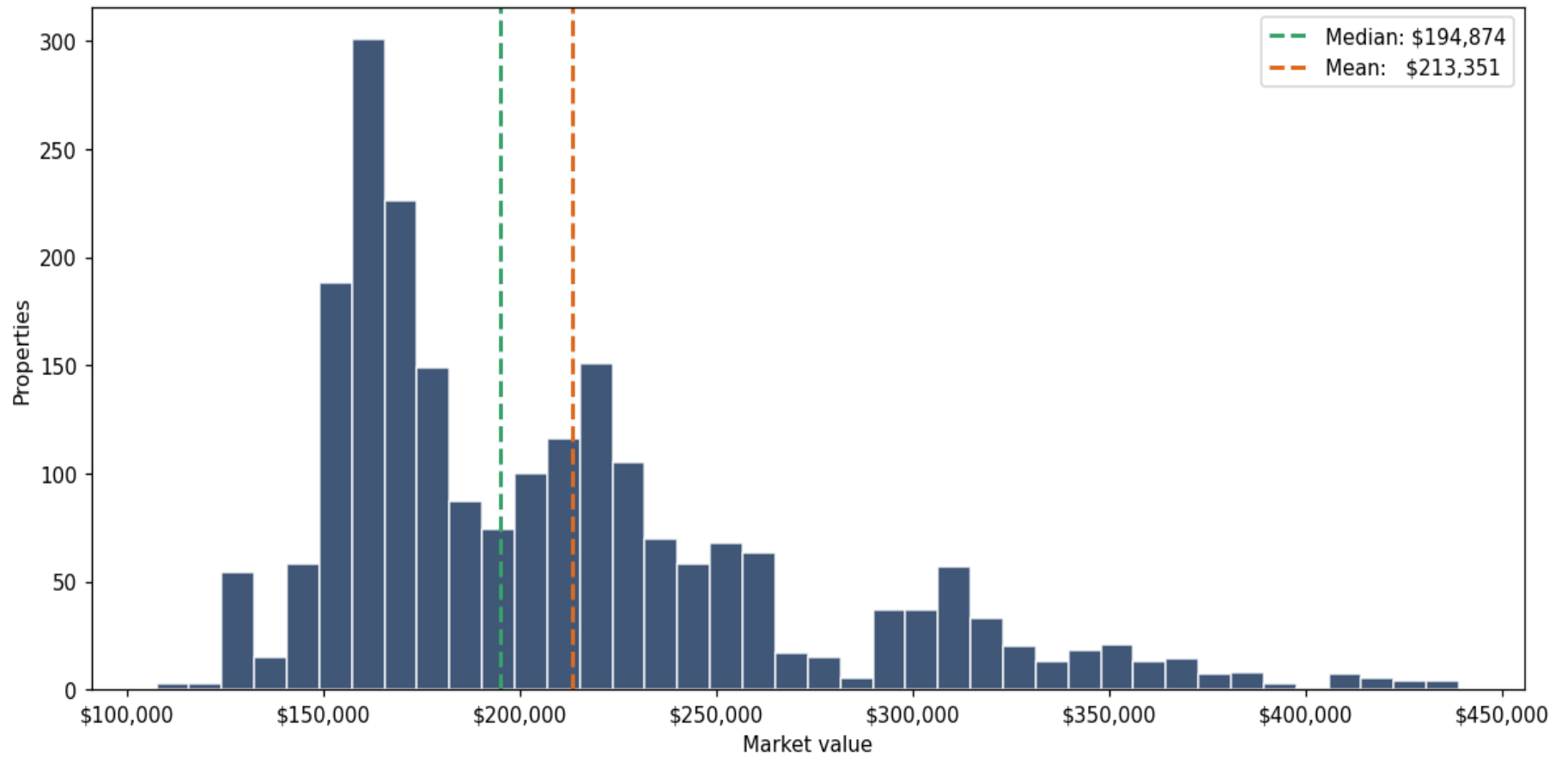
Address	City	Type	Market Value	Sq Ft	Year	Annual Tax
502 S FLORIDA AVE # 121	Tarpon Springs	Condominium	\$346,920	1,550	1986	\$6,640
98 S HIGHLAND AVE # 1102	Tarpon Springs	Condominium	\$346,206	2,277	2005	\$5,665
98 S HIGHLAND AVE # 1101	Tarpon Springs	Condominium	\$346,206	2,277	2005	\$5,665
98 S HIGHLAND AVE # 1201	Tarpon Springs	Condominium	\$346,206	2,277	2005	\$5,665
504 S FLORIDA AVE # 212	Tarpon Springs	Condominium	\$345,582	1,490	1986	\$6,570
1810 MARINER DR # 102	Tarpon Springs	Condominium	\$344,254	1,150	1985	\$6,485
98 S HIGHLAND AVE # 301	Tarpon Springs	Condominium	\$343,735	2,154	2001	\$5,593
504 S FLORIDA AVE # 211	Tarpon Springs	Condominium	\$343,460	1,550	1986	\$6,607
502 S FLORIDA AVE # 112	Tarpon Springs	Condominium	\$342,236	1,490	1986	\$6,544
98 S HIGHLAND AVE # 302	Tarpon Springs	Condominium	\$341,931	2,154	2001	\$5,564
1810 MARINER DR # 204	Tarpon Springs	Condominium	\$340,700	1,150	1985	\$6,418
1810 MARINER DR # 201	Tarpon Springs	Condominium	\$340,700	1,150	1985	\$6,418
1810 MARINER DR # 303	Tarpon Springs	Condominium	\$340,502	1,150	1985	\$6,414
1810 MARINER DR # 302	Tarpon Springs	Condominium	\$340,502	1,150	1985	\$6,414
1810 MARINER DR # 402	Tarpon Springs	Condominium	\$340,305	1,150	1985	\$6,410
423 MARINER DR	Tarpon Springs	Condominium	\$339,446	1,280	1975	\$6,433
1806 MARINER DR # 114	Tarpon Springs	Condominium	\$338,726	1,150	1987	\$6,381
1810 MARINER DR # 101	Tarpon Springs	Condominium	\$337,541	1,150	1985	\$6,358
1810 MARINER DR # 203	Tarpon Springs	Condominium	\$337,344	1,150	1985	\$6,355
352 WINDRUSH LOOP	Tarpon Springs	Condominium	\$336,114	1,070	1986	\$6,331
98 S HIGHLAND AVE # 801	Tarpon Springs	Condominium	\$335,800	2,154	2005	\$5,511
98 S HIGHLAND AVE # 802	Tarpon Springs	Condominium	\$335,800	2,154	2005	\$5,511
98 S HIGHLAND AVE # 501	Tarpon Springs	Condominium	\$335,439	2,154	2001	\$5,447
1810 MARINER DR # 103	Tarpon Springs	Condominium	\$334,184	1,150	1985	\$6,347
356 WINDRUSH LOOP	Tarpon Springs	Condominium	\$333,145	1,070	1986	\$6,338

Address	City	Type	Market Value	Sq Ft	Year	Annual Tax
502 S FLORIDA AVE # 124	Tarpon Springs	Condominium	\$332,534	1,490	1986	\$6,263
13 MARINER DR	Tarpon Springs	Condominium	\$332,430	2,130	1979	\$6,262
330 WINDRUSH LOOP	Tarpon Springs	Condominium	\$331,236	1,070	1985	\$6,240
351 WINDRUSH LOOP	Tarpon Springs	Condominium	\$329,752	1,070	1986	\$6,212
94 S HIGHLAND AVE # 2402	Tarpon Springs	Condominium	\$329,312	2,929	2007	\$6,648
341 WINDRUSH LOOP	Tarpon Springs	Condominium	\$329,116	1,070	1986	\$6,200
98 S HIGHLAND AVE # 1302	Tarpon Springs	Condominium	\$328,586	2,154	2005	\$5,388
98 S HIGHLAND AVE # 1301	Tarpon Springs	Condominium	\$328,586	2,154	2005	\$5,388
345 WINDRUSH LOOP	Tarpon Springs	Condominium	\$327,207	1,070	1986	\$6,164
98 S HIGHLAND AVE # 1401	Tarpon Springs	Condominium	\$327,144	2,154	2004	\$5,359
98 S HIGHLAND AVE # 1402	Tarpon Springs	Condominium	\$327,144	2,154	2004	\$5,359
329 WINDRUSH LOOP	Tarpon Springs	Condominium	\$325,298	1,070	1985	\$6,128
334 WINDRUSH LOOP	Tarpon Springs	Condominium	\$325,298	1,070	1985	\$6,128
1813 MARINER DR # 152	Tarpon Springs	Condominium	\$324,696	1,065	1981	\$6,116
1815 MARINER DR # 174	Tarpon Springs	Condominium	\$324,330	1,065	1981	\$6,109
343 MARINER DR	Tarpon Springs	Condominium	\$323,879	1,280	1975	\$6,178
346 MARINER DR	Tarpon Springs	Condominium	\$323,879	1,280	1975	\$6,101
444 MARINER DR	Tarpon Springs	Condominium	\$323,879	1,280	1975	\$6,101
446 MARINER DR	Tarpon Springs	Condominium	\$323,879	1,280	1975	\$6,334
443 MARINER DR	Tarpon Springs	Condominium	\$323,879	1,280	1975	\$6,197
1806 MARINER DR # 218	Tarpon Springs	Condominium	\$323,522	1,150	1987	\$6,094
98 S HIGHLAND AVE # 502	Tarpon Springs	Condominium	\$323,176	2,154	2001	\$5,259
504 S FLORIDA AVE # 225	Tarpon Springs	Condominium	\$322,955	1,550	1986	\$6,083
504 S FLORIDA AVE # 245	Tarpon Springs	Condominium	\$322,702	1,550	1986	\$6,219
1814 MARINER DR # 168	Tarpon Springs	Condominium	\$321,405	1,065	1981	\$6,098

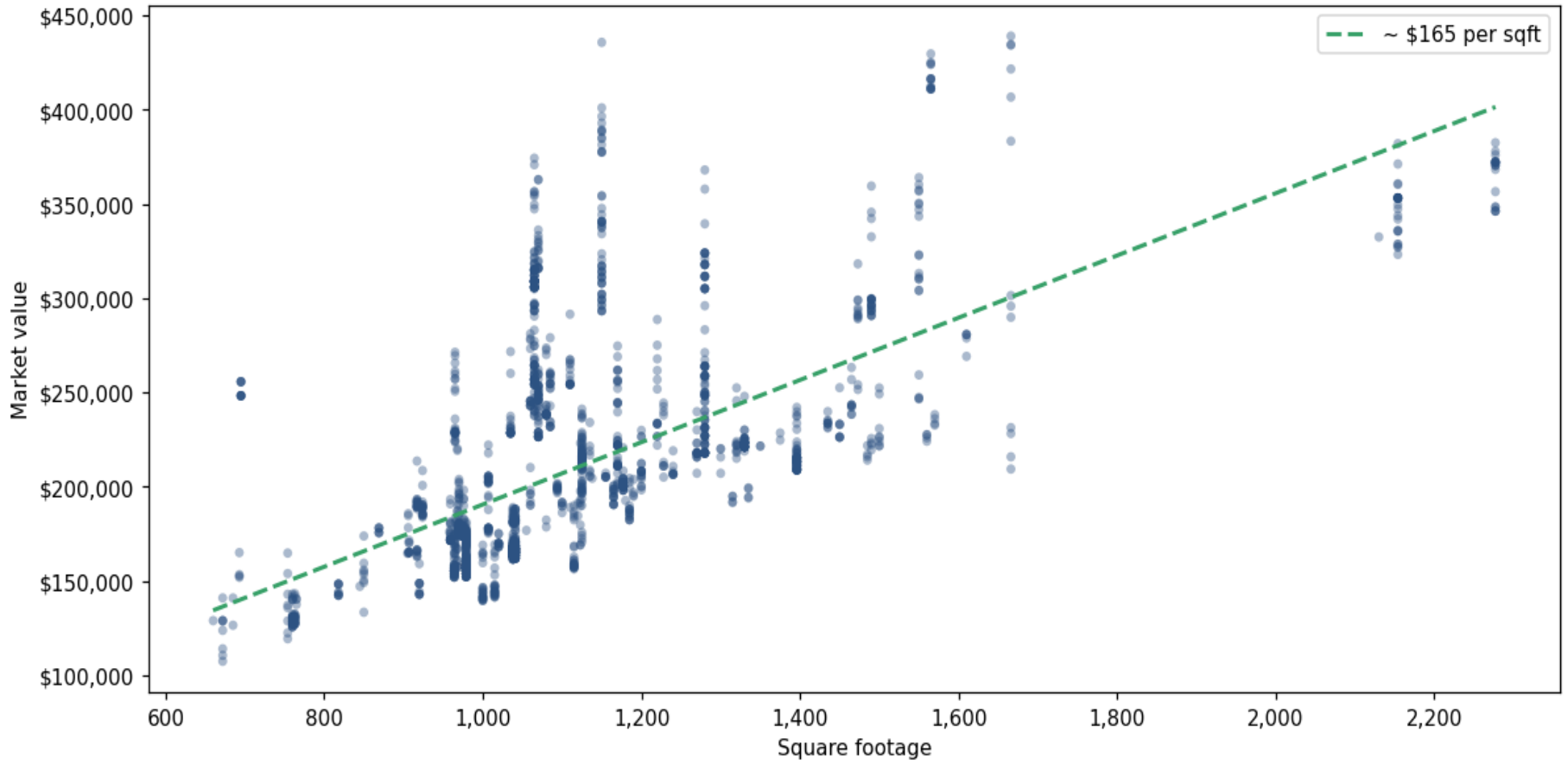
Address	City	Type	Market Value	Sq Ft	Year	Annual Tax
1812 MARINER DR # 130	Tarpon Springs	Condominium	\$321,405	1,065	1981	\$6,054
433 MARINER DR	Tarpon Springs	Condominium	\$321,068	1,280	1975	\$6,144
1806 MARINER DR # 217	Tarpon Springs	Condominium	\$320,362	1,150	1987	\$6,035
354 WINDRUSH LOOP	Tarpon Springs	Condominium	\$319,997	1,070	1986	\$6,028
344 WINDRUSH LOOP	Tarpon Springs	Condominium	\$319,149	1,070	1986	\$6,012
1812 MARINER DR # 129	Tarpon Springs	Condominium	\$318,296	1,065	1981	\$6,040
1811 MARINER DR # 122	Tarpon Springs	Condominium	\$318,296	1,065	1981	\$5,996
1813 MARINER DR # 144	Tarpon Springs	Condominium	\$318,296	1,065	1981	\$6,033
90 S HIGHLAND AVE # 1318	Tarpon Springs	Condominium	\$318,183	1,473	1976	\$4,663
333 MARINER DR	Tarpon Springs	Condominium	\$317,825	1,280	1975	\$6,083
434 MARINER DR	Tarpon Springs	Condominium	\$317,825	1,280	1975	\$6,049
436 MARINER DR	Tarpon Springs	Condominium	\$317,825	1,280	1975	\$6,107
336 MARINER DR	Tarpon Springs	Condominium	\$317,825	1,280	1975	\$6,083
335 MARINER DR	Tarpon Springs	Condominium	\$317,825	1,280	1975	\$6,083
1806 MARINER DR # 317	Tarpon Springs	Condominium	\$317,006	1,150	1987	\$5,972
1806 MARINER DR # 315	Tarpon Springs	Condominium	\$317,006	1,150	1987	\$5,972
1806 MARINER DR # 318	Tarpon Springs	Condominium	\$317,006	1,150	1987	\$5,972
342 WINDRUSH LOOP	Tarpon Springs	Condominium	\$316,180	1,070	1986	\$5,956
343 WINDRUSH LOOP	Tarpon Springs	Condominium	\$316,180	1,070	1986	\$5,956
94 S HIGHLAND AVE # 2501	Tarpon Springs	Condominium	\$315,857	2,929	2007	\$6,362
332 WINDRUSH LOOP	Tarpon Springs	Condominium	\$315,756	1,070	1985	\$5,948
333 WINDRUSH LOOP	Tarpon Springs	Condominium	\$315,756	1,070	1985	\$5,948
331 WINDRUSH LOOP	Tarpon Springs	Condominium	\$315,756	1,070	1985	\$5,948
1815 MARINER DR # 169	Tarpon Springs	Condominium	\$315,187	1,065	1981	\$5,937
1812 MARINER DR # 135	Tarpon Springs	Condominium	\$315,004	1,065	1981	\$5,971

Address	City	Type	Market Value	Sq Ft	Year	Annual Tax
1813 MARINER DR # 147	Tarpon Springs	Condominium	\$315,004	1,065	1981	\$5,977
1815 MARINER DR # 181	Tarpon Springs	Condominium	\$315,004	1,065	1981	\$5,934
1815 MARINER DR # 177	Tarpon Springs	Condominium	\$315,004	1,065	1981	\$5,934
1814 MARINER DR # 159	Tarpon Springs	Condominium	\$315,004	1,065	1981	\$5,977
1815 MARINER DR # 173	Tarpon Springs	Condominium	\$315,004	1,065	1981	\$5,934
1814 MARINER DR # 165	Tarpon Springs	Condominium	\$315,004	1,065	1981	\$5,934
1811 MARINER DR # 123	Tarpon Springs	Condominium	\$314,639	1,065	1981	\$5,927
1806 MARINER DR # 215	Tarpon Springs	Condominium	\$314,242	1,150	1987	\$5,919
1806 MARINER DR # 211	Tarpon Springs	Condominium	\$314,044	1,150	1987	\$6,009
1806 MARINER DR # 316	Tarpon Springs	Condominium	\$313,846	1,150	1987	\$5,912
502 S FLORIDA AVE # 145	Tarpon Springs	Condominium	\$313,120	1,550	1986	\$5,898
1811 MARINER DR # 128	Tarpon Springs	Condominium	\$312,078	1,065	1981	\$5,953

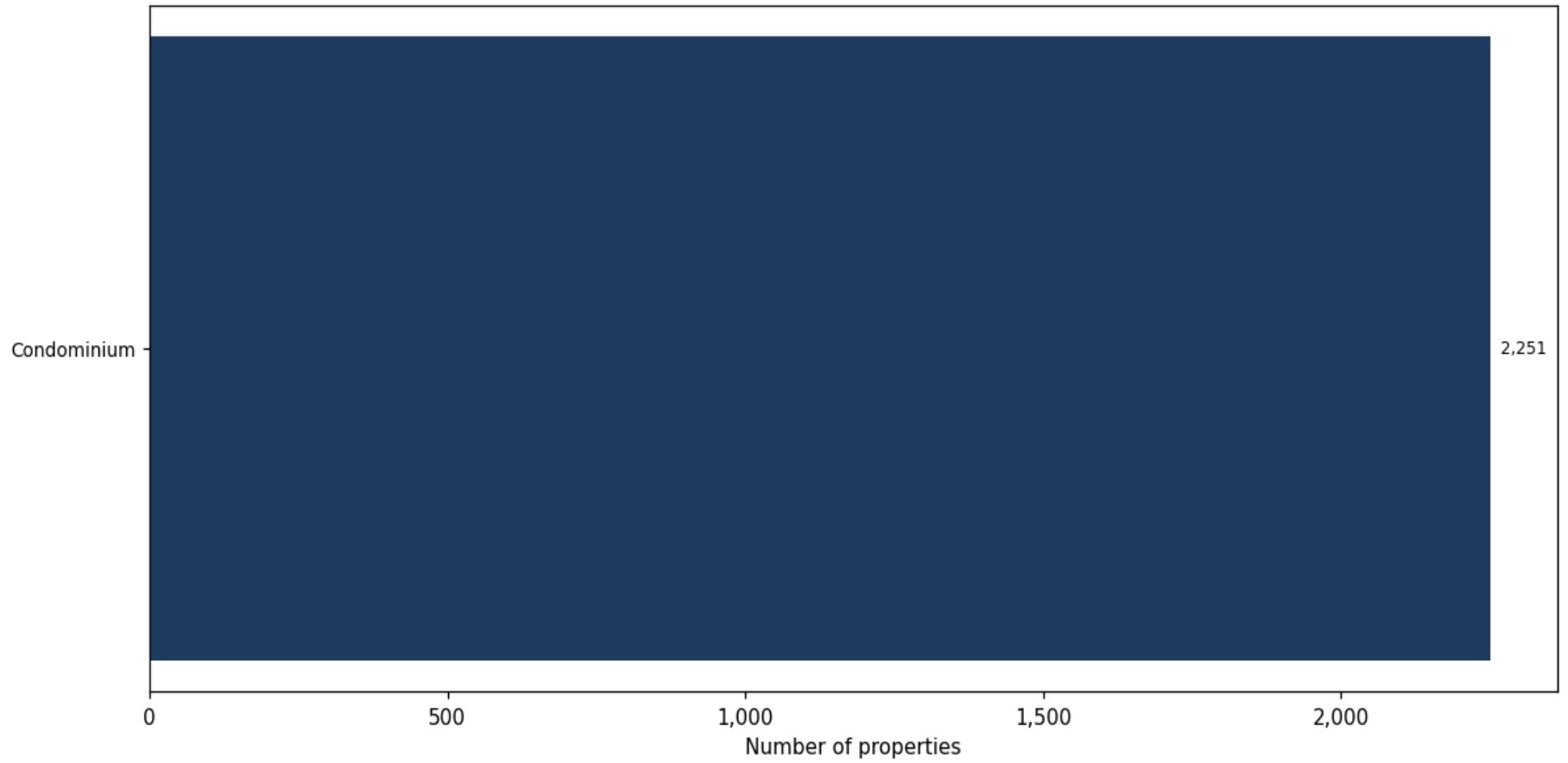
Market value distribution (n=2,251, top 1% trimmed for readability)



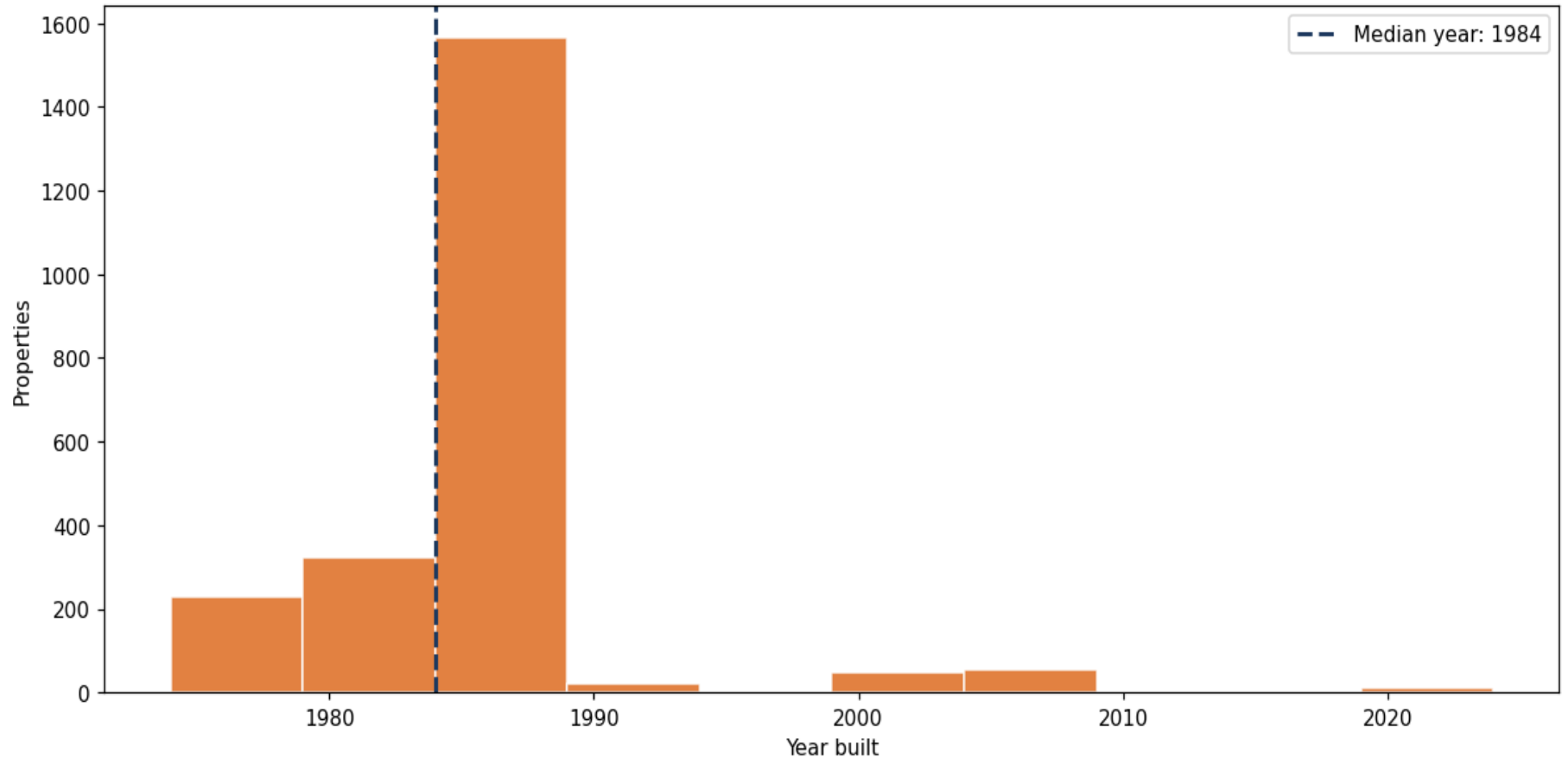
Building size vs. market value (n=2,213, outliers trimmed)



Top property types by count



Year built distribution (5-year buckets)



Market value vs. assessed value (gap = untaxed appreciation)

