

Pinellas Property Market Report

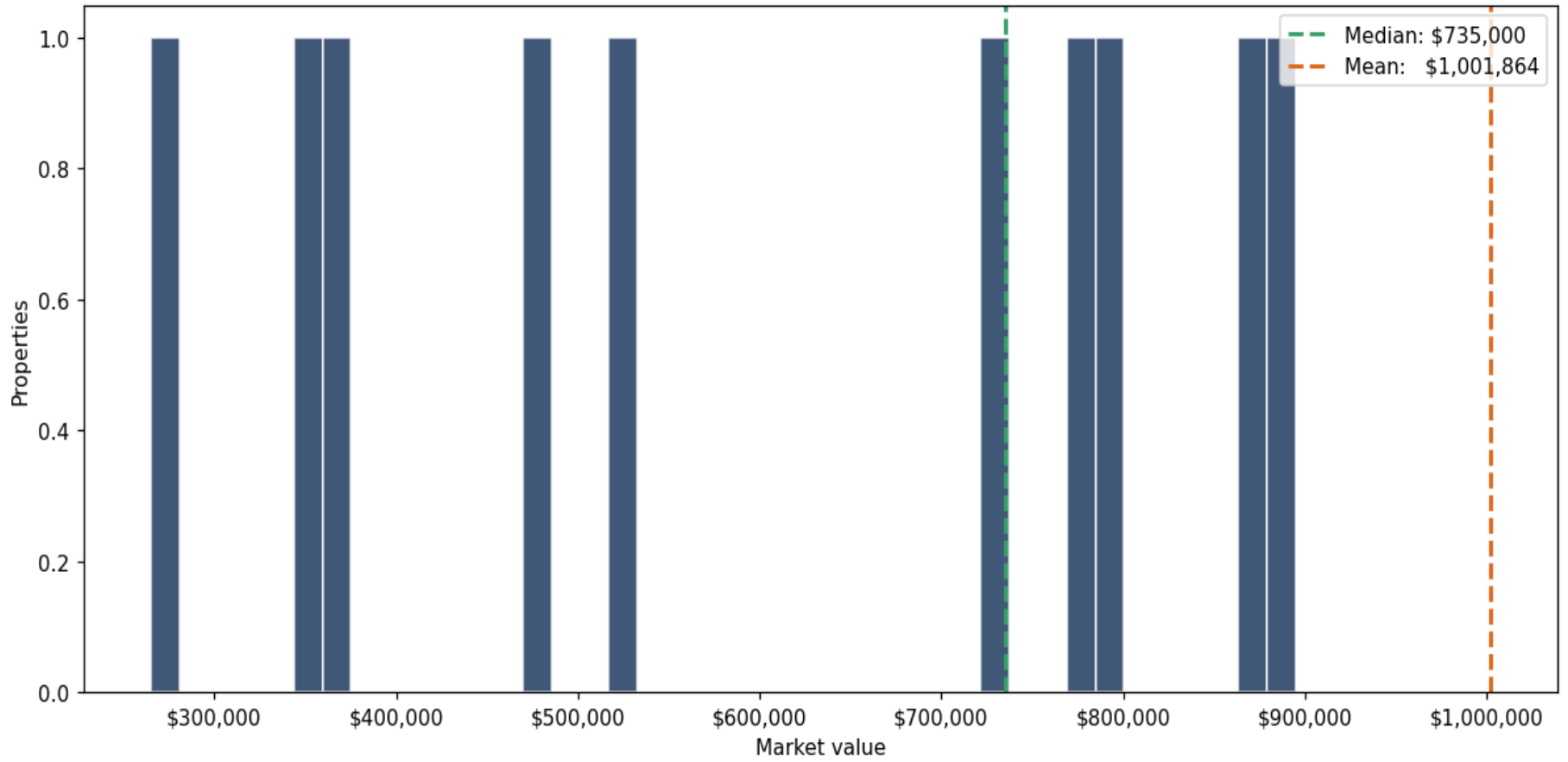
11 matching properties • May 30, 2026

Filters applied	Headline numbers
City: Tarpon Springs	Properties matched: 11
Property type: Auto/Marine Repair	Median market value: \$735,000
	Mean market value: \$1,001,864
	Min / Max: \$265,000 / \$4,950,000
	Mean square footage: 6,289

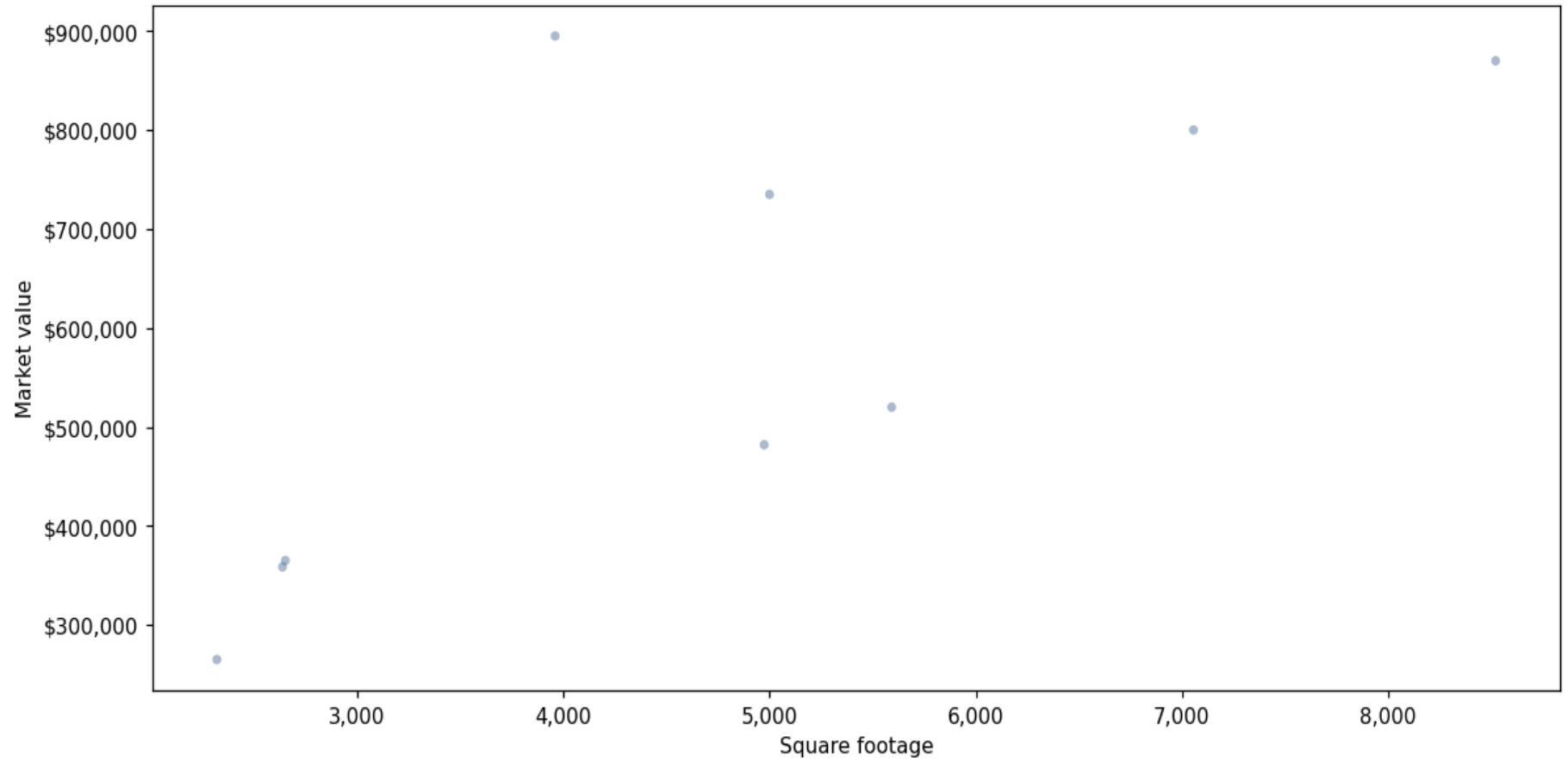
Top 11 properties by market value

Address	City	Type	Market Value	Sq Ft	Year	Annual Tax
43899 US HIGHWAY 19 N	Tarpon Springs	Auto/Marine Repair	\$4,950,000	16,915		\$96,070
40202 US HIGHWAY 19 N	Tarpon Springs	Auto/Marine Repair	\$895,000	3,960	2005	\$17,424
739 N PINELLAS AVE	Tarpon Springs	Auto/Marine Repair	\$870,000	8,521	1937	\$17,613
39620 US HIGHWAY 19 N	Tarpon Springs	Auto/Marine Repair	\$800,000	7,056	1984	\$16,313
209 E LEMON ST	Tarpon Springs	Auto/Marine Repair	\$780,000	9,552	1928	\$15,294
1800 PINELLAS AVE	Tarpon Springs	Auto/Marine Repair	\$735,000	5,000	2001	\$13,739
106 W LIME ST	Tarpon Springs	Auto/Marine Repair	\$520,000	5,592	1966	\$10,643
601 N PINELLAS AVE	Tarpon Springs	Auto/Marine Repair	\$482,000	4,974	1939	\$9,607
1986 N PINELLAS AVE	Tarpon Springs	Auto/Marine Repair	\$365,000	2,652	1972	\$7,365
543 N PINELLAS AVE	Tarpon Springs	Auto/Marine Repair	\$358,500	2,638	1958	\$6,876
424 N PINELLAS AVE	Tarpon Springs	Auto/Marine Repair	\$265,000	2,320	1964	\$5,161

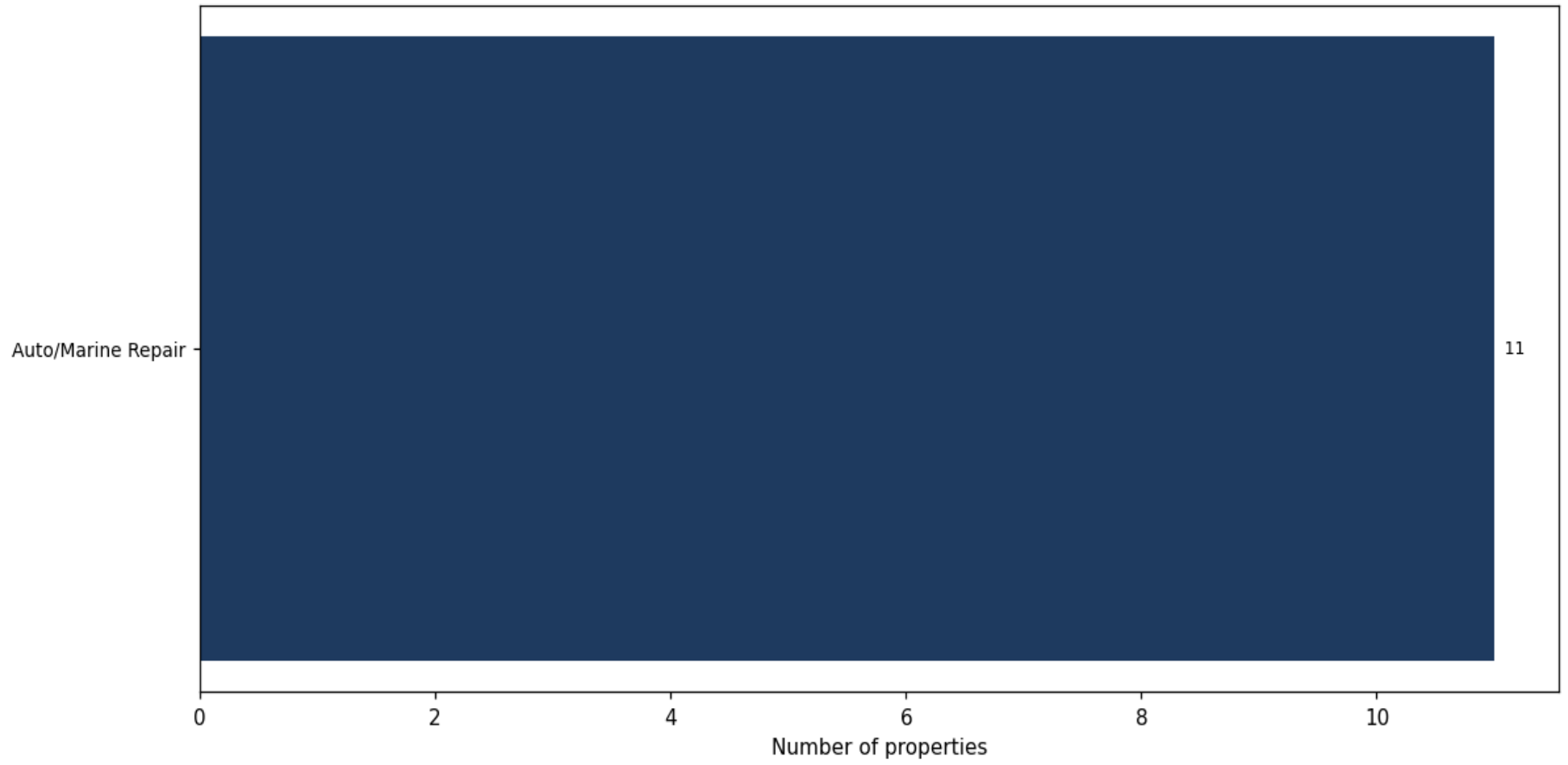
Market value distribution (n=11, top 1% trimmed for readability)



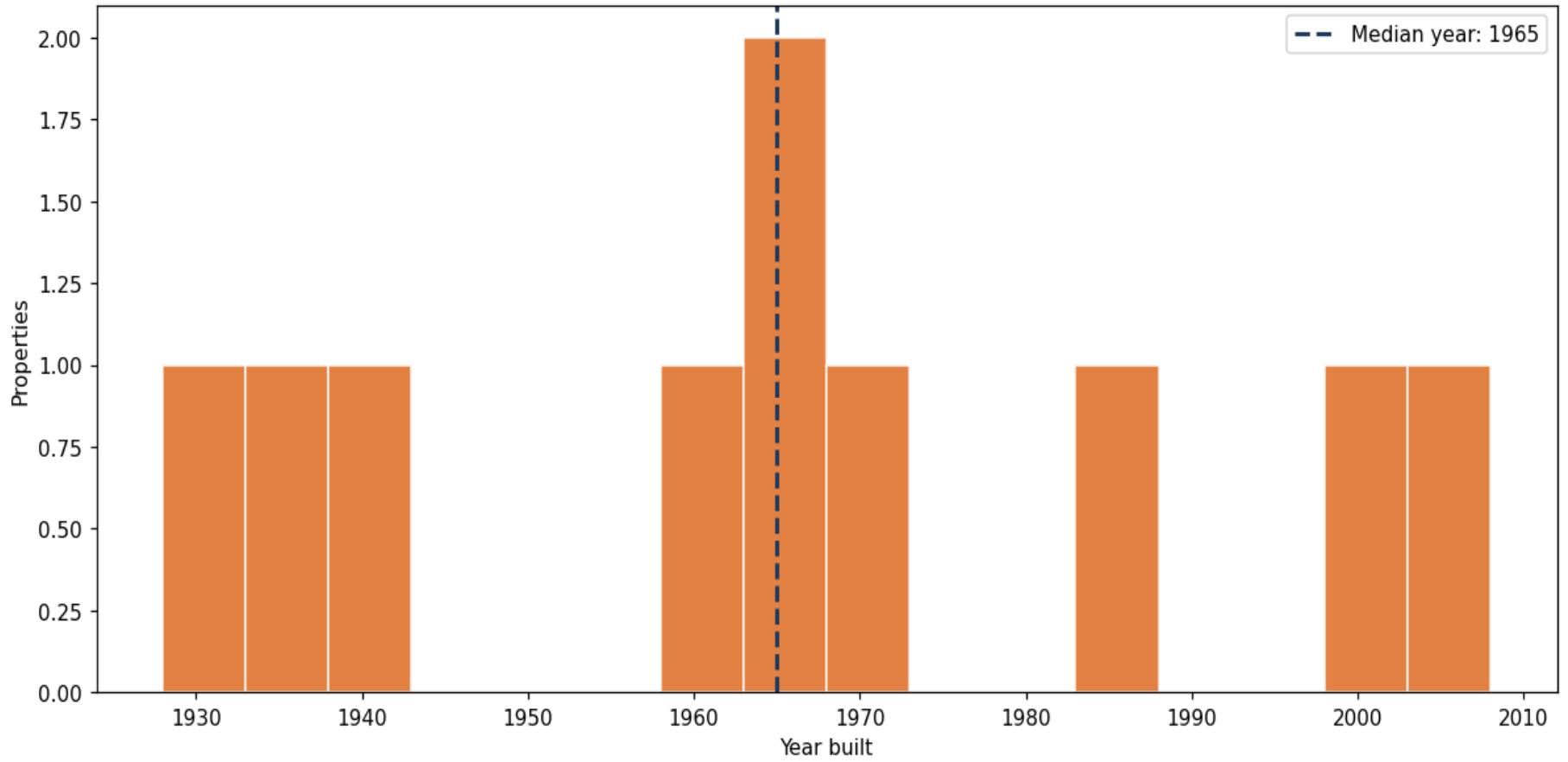
Building size vs. market value (n=9, outliers trimmed)



Top property types by count



Year built distribution (5-year buckets)



Market value vs. assessed value (gap = untaxed appreciation)

