

# Pinellas Property Market Report

18 matching properties • June 01, 2025

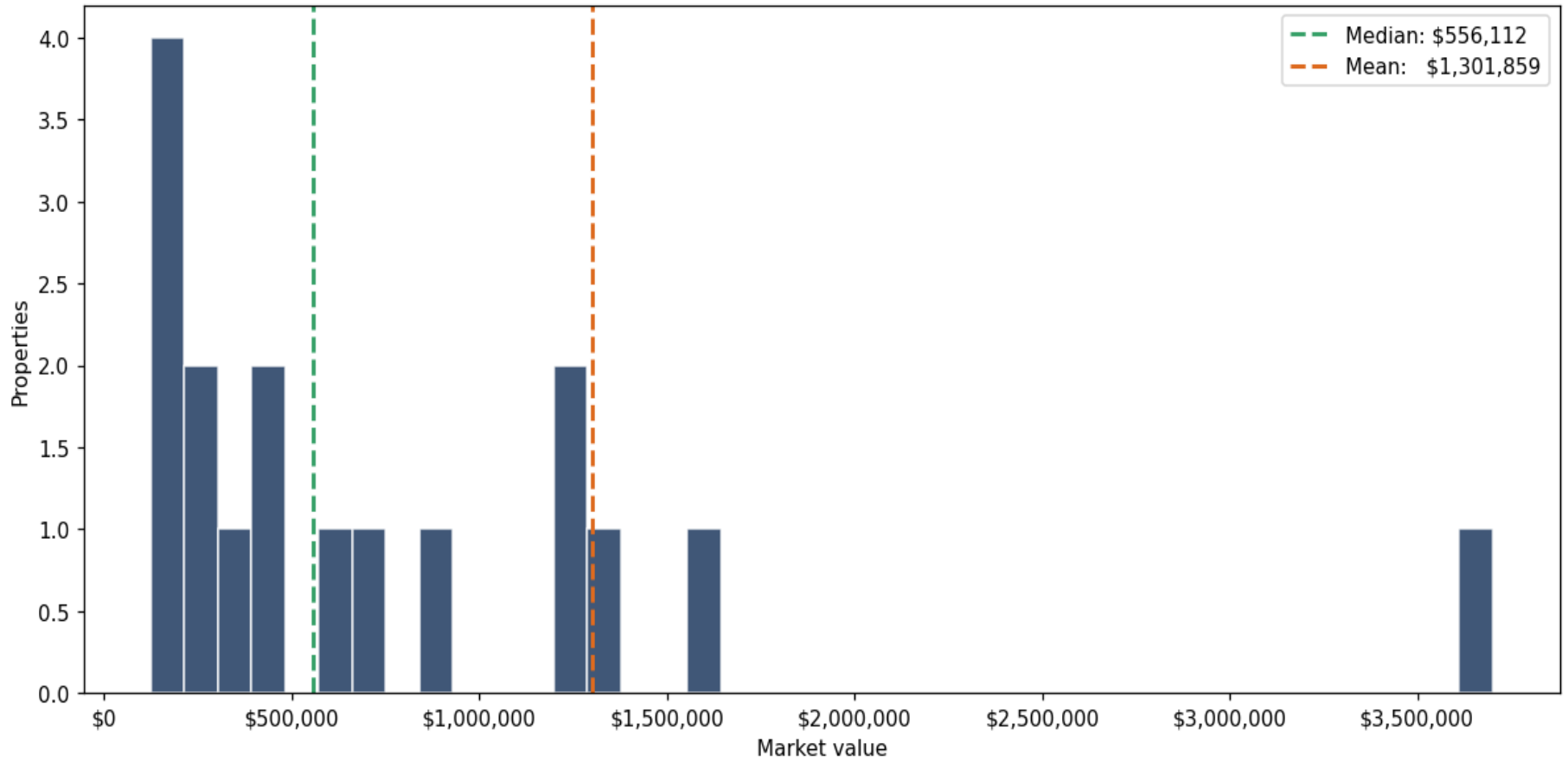
Filters applied	Headline numbers
<b>City:</b> St. Petersburg	<b>Properties matched:</b> 18
<b>Property type:</b> Telephone Company Property - office	<b>Median market value:</b> \$642,559
	<b>Mean market value:</b> \$1,301,859
	<b>Min / Max:</b> \$124,649 / \$9,700,000
	<b>Mean square footage:</b> 21,725

## Top 18 properties by market value

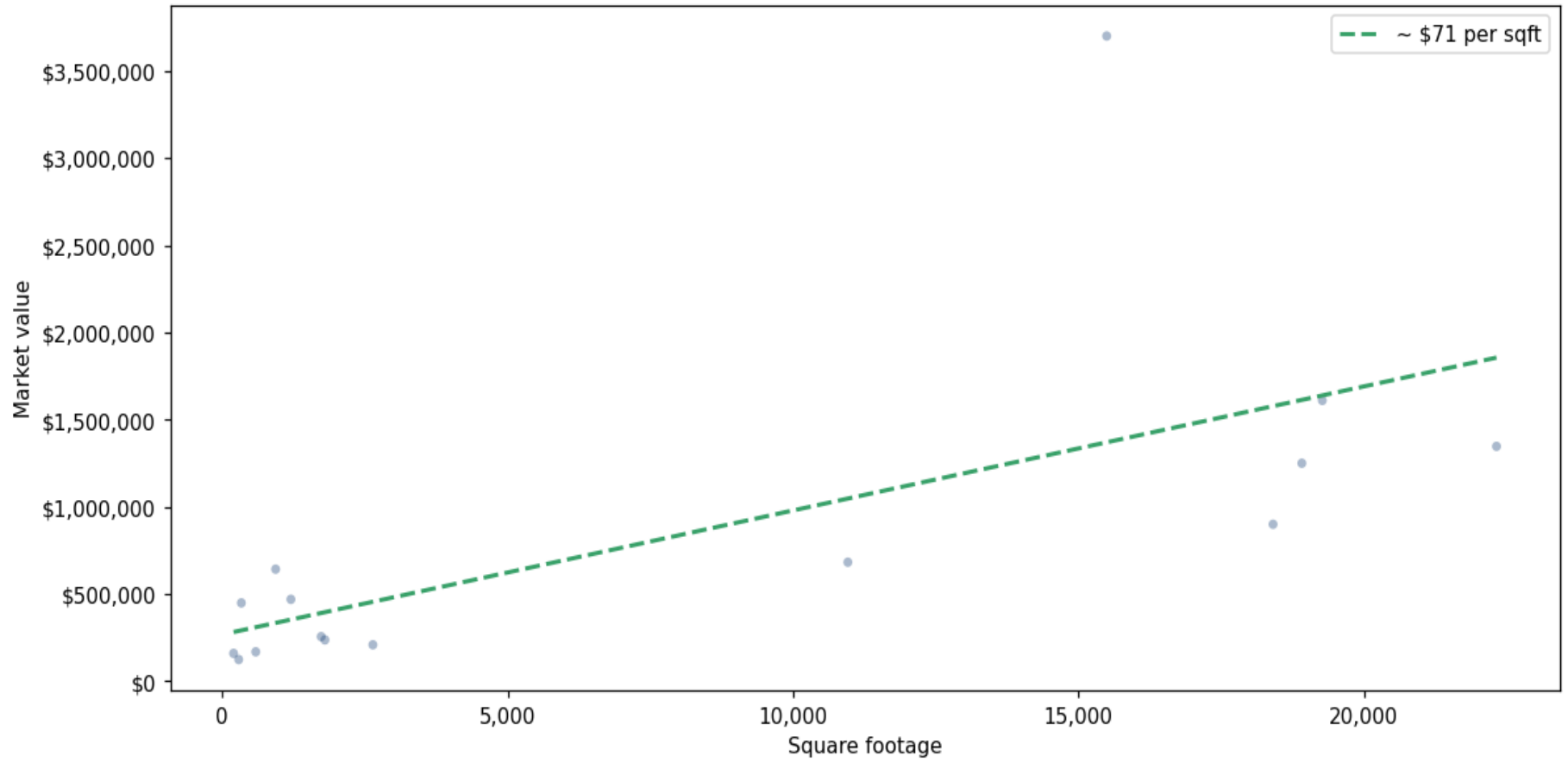
Address	City	Type	Market Value	Sq Ft	Year	Annual Tax
821 1ST AVE N	St. Petersburg	Telephone Company Proper	\$9,700,000	228,150	1967	\$195,213
4332 54TH AVE N	St. Petersburg	Telephone Company Proper	\$3,700,000	15,494	1968	\$78,948
2205 118TH AVE N	St. Petersburg	Telephone Company Proper	\$1,610,108	19,271	1997	\$32,422
2095 54TH AVE N	St. Petersburg	Telephone Company Proper	\$1,346,910	22,322	1956	\$28,682
843 93RD AVE N	St. Petersburg	Telephone Company Proper	\$1,250,000	18,912	1973	\$25,896
225 62ND ST N	St. Petersburg	Telephone Company Proper	\$1,205,000	26,080	1955	\$24,900
3250 54TH AVE S	St. Petersburg	Telephone Company Proper	\$900,000	18,408	1969	\$18,326
675 37TH ST S	St. Petersburg	Telephone Company Proper	\$682,424	10,960	1978	\$13,702
33RD ST S	St. Petersburg	Telephone Company Proper	\$642,559	936	2003	\$13,049
5218 CHANCELLOR ST NE	St. Petersburg	Telephone Company Proper	\$469,665	1,204	1990	\$8,912
2001 4TH AVE S	St. Petersburg	Telephone Company Proper	\$449,135	336	1990	\$9,110
10540 16TH ST N	St. Petersburg	Telephone Company Proper	\$322,395			\$6,557
7020 30TH AVE N	St. Petersburg	Telephone Company Proper	\$255,906	1,734	1987	\$5,151

Address	City	Type	Market Value	Sq Ft	Year	Annual Tax
1280 LAKE CARILLON DR	St. Petersburg	Telephone Company Proper	\$237,274	1,800	1987	\$4,891
7575 54TH AVE N	St. Petersburg	Telephone Company Proper	\$208,962	2,640	1975	\$4,589
2704 FAIRFIELD AVE S	St. Petersburg	Telephone Company Proper	\$168,655	588	1984	\$3,411
620 49TH ST S	St. Petersburg	Telephone Company Proper	\$159,824	200	2001	\$3,247
5497 65TH WAY N	St. Petersburg	Telephone Company Proper	\$124,649	290	1989	\$3,035

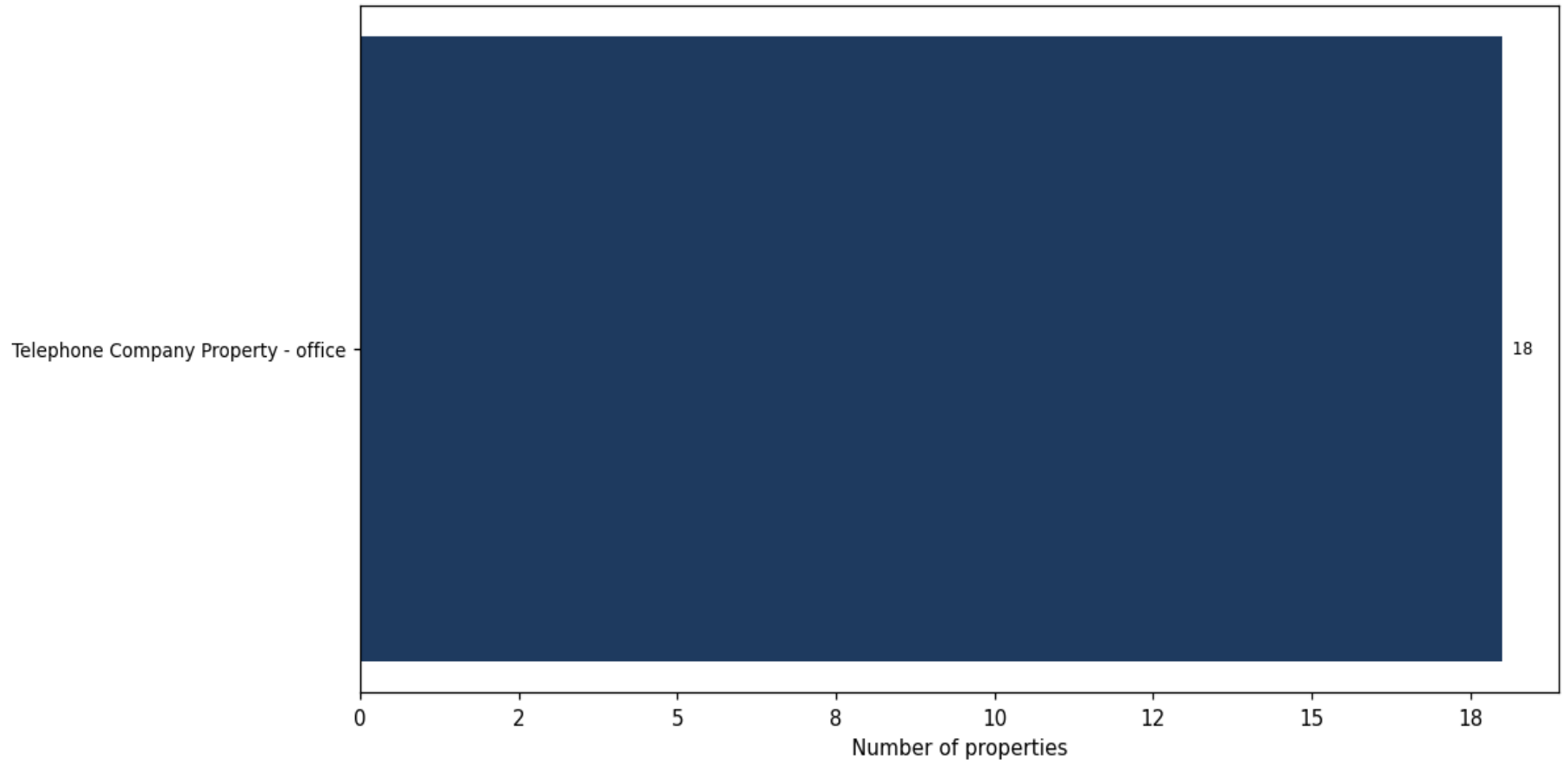
**Market value distribution (n=18, top 1% trimmed for readability)**



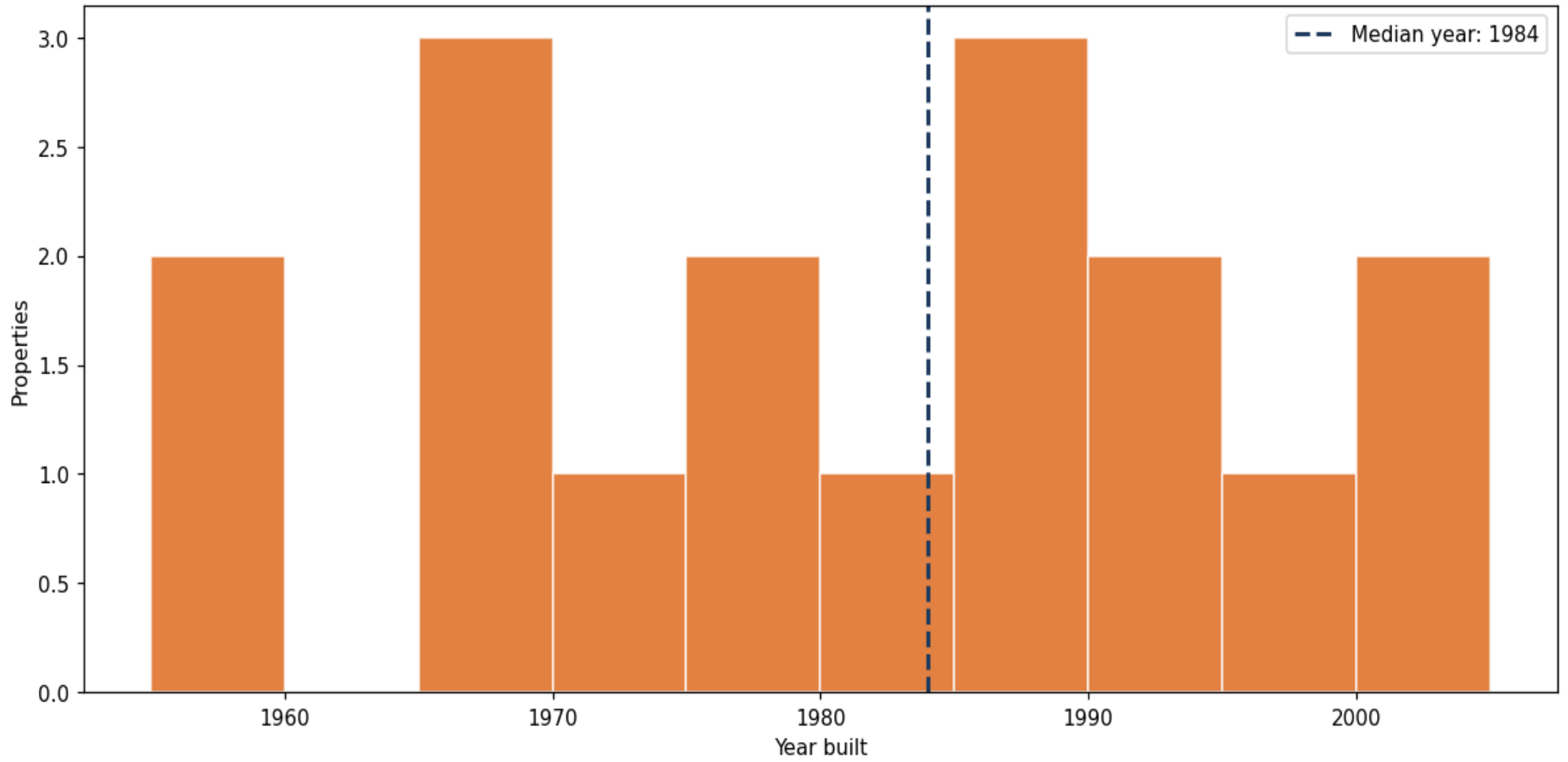
**Building size vs. market value (n=15, outliers trimmed)**



### Top property types by count



**Year built distribution (5-year buckets)**



**Market value vs. assessed value (gap = untaxed appreciation)**

