

Pinellas Property Market Report

23 matching properties • May 30, 2026

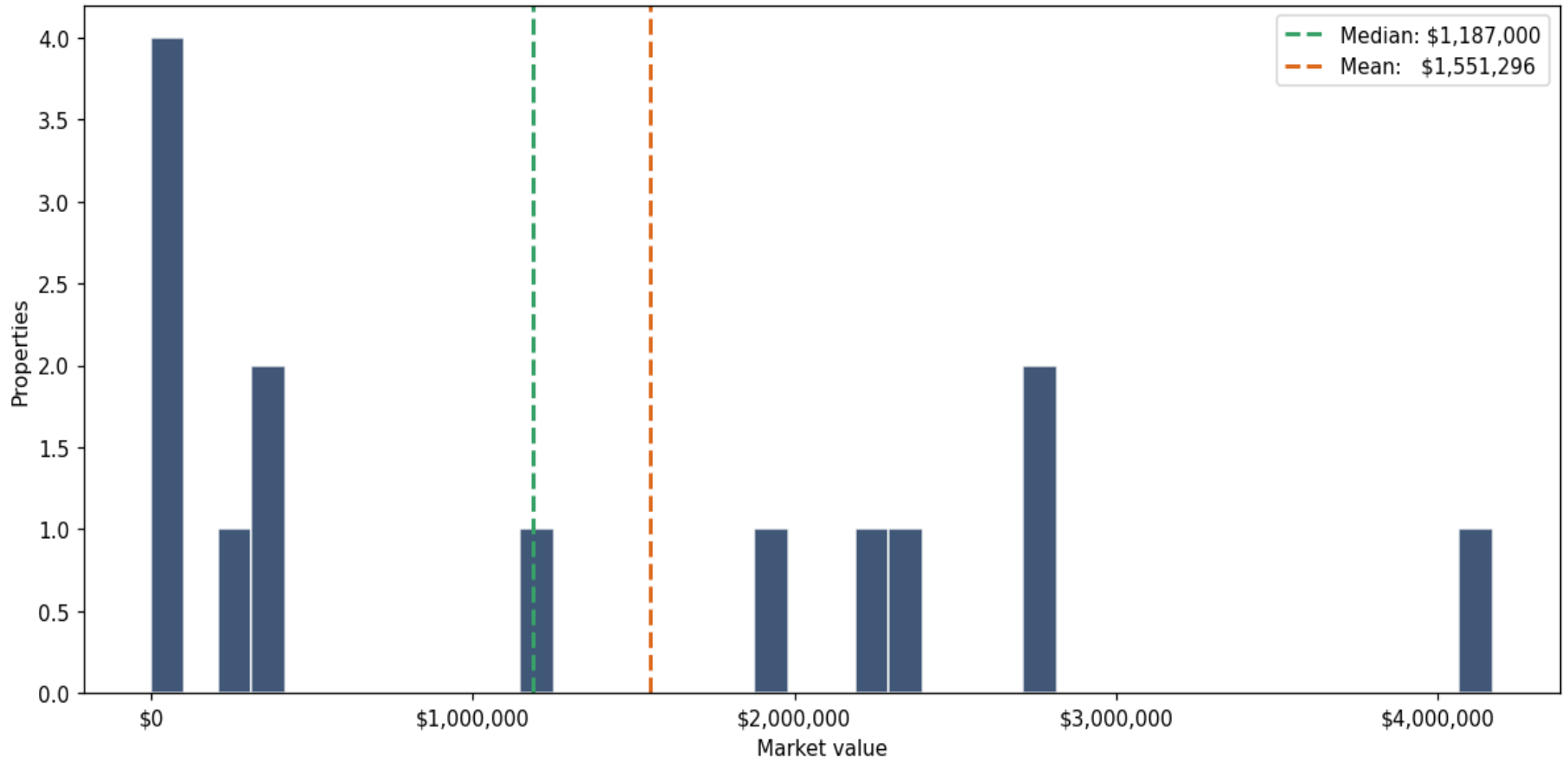
Filters applied	Headline numbers
City: St. Petersburg	Properties matched: 23
Property type: Regulation, PAR 3 Golf Course	Median market value: \$3,700
	Mean market value: \$1,011,715
	Min / Max: \$0 / \$4,900,000
	Mean square footage: 19,744

Top 23 properties by market value

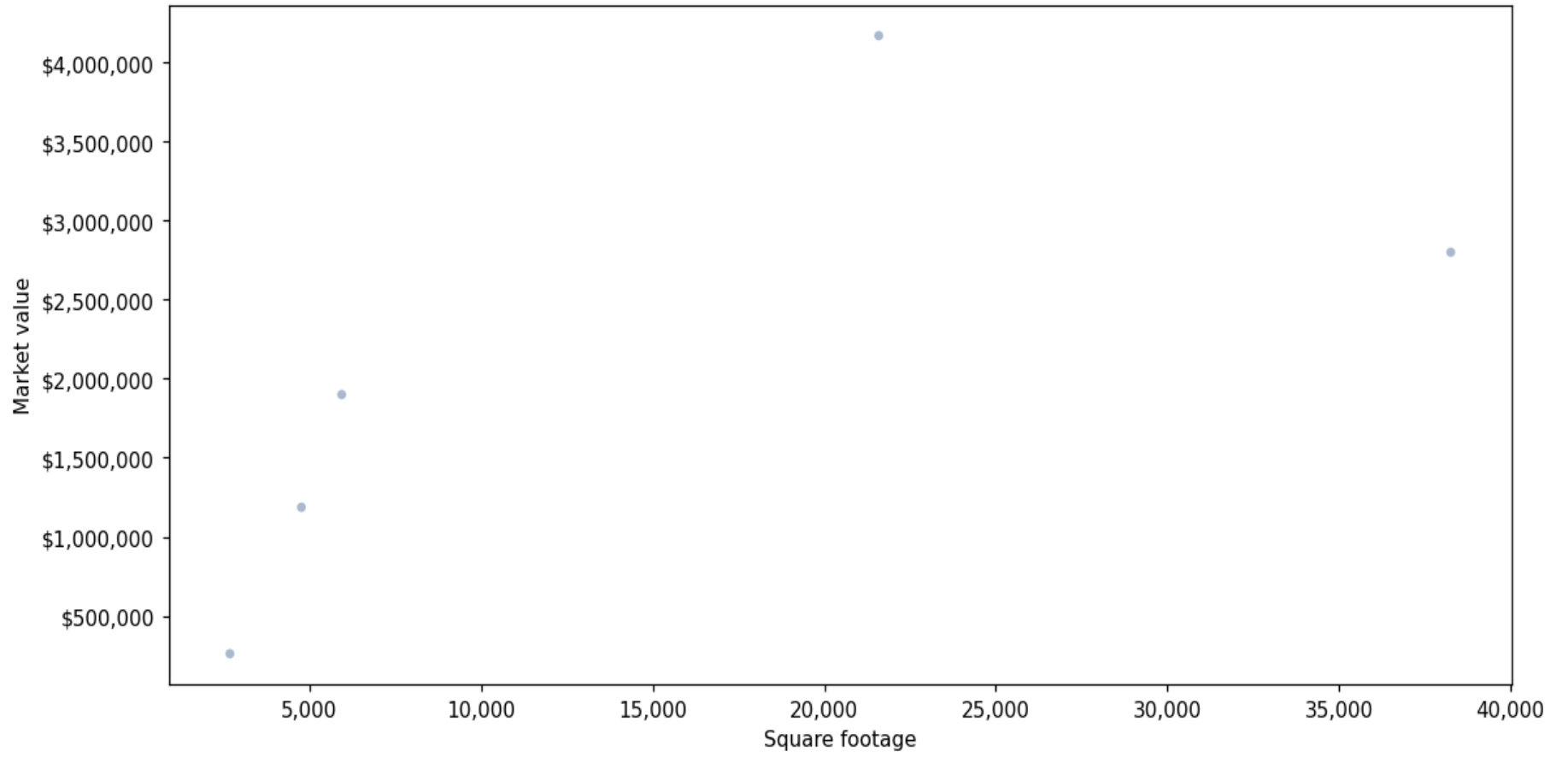
Address	City	Type	Market Value	Sq Ft	Year	Annual Tax
600 SNELL ISLE BLVD NE	St. Petersburg	Regulation, PAR 3 Golf C	\$4,900,000	26,572	1923	\$97,607
875 62ND AVE NE	St. Petersburg	Regulation, PAR 3 Golf C	\$4,170,000	21,587	1965	\$83,065
6000 SUN BLVD	St. Petersburg	Regulation, PAR 3 Golf C	\$2,800,000	38,255	2001	\$55,775
PINELLAS BAYWAY S	St. Petersburg	Regulation, PAR 3 Golf C	\$2,775,000			\$55,277
2000 COUNTRY CLUB WAY S	St. Petersburg	Regulation, PAR 3 Golf C	\$2,315,000	38,411		\$46,114
COUNTRY CLUB WAY S	St. Petersburg	Regulation, PAR 3 Golf C	\$2,215,000			\$44,122
3800 22ND AVE S	St. Petersburg	Regulation, PAR 3 Golf C	\$1,900,000	5,938	1992	\$37,847
875 62ND AVE NE	St. Petersburg	Regulation, PAR 3 Golf C	\$1,187,000	4,764	2000	\$23,645
GULFPORT BLVD S	St. Petersburg	Regulation, PAR 3 Golf C	\$391,604			\$6,391
62TH AVE NE	St. Petersburg	Regulation, PAR 3 Golf C	\$347,800			\$6,928
875 62ND AVE NE	St. Petersburg	Regulation, PAR 3 Golf C	\$260,800	2,680	1978	\$5,195
ROYAL PALM DR S	St. Petersburg	Regulation, PAR 3 Golf C	\$3,700			\$58
PALMERA BLVD NE	St. Petersburg	Regulation, PAR 3 Golf C	\$2,890			\$58

Address	City	Type	Market Value	Sq Ft	Year	Annual Tax
PINELLAS BAYWAY	St. Petersburg	Regulation, PAR 3 Golf C	\$476			\$9
34TH AVE NE	St. Petersburg	Regulation, PAR 3 Golf C	\$170			\$3
PINELLAS BAYWAY S	St. Petersburg	Regulation, PAR 3 Golf C	\$0			\$0
PINELLAS BAYWAY S	St. Petersburg	Regulation, PAR 3 Golf C	\$0			\$0
PINELLAS BAYWAY S	St. Petersburg	Regulation, PAR 3 Golf C	\$0			\$0
PINELLAS BAYWAY S	St. Petersburg	Regulation, PAR 3 Golf C	\$0			\$0
PINELLAS BAYWAY S	St. Petersburg	Regulation, PAR 3 Golf C	\$0			\$0
PINELLAS BAYWAY S	St. Petersburg	Regulation, PAR 3 Golf C	\$0			\$0
PINELLAS BAYWAY S	St. Petersburg	Regulation, PAR 3 Golf C	\$0			\$0
PINELLAS BAYWAY S	St. Petersburg	Regulation, PAR 3 Golf C	\$0			\$0
BAHAI DEL MAR BLVD	St. Petersburg	Regulation, PAR 3 Golf C	\$0			\$0

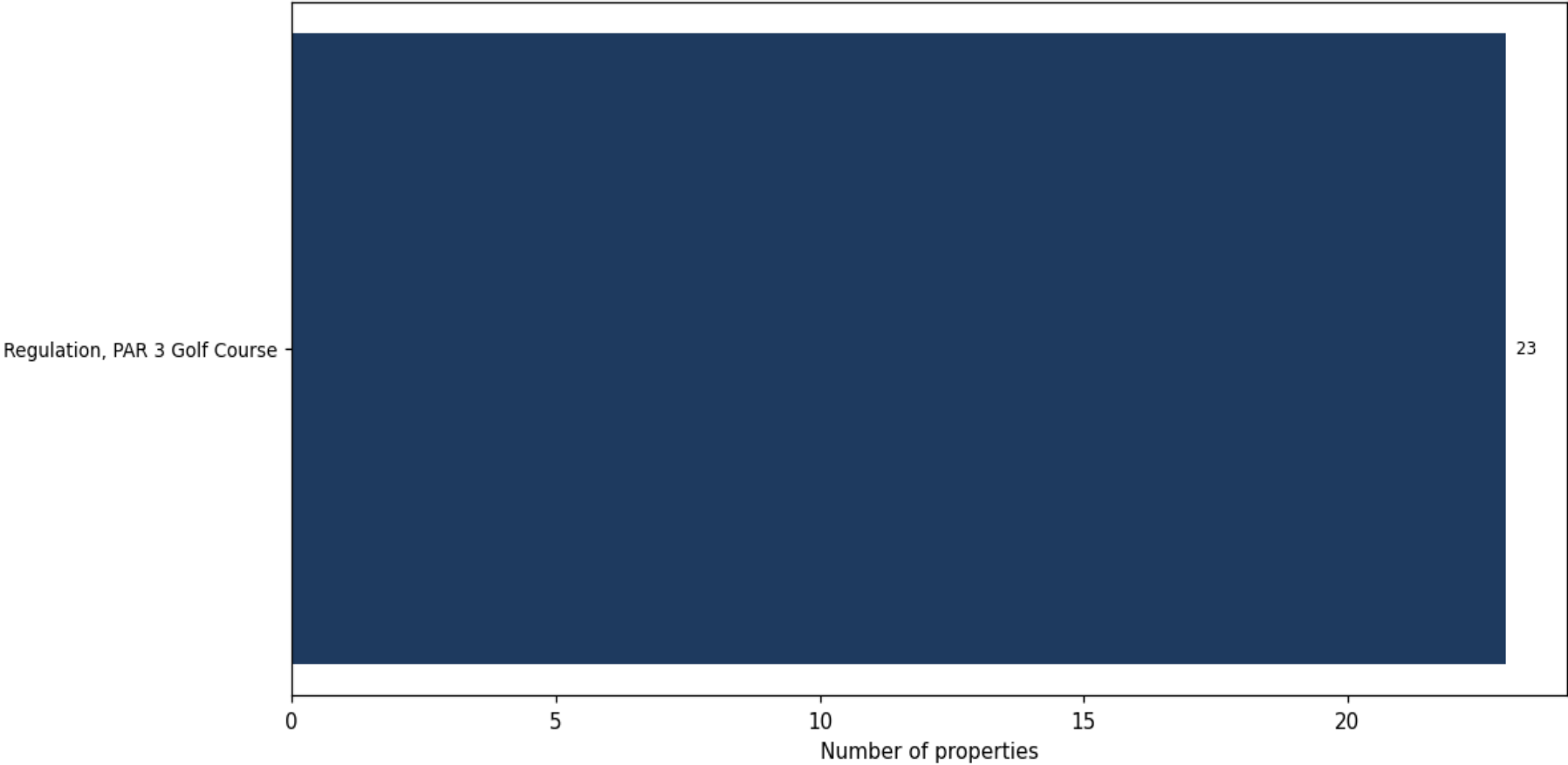
Market value distribution (n=15, top 1% trimmed for readability)



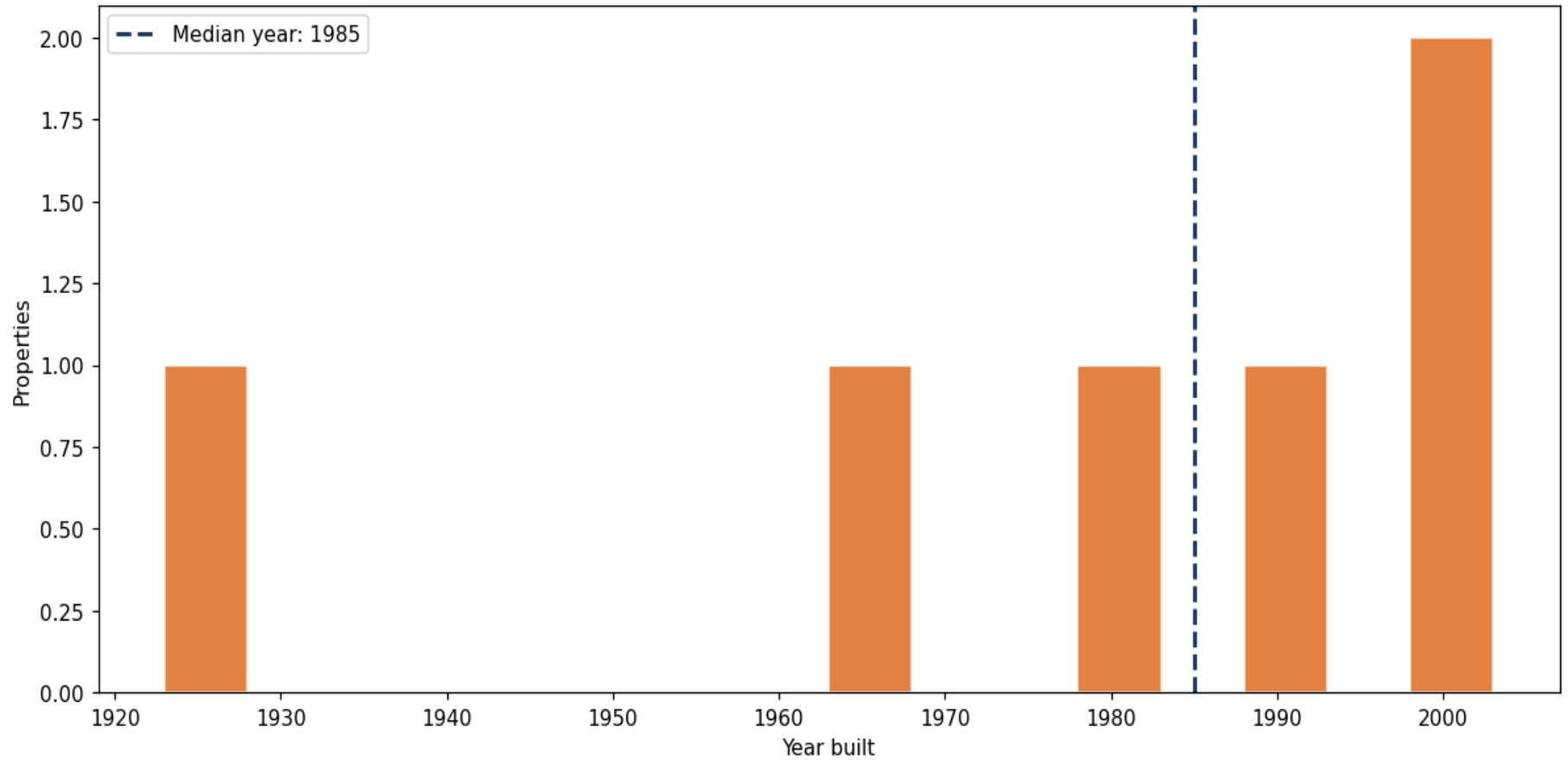
Building size vs. market value (n=5, outliers trimmed)



Top property types by count



Year built distribution (5-year buckets)



Market value vs. assessed value (gap = untaxed appreciation)

