

Pinellas Property Market Report

52 matching properties • May 30, 2026

Filters applied	Headline numbers
City: St. Petersburg	Properties matched: 52
Property type: Private Schools	Median market value: \$570,000
	Mean market value: \$4,465,265
	Min / Max: \$62,500 / \$86,500,000
	Mean square footage: 26,237

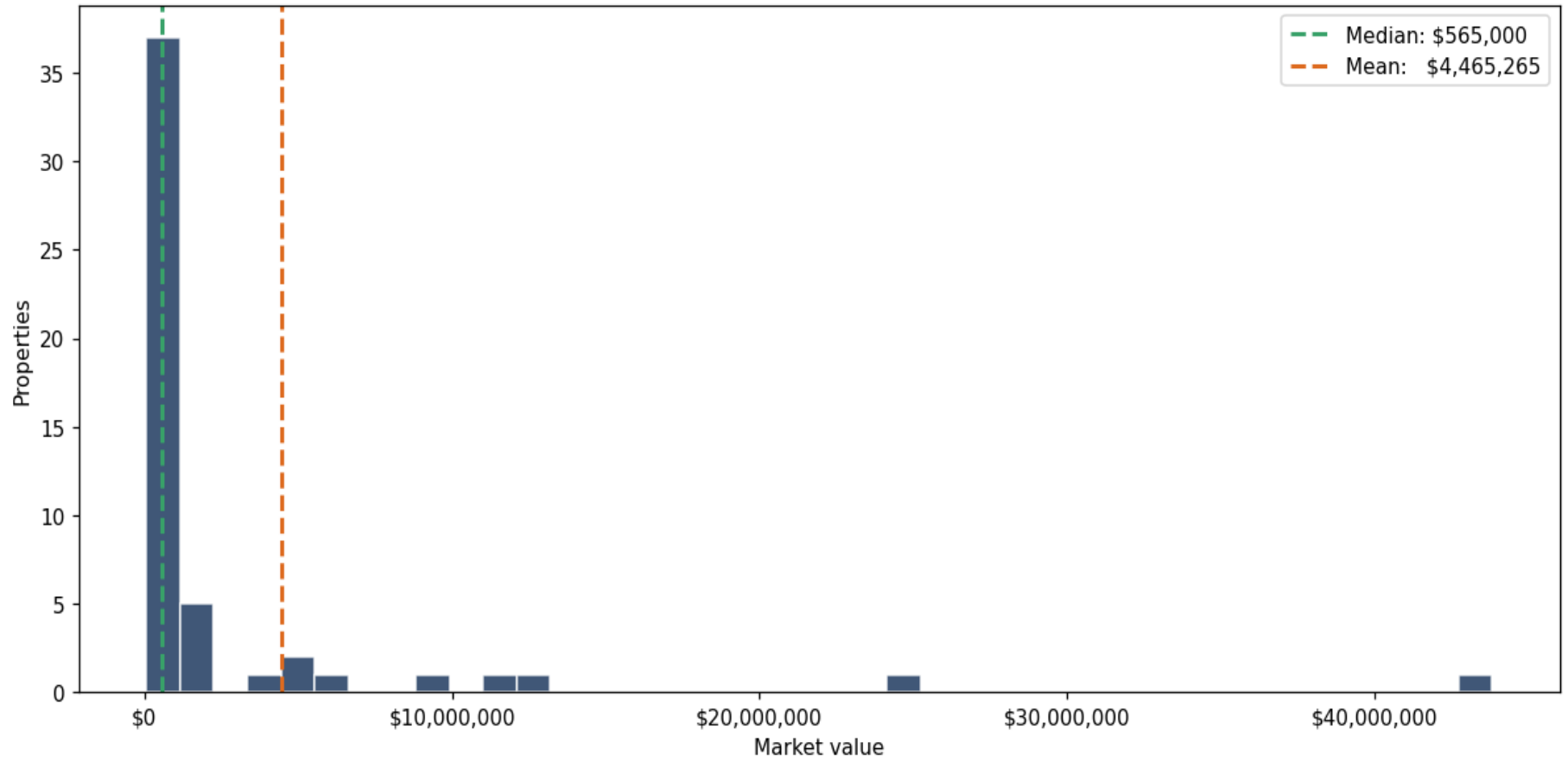
Top 52 properties by market value

Address	City	Type	Market Value	Sq Ft	Year	Annual Tax
4200 54TH AVE S	St. Petersburg	Private Schools & Colleg	\$86,500,000	457,071	1963	\$1,774,845
5101 1ST ST NE	St. Petersburg	Private Schools & Colleg	\$43,832,213	240,113	2004	\$767,239
501 PARK ST N	St. Petersburg	Private Schools & Colleg	\$24,406,877	155,294	1956	\$488,302
990 62ND AVE NE	St. Petersburg	Private Schools & Colleg	\$12,885,265	78,994	1985	\$235,591
10200 DR MARTIN LUTHER KING JR S	St. Petersburg	Private Schools & Colleg	\$11,100,000	101,472	1988	\$229,077
801 3RD ST S	St. Petersburg	Private Schools & Colleg	\$9,300,000	49,688	1985	\$194,217
870 4TH ST S	St. Petersburg	Private Schools & Colleg	\$5,879,740	10,790	1960	\$130,178
2220 62ND AVE S	St. Petersburg	Private Schools & Colleg	\$4,993,501	20,192	2020	\$95,318
2301 22ND AVE S	St. Petersburg	Private Schools & Colleg	\$4,909,753	23,145	1998	\$93,890
3600 FAIRFIELD AVE S	St. Petersburg	Private Schools & Colleg	\$4,000,811	23,484	2003	\$72,964
800 6TH AVE S	St. Petersburg	Private Schools & Colleg	\$2,000,000	9,450	1989	\$41,831
942 19TH ST S	St. Petersburg	Private Schools & Colleg	\$1,685,000	18,055	1980	\$35,258
3245 EXECUTIVE DR	St. Petersburg	Private Schools & Colleg	\$1,595,000	6,254	1988	\$42,827

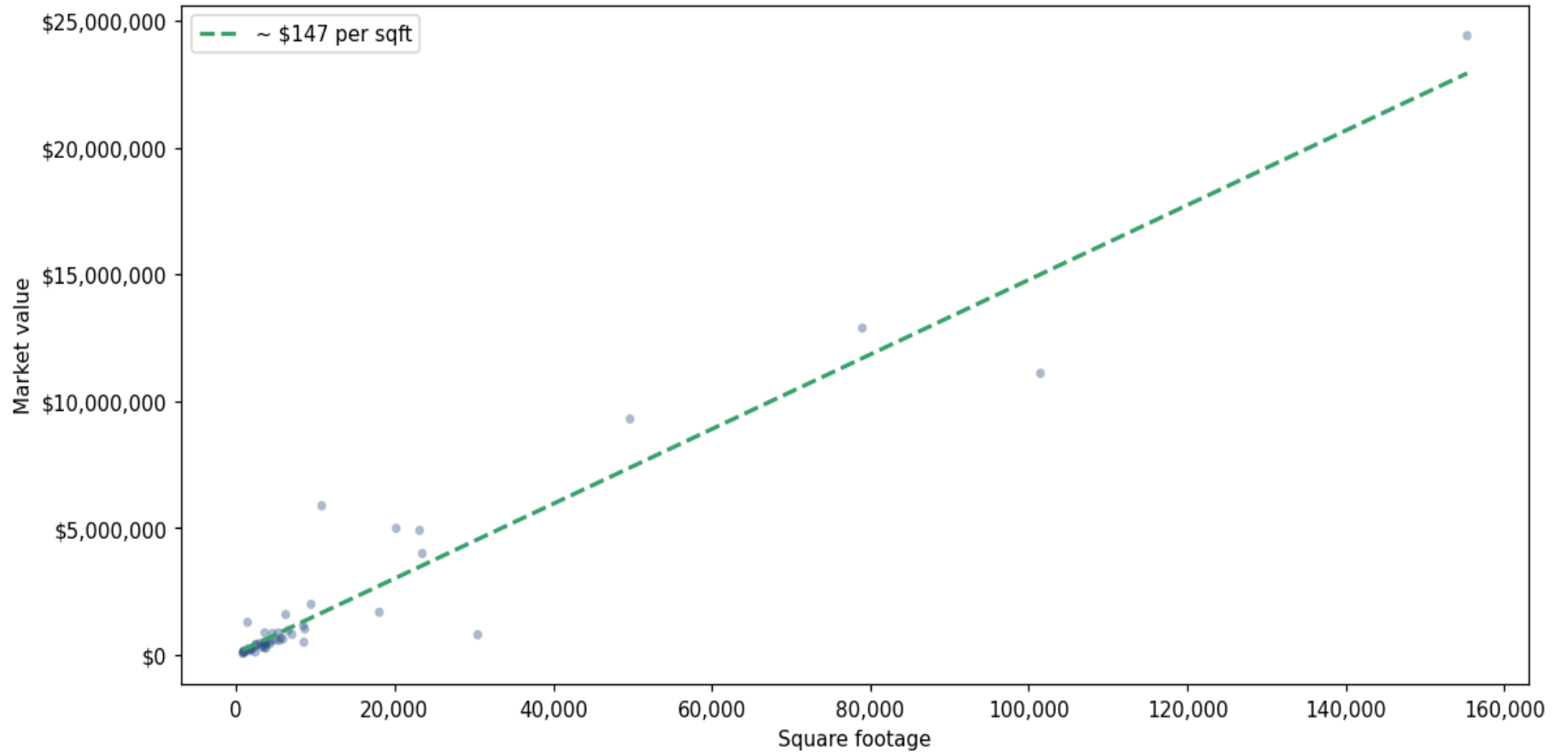
Address	City	Type	Market Value	Sq Ft	Year	Annual Tax
700 PARK ST N	St. Petersburg	Private Schools & Colleg	\$1,289,031	1,440	1928	\$27,069
2250 62ND AVE S	St. Petersburg	Private Schools & Colleg	\$1,160,000	8,478	1981	\$23,904
3590 32ND ST S	St. Petersburg	Private Schools & Colleg	\$1,025,000	8,671	1986	\$21,414
1930 4TH ST S	St. Petersburg	Private Schools & Colleg	\$970,000	6,576	2008	\$20,019
1619 11TH AVE N	St. Petersburg	Private Schools & Colleg	\$880,000	3,618	1973	\$20,418
2100 62ND AVE N	St. Petersburg	Private Schools & Colleg	\$875,000	5,310	1965	\$19,263
690 CARILLON PKWY	St. Petersburg	Private Schools & Colleg	\$850,000	4,584	1987	\$17,529
10830 NAVAJO DR	St. Petersburg	Private Schools & Colleg	\$810,000	7,056	1968	\$15,175
1900 12TH ST S	St. Petersburg	Private Schools & Colleg	\$800,000	30,482	1950	\$16,832
438 62ND AVE N	St. Petersburg	Private Schools & Colleg	\$670,000	5,614	1970	\$13,944
2355 28TH ST S	St. Petersburg	Private Schools & Colleg	\$630,000	5,925	1955	\$13,147
6030 1ST ST N	St. Petersburg	Private Schools & Colleg	\$600,000	4,968	1974	\$12,549
618 94TH AVE N	St. Petersburg	Private Schools & Colleg	\$570,000	5,425	1980	\$11,852
3449 13TH AVE N	St. Petersburg	Private Schools & Colleg	\$560,000	4,412	1964	\$11,753
6427 54TH AVE N	St. Petersburg	Private Schools & Colleg	\$505,000	8,550	1973	\$12,147
1847 1ST AVE N	St. Petersburg	Private Schools & Colleg	\$490,000	3,540	1973	\$10,259
1480 74TH ST N	St. Petersburg	Private Schools & Colleg	\$475,000	3,960	1970	\$9,860
4025 49TH ST N	St. Petersburg	Private Schools & Colleg	\$460,000	3,633	1958	\$10,211
2869 54TH AVE N	St. Petersburg	Private Schools & Colleg	\$450,000	2,958	1956	\$9,947
50 50TH ST S	St. Petersburg	Private Schools & Colleg	\$445,000	4,264	1952	\$9,362
313 18TH AVE S	St. Petersburg	Private Schools & Colleg	\$425,000	2,588	1961	\$10,458
555 40TH ST N	St. Petersburg	Private Schools & Colleg	\$420,000	3,718	1967	\$8,765
6340 CENTRAL AVE	St. Petersburg	Private Schools & Colleg	\$400,000	2,406	1952	\$8,466
4401 38TH AVE N	St. Petersburg	Private Schools & Colleg	\$395,000	3,400	1956	\$10,358
1766 49TH ST S	St. Petersburg	Private Schools & Colleg	\$322,500	2,405	1930	\$6,773

Address	City	Type	Market Value	Sq Ft	Year	Annual Tax
4500 38TH AVE N	St. Petersburg	Private Schools & Colleg	\$315,000	3,304	1965	\$6,474
530 31ST ST S	St. Petersburg	Private Schools & Colleg	\$290,000	3,568	1959	\$6,076
2511 5TH AVE S	St. Petersburg	Private Schools & Colleg	\$267,500	3,764	1956	\$5,578
615 28TH ST S	St. Petersburg	Private Schools & Colleg	\$242,500	1,972	1973	\$5,080
474 94TH AVE N	St. Petersburg	Private Schools & Colleg	\$240,000	1,765	1956	\$5,030
1240 49TH ST S	St. Petersburg	Private Schools & Colleg	\$234,094	1,374	1952	\$4,822
1100 62ND AVE S	St. Petersburg	Private Schools & Colleg	\$200,000	1,908	1967	\$4,233
3242 22ND AVE S	St. Petersburg	Private Schools & Colleg	\$160,000	1,582	1986	\$3,386
4931 1ST AVE S	St. Petersburg	Private Schools & Colleg	\$150,000	936	1940	\$3,088
1800 49TH ST S	St. Petersburg	Private Schools & Colleg	\$135,000	900	1955	\$2,839
3327 33RD AVE N	St. Petersburg	Private Schools & Colleg	\$120,000	1,017	1958	\$2,520
2332 DR MARTIN LUTHER KING JR ST	St. Petersburg	Private Schools & Colleg	\$117,500	2,431	1952	\$2,490
2836 55TH AVE N	St. Petersburg	Private Schools & Colleg	\$95,000	968	1957	\$2,105
2330 DR MARTIN LUTHER KING JR ST	St. Petersburg	Private Schools & Colleg	\$62,500	836	1960	\$1,295

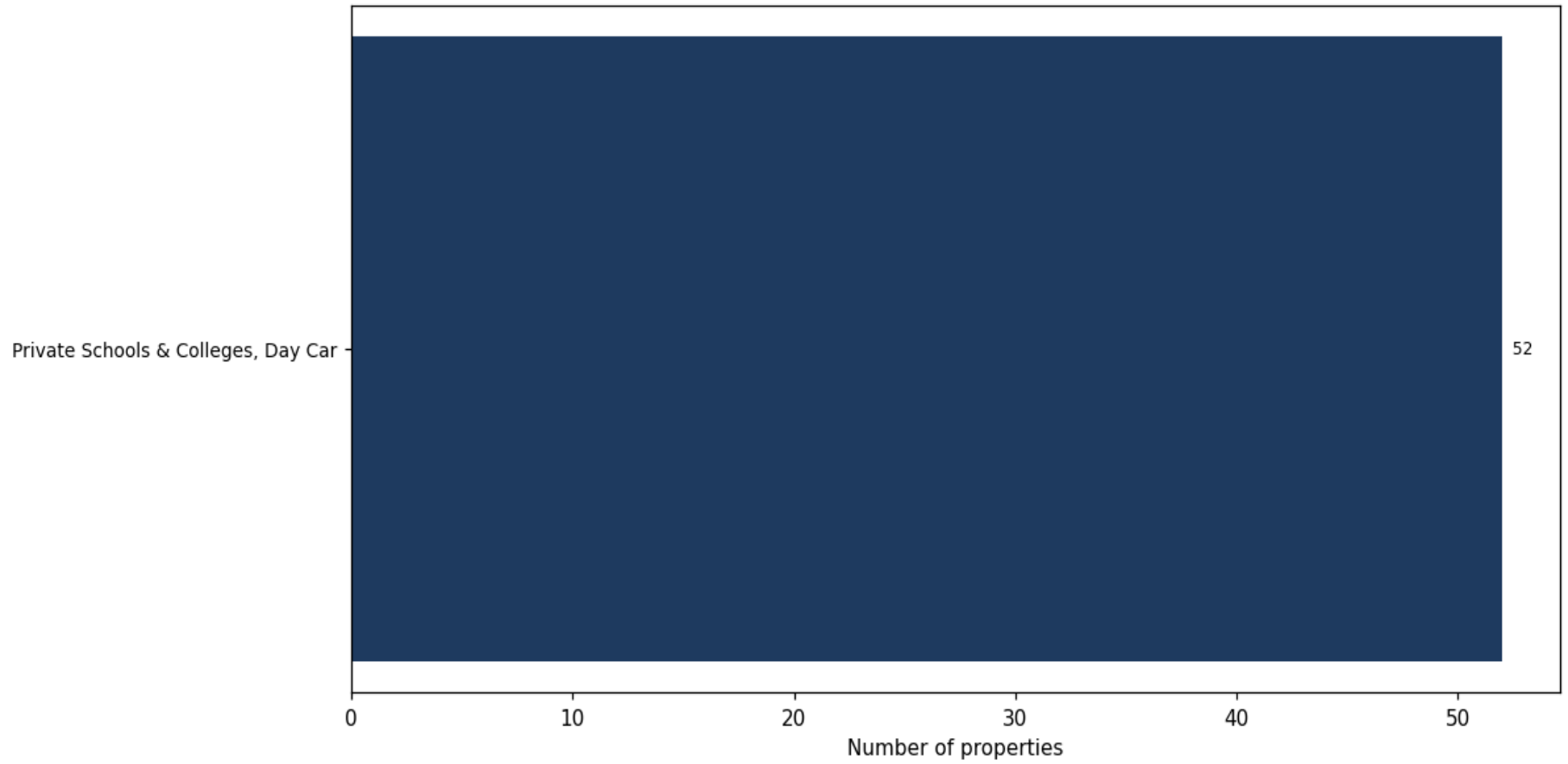
Market value distribution (n=52, top 1% trimmed for readability)



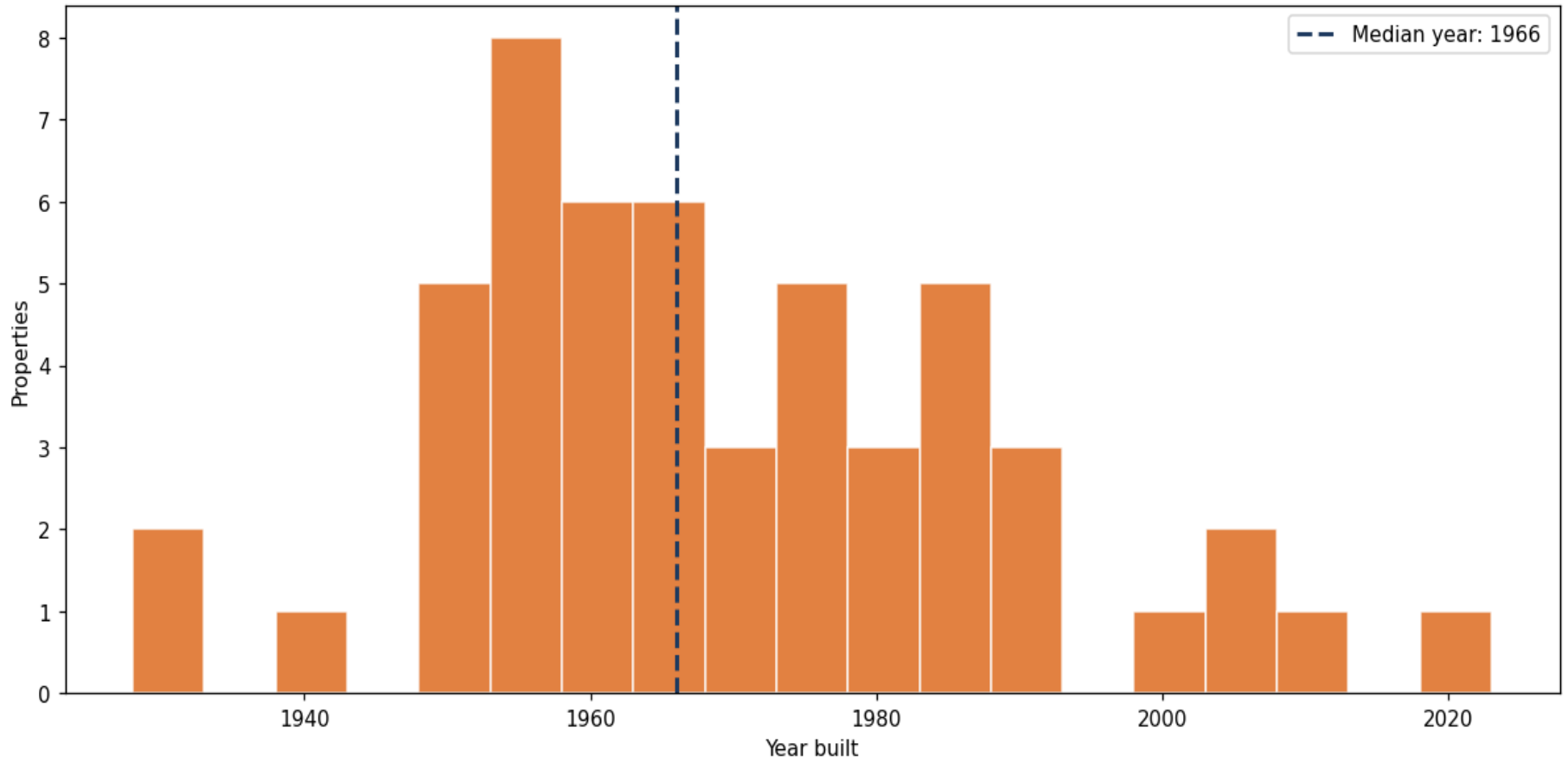
Building size vs. market value (n=50, outliers trimmed)



Top property types by count



Year built distribution (5-year buckets)



Market value vs. assessed value (gap = untaxed appreciation)

