

# Pinellas Property Market Report

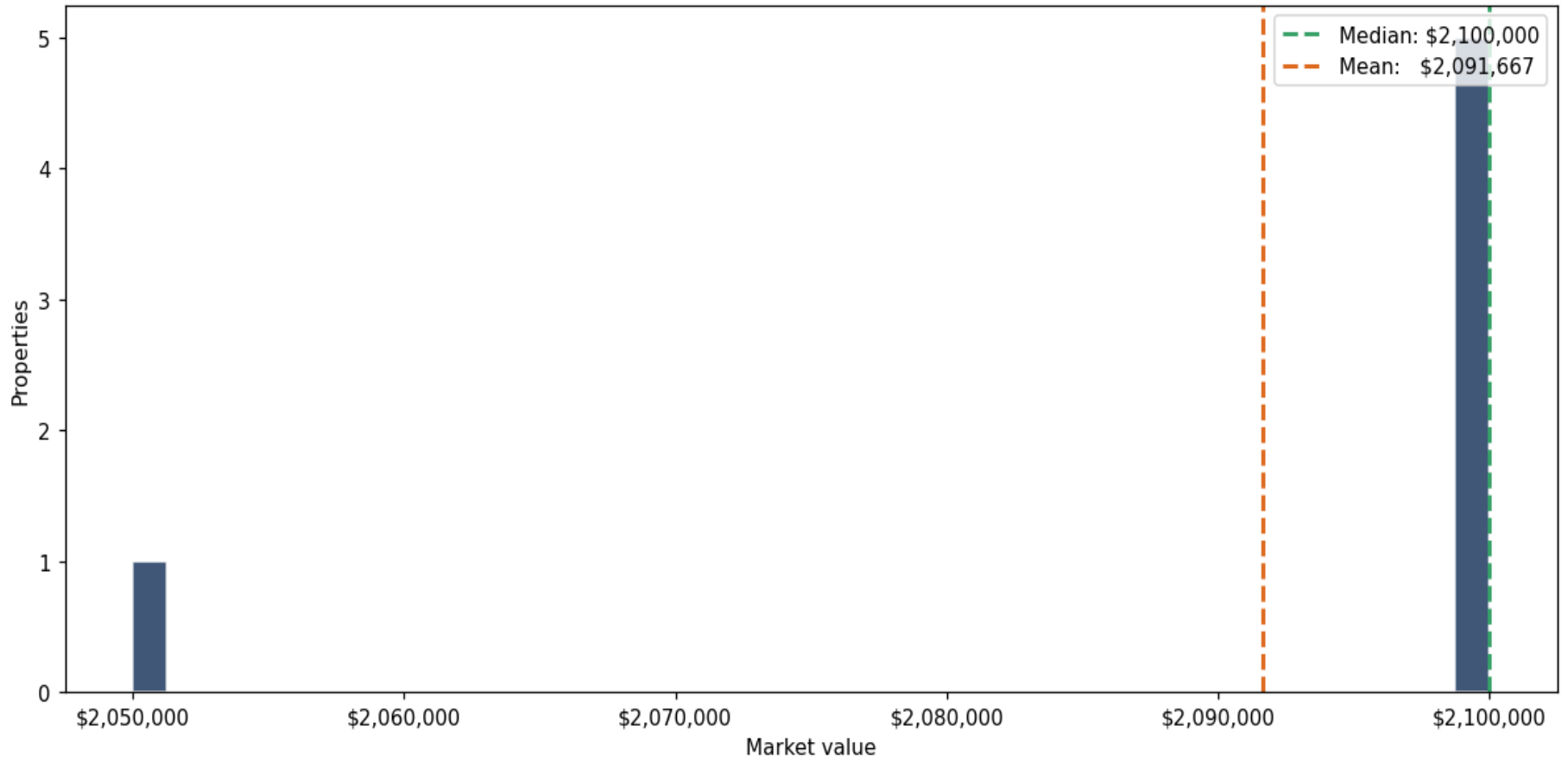
6 matching properties • May 30, 2026

| Filters applied                              | Headline numbers                            |
|--|---|
| <b>City:</b> St. Petersburg                  | <b>Properties matched:</b> 6                |
| <b>Property type:</b> Parking Garage - Condo | <b>Median market value:</b> \$2,100,000     |
|  | <b>Mean market value:</b> \$2,091,667       |
|  | <b>Min / Max:</b> \$2,050,000 / \$2,100,000 |
|  | <b>Mean square footage:</b> 0               |

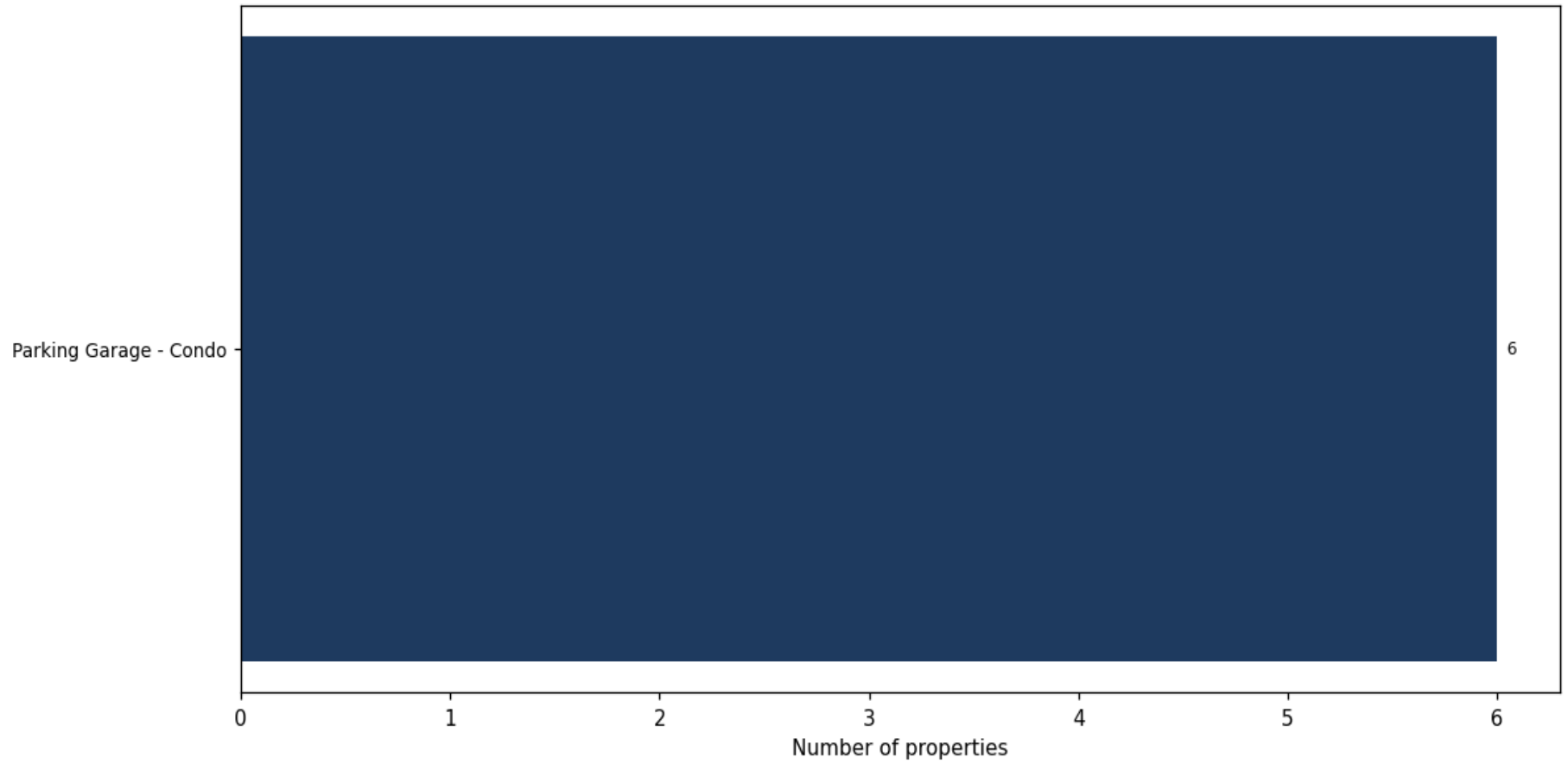
## Top 6 properties by market value

| Address          | City           | Type                   | Market Value | Sq Ft | Year | Annual Tax |
|------------------|----------------|------------------------|--------------|-------|------|------------|
| 117 2ND ST N # 6 | St. Petersburg | Parking Garage - Condo | \$2,100,000  |       | 2000 | \$42,827   |
| 117 2ND ST N # 2 | St. Petersburg | Parking Garage - Condo | \$2,100,000  |       | 2000 | \$42,827   |
| 117 2ND ST N # 5 | St. Petersburg | Parking Garage - Condo | \$2,100,000  |       | 2000 | \$42,827   |
| 117 2ND ST N # 4 | St. Petersburg | Parking Garage - Condo | \$2,100,000  |       | 2000 | \$42,827   |
| 117 2ND ST N # 3 | St. Petersburg | Parking Garage - Condo | \$2,100,000  |       | 2000 | \$42,827   |
| 117 2ND ST N # 7 | St. Petersburg | Parking Garage - Condo | \$2,050,000  |       | 2000 | \$40,835   |

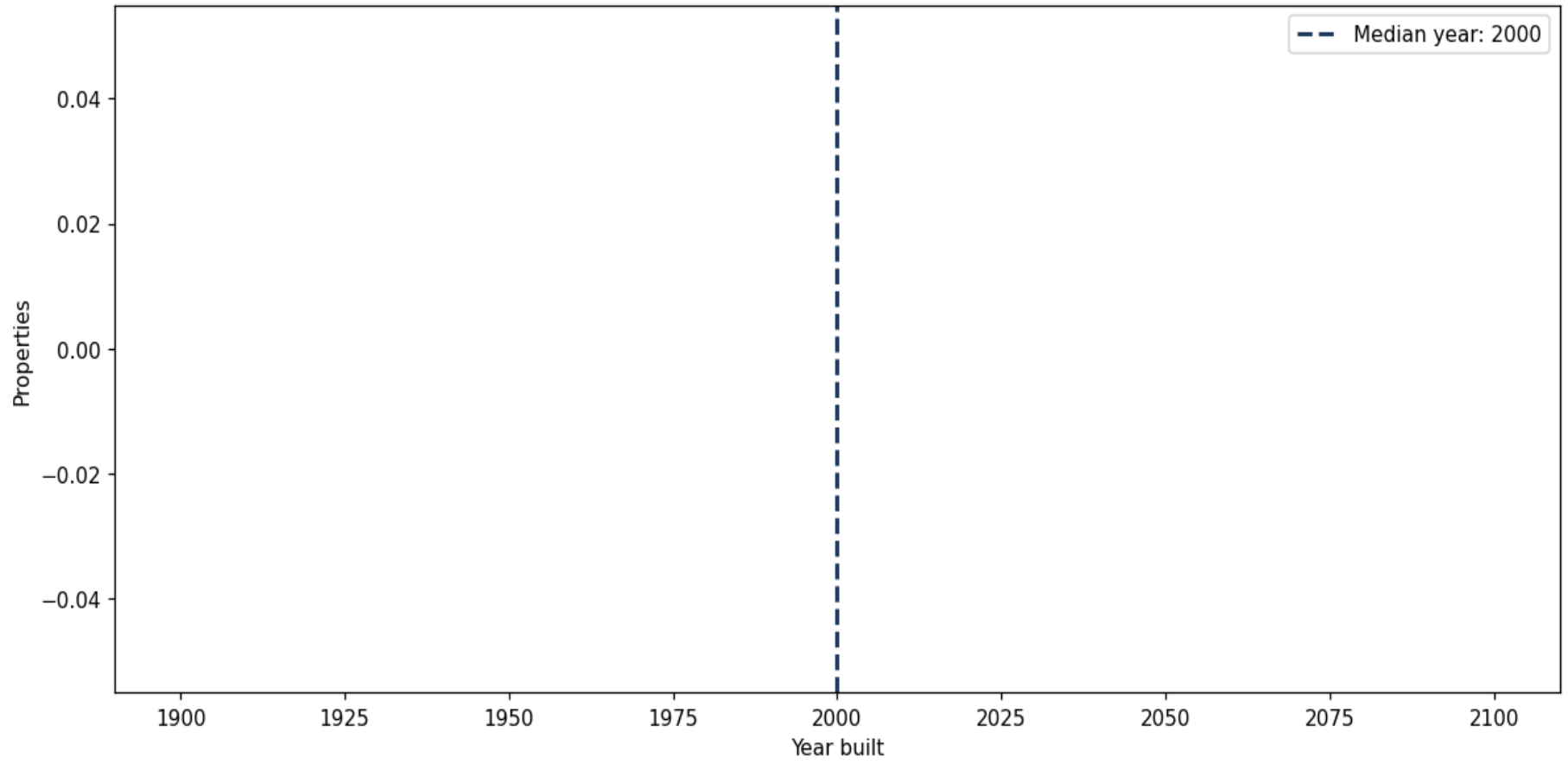
**Market value distribution (n=6, top 1% trimmed for readability)**



### Top property types by count



**Year built distribution (5-year buckets)**



### Market value vs. assessed value (gap = untaxed appreciation)

