

Pinellas Property Market Report

22 matching properties • May 31, 2026

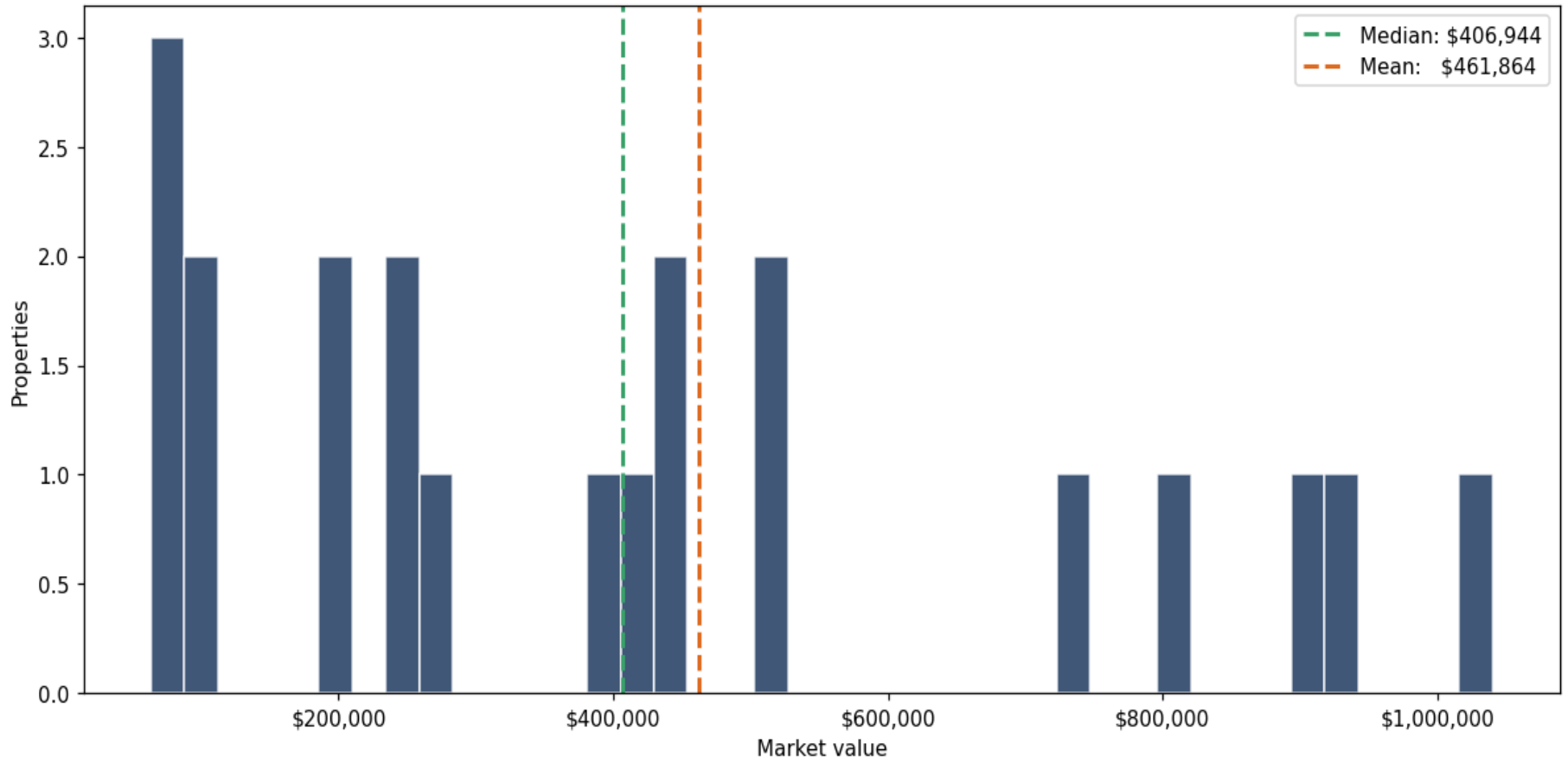
Filters applied	Headline numbers
City: St. Petersburg	Properties matched: 22
Property type: Open Storage	Median market value: \$428,887
	Mean market value: \$461,864
	Min / Max: \$63,393 / \$1,425,000
	Mean square footage: 4,722

Top 22 properties by market value

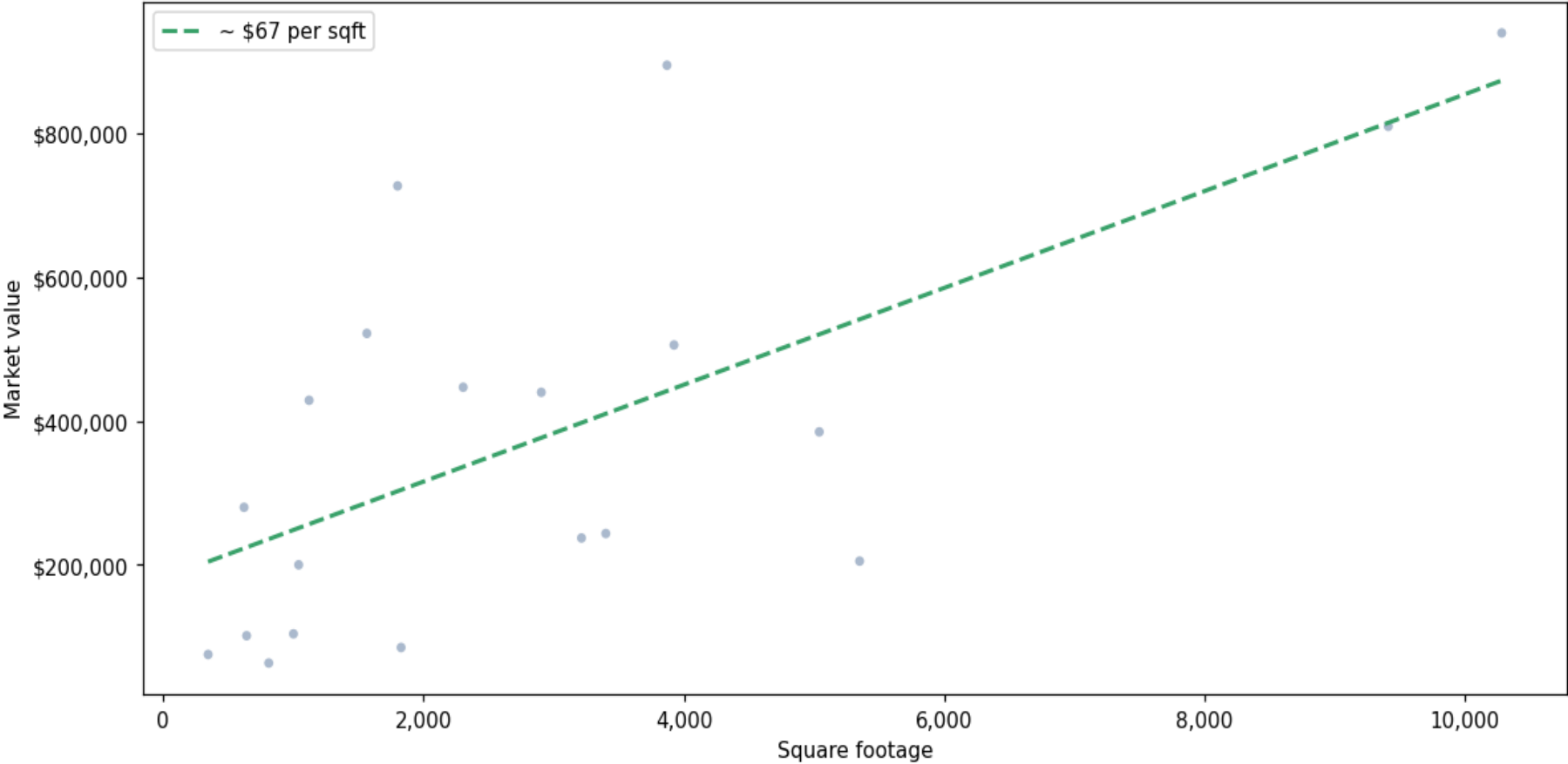
Address	City	Type	Market Value	Sq Ft	Year	Annual Tax
125 19TH ST S	St. Petersburg	Open Storage	\$1,425,000	32,060	1924	\$29,282
600 24TH ST S	St. Petersburg	Open Storage	\$1,040,000	11,369	1946	\$21,712
2600 24TH ST N	St. Petersburg	Open Storage	\$940,000	10,284	1969	\$19,721
2221 5TH AVE S	St. Petersburg	Open Storage	\$895,000	3,870	1947	\$18,227
2550 30TH AVE N	St. Petersburg	Open Storage	\$810,000	9,412	1954	\$16,633
5105 64TH ST N	St. Petersburg	Open Storage	\$727,184	1,800	1990	\$15,320
6701 40TH AVE N	St. Petersburg	Open Storage	\$521,916	1,564	1965	\$11,064
6814 46TH AVE N	St. Petersburg	Open Storage	\$505,824	3,924	1950	\$11,920
843 43RD ST S	St. Petersburg	Open Storage	\$447,029	2,304	1973	\$9,114
2625 33RD AVE N	St. Petersburg	Open Storage	\$440,000	2,904	1983	\$9,163
3611 TYRONE BLVD N	St. Petersburg	Open Storage	\$428,887	1,120	1961	\$8,837
4450 MORRIS ST N	St. Petersburg	Open Storage	\$385,000	5,040	2004	\$8,390
1601 3RD AVE S	St. Petersburg	Open Storage	\$280,000	620	1984	\$6,773

Address	City	Type	Market Value	Sq Ft	Year	Annual Tax
5292 MAIN ST N	St. Petersburg	Open Storage	\$243,577	3,400	1963	\$5,247
701 43RD ST S	St. Petersburg	Open Storage	\$237,324	3,213	1948	\$5,006
600 24TH ST S	St. Petersburg	Open Storage	\$205,193	5,350	1946	\$4,212
2300 4TH AVE S	St. Petersburg	Open Storage	\$200,000	1,040	1920	\$4,233
3037 18TH AVE S	St. Petersburg	Open Storage	\$104,000	1,000	1988	\$2,171
4635 8TH AVE S	St. Petersburg	Open Storage	\$101,394	640	1952	\$2,024
3951 56TH AVE N	St. Petersburg	Open Storage	\$85,000	1,827	1957	\$2,000
4724 FREEMONT TER S	St. Petersburg	Open Storage	\$75,290	344	1961	\$1,572
4413 MORRIS ST N	St. Petersburg	Open Storage	\$63,393	810	1952	\$1,362

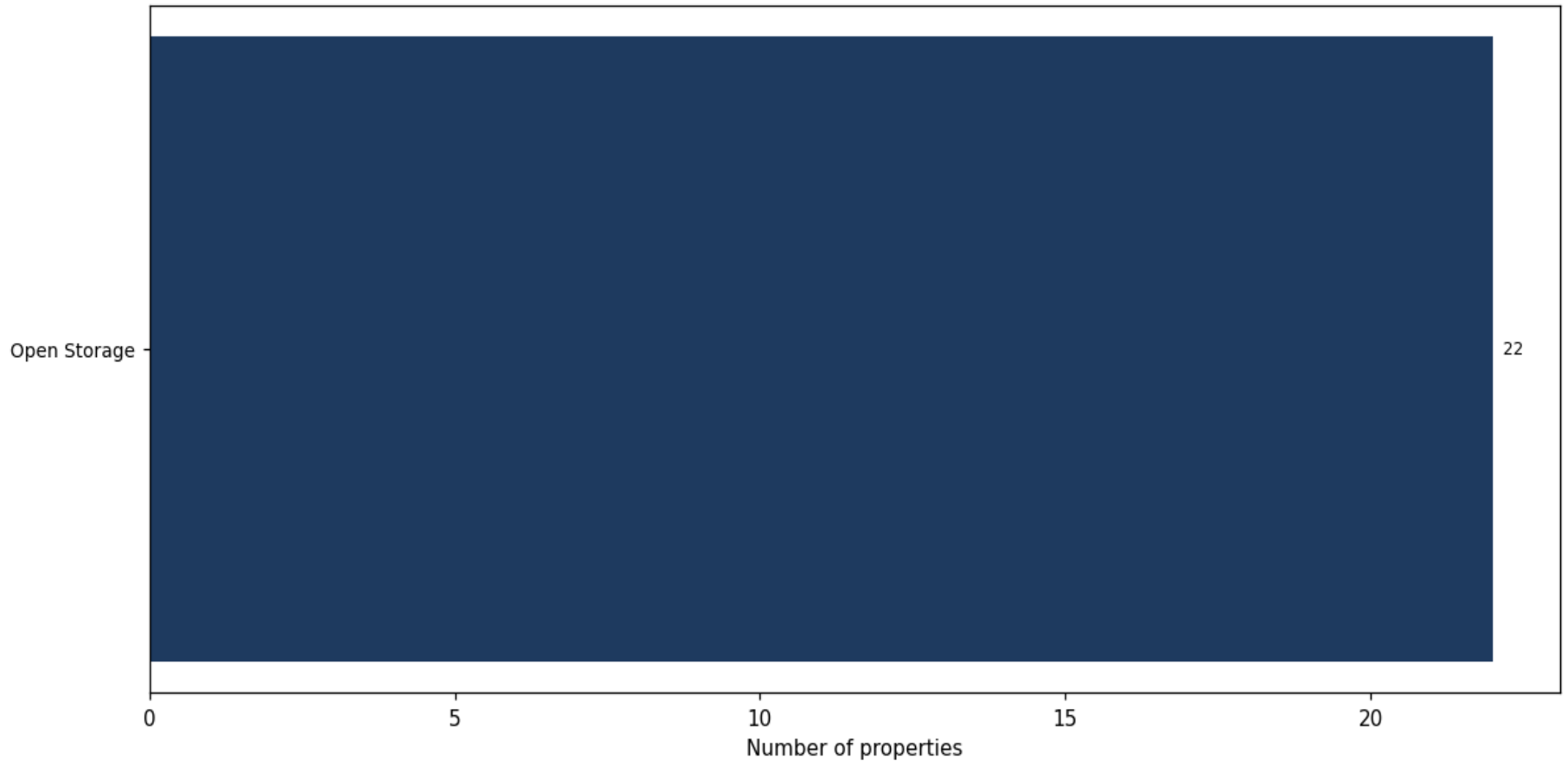
Market value distribution (n=22, top 1% trimmed for readability)



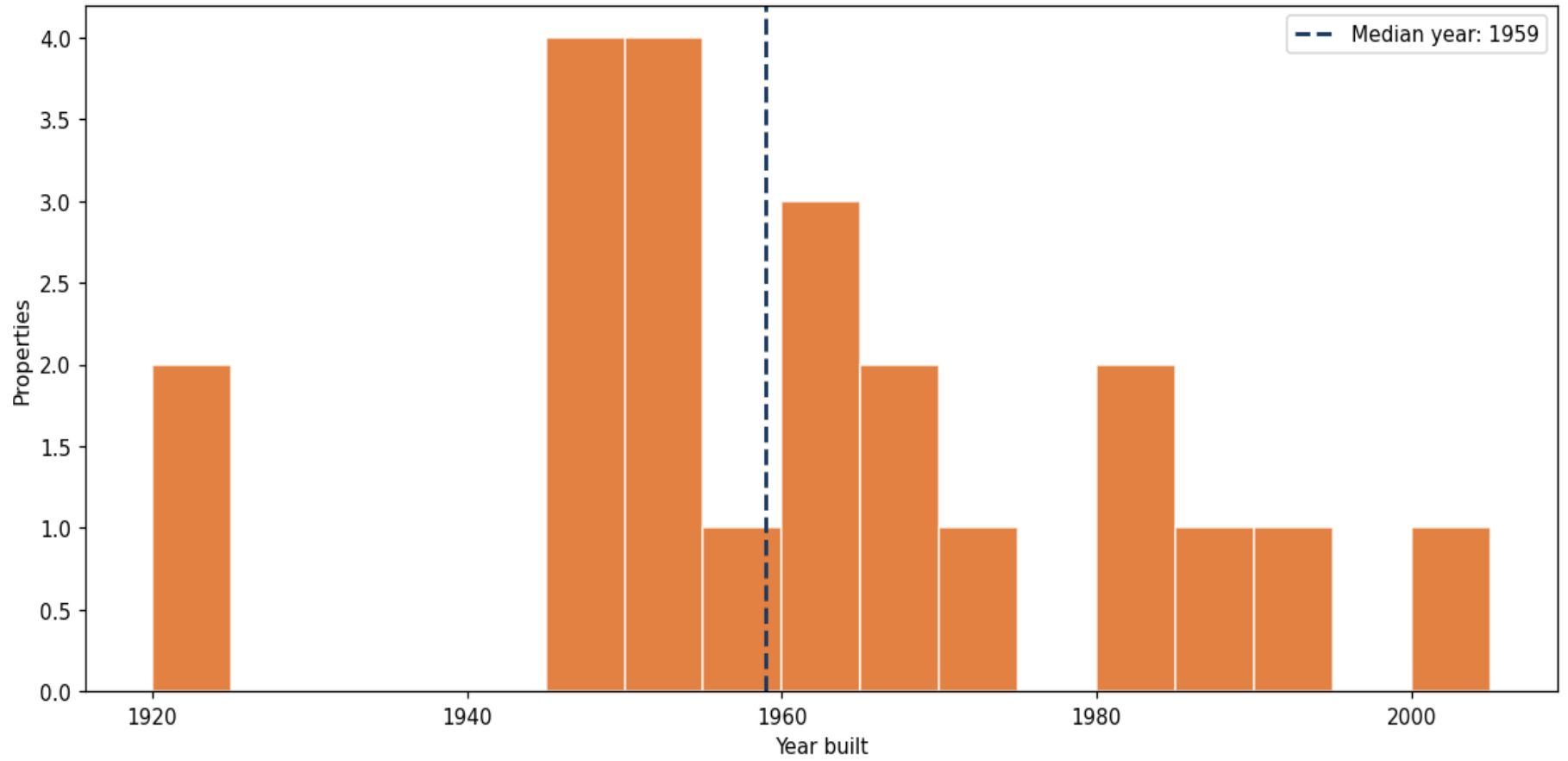
Building size vs. market value (n=20, outliers trimmed)



Top property types by count



Year built distribution (5-year buckets)



Market value vs. assessed value (gap = untaxed appreciation)

