

# Pinellas Property Market Report

245 matching properties • May 30, 2026

Filters applied	Headline numbers
<b>City:</b> St. Petersburg	<b>Properties matched:</b> 245
<b>Property type:</b> Light Manufacturing	<b>Median market value:</b> \$720,000
	<b>Mean market value:</b> \$1,666,528
	<b>Min / Max:</b> \$148,100 / \$30,000,000
	<b>Mean square footage:</b> 21,402

## Top 200 properties by market value

Address	City	Type	Market Value	Sq Ft	Year	Annual Tax
2700 HALKEY ROBERTS PL N	St. Petersburg	Light Manufacturing	\$30,000,000	256,287	2006	\$712,425
2007 GANDY BLVD N	St. Petersburg	Light Manufacturing	\$14,070,000	174,402	2000	\$295,011
10500 DR MARTIN LUTHER KING JR S	St. Petersburg	Light Manufacturing	\$12,700,000	124,020	1997	\$262,542
3010 22ND AVE S	St. Petersburg	Light Manufacturing	\$11,400,000	190,715	1989	\$239,036
3001 TECH DR N	St. Petersburg	Light Manufacturing	\$11,000,000	152,496	1981	\$207,021
2003 GANDY BLVD N	St. Petersburg	Light Manufacturing	\$10,550,000	129,800	1999	\$219,515
2005 GANDY BLVD N	St. Petersburg	Light Manufacturing	\$10,510,000	129,800	1999	\$219,515
1301 34TH ST N	St. Petersburg	Light Manufacturing	\$9,560,000	243,082	1958	\$190,831
5111 PARK ST N	St. Petersburg	Light Manufacturing	\$7,900,000	140,501	1980	\$168,107
10050 16TH ST N	St. Petersburg	Light Manufacturing	\$7,800,000	57,369	1996	\$159,059
10001 16TH ST N	St. Petersburg	Light Manufacturing	\$7,540,000	58,574	2008	\$159,358
2000 29TH ST N	St. Petersburg	Light Manufacturing	\$7,210,000	48,536	2024	\$148,900
4711 34TH ST N	St. Petersburg	Light Manufacturing	\$5,820,000	55,032	1958	\$122,978

Address	City	Type	Market Value	Sq Ft	Year	Annual Tax
9900 16TH ST N	St. Petersburg	Light Manufacturing	\$5,657,000	41,600	2000	\$115,335
3131 13TH AVE N	St. Petersburg	Light Manufacturing	\$5,160,000	44,362	1977	\$104,877
2737 24TH ST N	St. Petersburg	Light Manufacturing	\$5,155,000	77,859	1960	\$104,877
11000 GANDY BLVD N	St. Petersburg	Light Manufacturing	\$5,035,000	37,080	2014	\$101,092
2442 23RD ST N	St. Petersburg	Light Manufacturing	\$4,480,000	70,536	1955	\$95,017
7400 22ND AVE N	St. Petersburg	Light Manufacturing	\$4,465,000	80,785	1985	\$90,296
1927 4TH AVE S	St. Petersburg	Light Manufacturing	\$4,200,000	61,870	2006	\$86,083
4459 35TH ST N	St. Petersburg	Light Manufacturing	\$4,028,000	53,750	1962	\$92,232
4301 34TH ST N # A	St. Petersburg	Light Manufacturing	\$4,010,000	69,446	1951	\$85,664
1205 GANDY BLVD N	St. Petersburg	Light Manufacturing	\$3,880,000	38,376	1995	\$83,862
2701 75TH ST N	St. Petersburg	Light Manufacturing	\$3,812,000	63,452	1989	\$106,172
3200 TYRONE BLVD N	St. Petersburg	Light Manufacturing	\$3,720,000	64,424	1966	\$107,566
2233 3RD AVE S	St. Petersburg	Light Manufacturing	\$3,478,000	26,922	1959	\$70,105
2700 72ND ST N	St. Petersburg	Light Manufacturing	\$3,450,000	43,358	1978	\$69,121
2801 72ND ST N	St. Petersburg	Light Manufacturing	\$3,255,000	51,258	1956	\$65,137
1301 34TH ST N	St. Petersburg	Light Manufacturing	\$3,121,600	83,000	1983	\$63,066
2101 28TH ST N	St. Petersburg	Light Manufacturing	\$3,000,000	46,002	1953	\$61,950
1615 118TH AVE N	St. Petersburg	Light Manufacturing	\$2,850,000	27,105	1983	\$57,170
3191 46TH AVE N	St. Petersburg	Light Manufacturing	\$2,800,000	39,850	1969	\$59,685
11801 28TH ST N STE. #3	St. Petersburg	Light Manufacturing	\$2,775,000	27,844	1985	\$57,767
9601 16TH ST N	St. Petersburg	Light Manufacturing	\$2,770,000	25,099	1997	\$58,604
2950 47TH AVE N	St. Petersburg	Light Manufacturing	\$2,680,000	63,083	1965	\$56,527
4360 28TH ST N	St. Petersburg	Light Manufacturing	\$2,630,000	41,324	1971	\$58,222
3090 44TH AVE N	St. Petersburg	Light Manufacturing	\$2,585,000	39,000	1970	\$54,948
2601 ANVIL ST N	St. Petersburg	Light Manufacturing	\$2,475,000	48,480	1982	\$50,935

Address	City	Type	Market Value	Sq Ft	Year	Annual Tax
800 31ST ST S	St. Petersburg	Light Manufacturing	\$2,460,000	32,207	1958	\$51,791
2375 72ND ST N	St. Petersburg	Light Manufacturing	\$2,420,000	40,824	1969	\$51,154
2904 44TH AVE N	St. Petersburg	Light Manufacturing	\$2,347,000	35,480	1969	\$50,064
2700 GANDY BLVD N	St. Petersburg	Light Manufacturing	\$2,288,100	11,808	1963	\$49,103
3250 44TH AVE N	St. Petersburg	Light Manufacturing	\$2,230,000	30,504	1963	\$48,026
1720 CENTRAL AVE	St. Petersburg	Light Manufacturing	\$2,200,000	7,995	1959	\$46,015
5300 95TH ST N	St. Petersburg	Light Manufacturing	\$2,175,000	47,799	1976	\$41,508
11801 28TH ST N STE. #6	St. Petersburg	Light Manufacturing	\$2,150,000	18,390	1985	\$44,321
2501 72ND ST N	St. Petersburg	Light Manufacturing	\$2,101,000	35,618	1965	\$44,630
2999 42ND AVE N	St. Petersburg	Light Manufacturing	\$2,060,000	32,400	1975	\$45,264
2155 14TH CIR N	St. Petersburg	Light Manufacturing	\$2,040,000	26,050	1998	\$43,823
3110 44TH AVE N	St. Petersburg	Light Manufacturing	\$1,980,000	22,584	1966	\$42,527
2900 44TH AVE N	St. Petersburg	Light Manufacturing	\$1,975,000	31,389	1968	\$47,790
4251 34TH ST N	St. Petersburg	Light Manufacturing	\$1,960,000	30,840	1958	\$52,948
10601 OAK ST NE	St. Petersburg	Light Manufacturing	\$1,915,000	46,572	1981	\$34,002
3501 8TH AVE S	St. Petersburg	Light Manufacturing	\$1,910,000	28,840	1957	\$38,843
660 40TH ST S	St. Petersburg	Light Manufacturing	\$1,900,000	49,683	1957	\$41,383
9600 18TH ST N	St. Petersburg	Light Manufacturing	\$1,900,000	22,392	1986	\$41,433
7205 30TH AVE N	St. Petersburg	Light Manufacturing	\$1,866,000	28,136	1962	\$37,947
9875 18TH ST N	St. Petersburg	Light Manufacturing	\$1,835,000	16,582	1989	\$38,843
3000 GANDY BLVD N	St. Petersburg	Light Manufacturing	\$1,825,000	34,768	1969	\$39,702
11801 28TH ST N STE. #5	St. Petersburg	Light Manufacturing	\$1,800,000	15,150	1985	\$37,051
7490 30TH AVE N	St. Petersburg	Light Manufacturing	\$1,665,000	18,560	1977	\$34,660
7100 30TH AVE N	St. Petersburg	Light Manufacturing	\$1,650,000	23,437	1957	\$33,565
3251 46TH AVE N	St. Petersburg	Light Manufacturing	\$1,650,000	19,800	1966	\$36,632

Address	City	Type	Market Value	Sq Ft	Year	Annual Tax
2875 7TH AVE S	St. Petersburg	Light Manufacturing	\$1,575,000	44,000	1962	\$33,465
2600 72ND ST N	St. Petersburg	Light Manufacturing	\$1,527,000	22,480	1977	\$31,212
2880 46TH AVE N	St. Petersburg	Light Manufacturing	\$1,522,000	24,272	1959	\$33,895
11801 28TH ST N STE. #2	St. Petersburg	Light Manufacturing	\$1,455,000	12,418	1985	\$29,979
2135 13TH AVE N	St. Petersburg	Light Manufacturing	\$1,450,000	17,446	1953	\$30,806
11801 28TH ST N STE. #1	St. Petersburg	Light Manufacturing	\$1,450,000	12,392	1985	\$29,880
12177 28TH ST N	St. Petersburg	Light Manufacturing	\$1,435,000	16,152	1986	\$31,075
3199 46TH AVE N	St. Petersburg	Light Manufacturing	\$1,428,000	16,800	1965	\$30,316
3040 GANDY BLVD N	St. Petersburg	Light Manufacturing	\$1,402,850	24,270	1990	\$29,902
2701 ANVIL ST N	St. Petersburg	Light Manufacturing	\$1,396,000	29,830	1973	\$29,800
2390 26TH AVE N	St. Petersburg	Light Manufacturing	\$1,390,000	23,668	1956	\$29,888
1723 COMMERCE AVE N	St. Petersburg	Light Manufacturing	\$1,385,000	12,050	1986	\$30,378
2900 72ND ST N	St. Petersburg	Light Manufacturing	\$1,360,000	17,188	1969	\$28,923
4242 31ST ST N	St. Petersburg	Light Manufacturing	\$1,335,500	18,479	1969	\$28,743
12205 28TH ST N	St. Petersburg	Light Manufacturing	\$1,330,000	15,022	1986	\$28,884
2895 42ND AVE N	St. Petersburg	Light Manufacturing	\$1,325,000	20,000	1974	\$28,211
9850 16TH ST N	St. Petersburg	Light Manufacturing	\$1,290,000	11,412	1989	\$28,784
2438 TERMINAL DR S	St. Petersburg	Light Manufacturing	\$1,279,000	17,437	1953	\$30,676
2510 TERMINAL DR S	St. Petersburg	Light Manufacturing	\$1,265,000	20,642	1954	\$29,581
3120 46TH AVE N	St. Petersburg	Light Manufacturing	\$1,260,000	16,839	1959	\$28,156
2950 72ND ST N	St. Petersburg	Light Manufacturing	\$1,247,600	13,590	1962	\$25,198
3145 BENNETT ST N	St. Petersburg	Light Manufacturing	\$1,225,000	20,096	1996	\$27,091
3093 46TH AVE N	St. Petersburg	Light Manufacturing	\$1,222,000	9,000	1960	\$25,769
2801 ANVIL ST N	St. Petersburg	Light Manufacturing	\$1,217,500	26,010	1963	\$25,983
10597 OAK ST NE	St. Petersburg	Light Manufacturing	\$1,200,000	22,000	1979	\$21,125

Address	City	Type	Market Value	Sq Ft	Year	Annual Tax
12115 28TH ST N	St. Petersburg	Light Manufacturing	\$1,195,000	12,552	1986	\$24,900
1501 22ND ST N	St. Petersburg	Light Manufacturing	\$1,190,000	10,153	1985	\$24,103
5290 95TH ST N	St. Petersburg	Light Manufacturing	\$1,190,000	20,285	1980	\$23,209
2711 ANVIL ST N	St. Petersburg	Light Manufacturing	\$1,156,000	24,700	1974	\$24,675
2027 2ND AVE S	St. Petersburg	Light Manufacturing	\$1,150,000	9,118	1955	\$23,804
3131 MORRIS ST N	St. Petersburg	Light Manufacturing	\$1,106,500	15,308	1964	\$23,206
1540 19TH ST N	St. Petersburg	Light Manufacturing	\$1,105,000	18,000	1954	\$22,730
2320 22ND ST N	St. Petersburg	Light Manufacturing	\$1,055,000	13,254	1958	\$22,310
2501 ANVIL ST N	St. Petersburg	Light Manufacturing	\$1,050,000	9,790	1983	\$21,015
2895 46TH AVE N	St. Petersburg	Light Manufacturing	\$1,050,000	15,832	1962	\$22,632
3600 MORRIS ST N	St. Petersburg	Light Manufacturing	\$1,042,000	15,520	1979	\$22,210
211 14TH ST N	St. Petersburg	Light Manufacturing	\$1,040,000	9,484	1976	\$23,904
2345 ANVIL ST N	St. Petersburg	Light Manufacturing	\$1,014,000	9,990	1978	\$20,219
3200 46TH AVE N	St. Petersburg	Light Manufacturing	\$960,000	10,800	1959	\$20,969
621 16TH ST N	St. Petersburg	Light Manufacturing	\$955,000	12,214	1921	\$26,194
4701 95TH ST N	St. Petersburg	Light Manufacturing	\$930,000	15,912	1973	\$17,853
12125 28TH ST N	St. Petersburg	Light Manufacturing	\$920,000	7,800	1986	\$18,824
1150 19TH ST N	St. Petersburg	Light Manufacturing	\$905,000	14,240	1959	\$19,223
411 19TH ST S	St. Petersburg	Light Manufacturing	\$890,000	9,115	1957	\$18,525
3200 44TH AVE N	St. Petersburg	Light Manufacturing	\$878,000	11,200	1965	\$18,737
1900 13TH AVE N	St. Petersburg	Light Manufacturing	\$875,000	13,056	1956	\$19,681
1846 1ST AVE S	St. Petersburg	Light Manufacturing	\$875,000	5,000	1938	\$18,227
3662 MORRIS ST N	St. Petersburg	Light Manufacturing	\$869,200	12,322	1978	\$18,665
3025 44TH AVE N	St. Petersburg	Light Manufacturing	\$855,000	7,475	1972	\$19,474
3569 TYRONE BLVD N	St. Petersburg	Light Manufacturing	\$850,000	8,362	1961	\$17,729

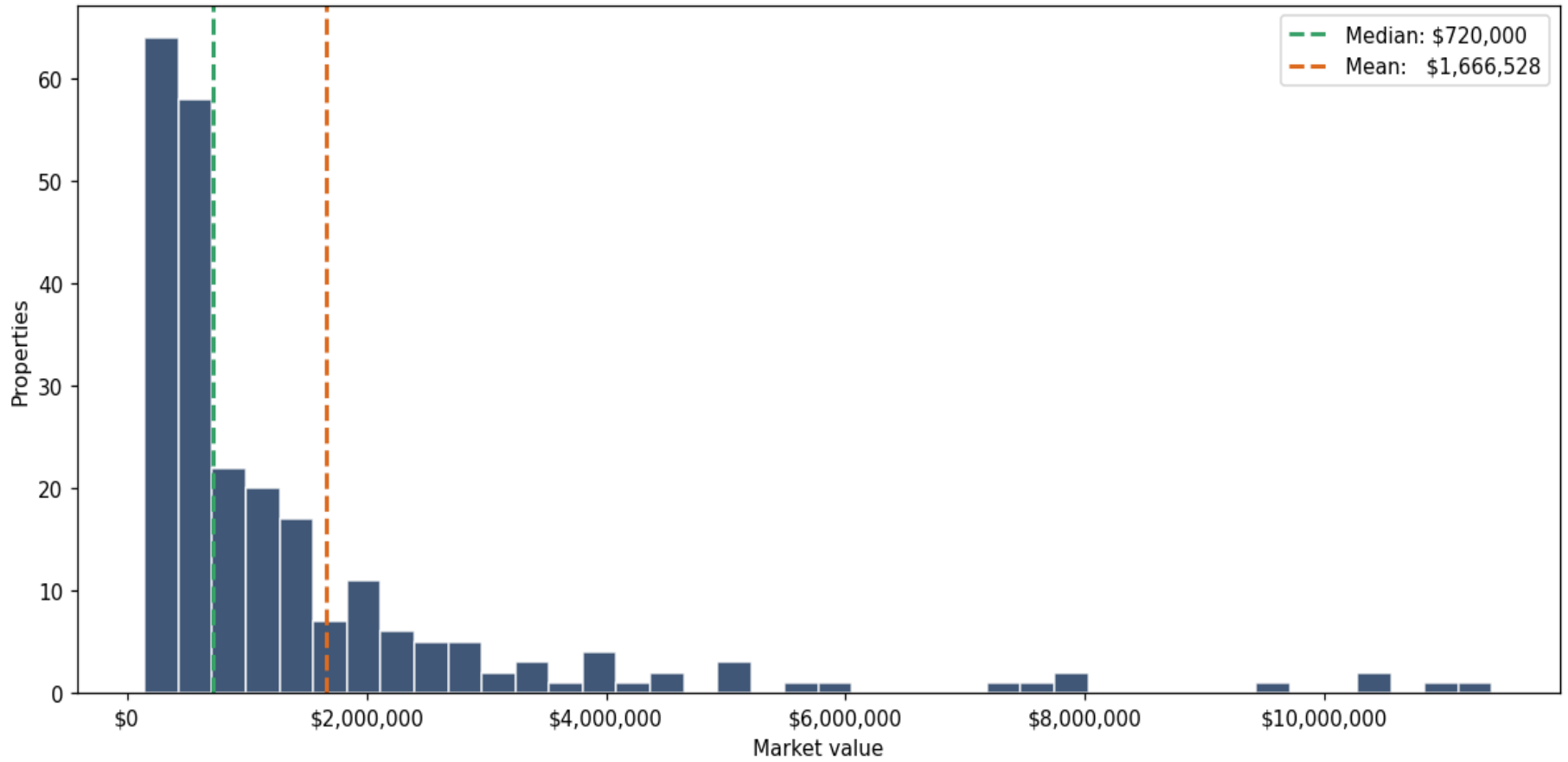
Address	City	Type	Market Value	Sq Ft	Year	Annual Tax
3201 28TH ST N	St. Petersburg	Light Manufacturing	\$840,000	12,480	1956	\$17,928
2347 16TH AVE N	St. Petersburg	Light Manufacturing	\$840,000	11,900	1971	\$19,023
3150 46TH AVE N	St. Petersburg	Light Manufacturing	\$830,000	9,986	1960	\$17,895
7225 30TH AVE N	St. Petersburg	Light Manufacturing	\$815,000	9,100	1968	\$16,832
4725 28TH ST N	St. Petersburg	Light Manufacturing	\$800,000	14,547	1959	\$18,105
615 23RD ST S	St. Petersburg	Light Manufacturing	\$790,000	8,638	1946	\$16,733
4211 31ST ST N	St. Petersburg	Light Manufacturing	\$785,000	4,960	1992	\$16,590
10480 OAK ST NE	St. Petersburg	Light Manufacturing	\$785,000	10,080	1984	\$13,635
3051 44TH AVE N	St. Petersburg	Light Manufacturing	\$720,000	7,750	1967	\$15,684
2655 6TH AVE S	St. Petersburg	Light Manufacturing	\$720,000	5,772	1951	\$14,581
1200 19TH ST N	St. Petersburg	Light Manufacturing	\$700,000	8,000	1953	\$14,840
2399 26TH AVE N	St. Petersburg	Light Manufacturing	\$695,000	10,940	1956	\$14,741
1401 22ND ST N	St. Petersburg	Light Manufacturing	\$692,600	5,820	1984	\$15,159
2850 47TH AVE N	St. Petersburg	Light Manufacturing	\$690,000	5,500	1964	\$14,947
3007 47TH AVE N	St. Petersburg	Light Manufacturing	\$685,000	9,530	1964	\$15,158
2263 6TH AVE S	St. Petersburg	Light Manufacturing	\$670,000	6,080	1957	\$14,482
2500 26TH AVE N	St. Petersburg	Light Manufacturing	\$665,000	9,900	1972	\$14,163
2300 22ND ST N	St. Petersburg	Light Manufacturing	\$660,000	6,012	1950	\$13,640
1499 22ND ST N	St. Petersburg	Light Manufacturing	\$651,200	5,472	1985	\$13,824
625 23RD ST S	St. Petersburg	Light Manufacturing	\$642,000	7,020	1951	\$13,625
205 15TH AVE SE	St. Petersburg	Light Manufacturing	\$640,000	7,000	1949	\$14,143
3033 47TH AVE N	St. Petersburg	Light Manufacturing	\$638,000	8,000	1973	\$14,105
3215 BENNETT ST N	St. Petersburg	Light Manufacturing	\$625,000	8,024	1981	\$13,506
3225 BENNETT ST N	St. Petersburg	Light Manufacturing	\$620,000	5,375	1983	\$13,545
4641 LOWN ST N	St. Petersburg	Light Manufacturing	\$620,000	8,100	1960	\$13,501

Address	City	Type	Market Value	Sq Ft	Year	Annual Tax
3518 MORRIS ST N	St. Petersburg	Light Manufacturing	\$610,000	8,235	1985	\$12,490
1645 22ND ST N	St. Petersburg	Light Manufacturing	\$605,000	5,500	1987	\$13,864
4974 96TH ST N	St. Petersburg	Light Manufacturing	\$605,000	7,720	1980	\$11,515
5989 HAINES RD N	St. Petersburg	Light Manufacturing	\$600,000	7,000	1973	\$13,579
200 16TH AVE S	St. Petersburg	Light Manufacturing	\$600,000	5,000	1960	\$12,251
2636 20TH AVE N	St. Petersburg	Light Manufacturing	\$596,000	6,460	1971	\$13,047
3612 MORRIS ST N	St. Petersburg	Light Manufacturing	\$595,000	8,235	1978	\$12,490
666 49TH ST S	St. Petersburg	Light Manufacturing	\$590,000	18,764	1942	\$12,988
5151 PARK ST N	St. Petersburg	Light Manufacturing	\$590,000	15,855	1969	\$15,158
1641 2ND AVE N	St. Petersburg	Light Manufacturing	\$580,000	3,090	1957	\$11,673
4300 31ST ST N	St. Petersburg	Light Manufacturing	\$570,000	5,000	1964	\$12,042
2800 GANDY BLVD N	St. Petersburg	Light Manufacturing	\$565,000	4,734	1970	\$12,591
3138 23RD AVE N	St. Petersburg	Light Manufacturing	\$561,000	6,960	1972	\$11,713
3160 46TH AVE N	St. Petersburg	Light Manufacturing	\$560,000	5,098	1959	\$13,684
4711 95TH ST N	St. Petersburg	Light Manufacturing	\$545,000	4,880	1955	\$10,087
10590 OAK ST NE	St. Petersburg	Light Manufacturing	\$534,000	6,822	1966	\$9,056
4339 8TH AVE S	St. Petersburg	Light Manufacturing	\$528,000	6,960	1961	\$10,557
2445 51ST AVE N	St. Petersburg	Light Manufacturing	\$525,000	10,800	1964	\$11,474
4582 28TH ST N	St. Petersburg	Light Manufacturing	\$515,000	4,958	1967	\$11,790
1010 18TH ST N	St. Petersburg	Light Manufacturing	\$510,500	5,000	1978	\$10,876
1200 20TH ST N	St. Petersburg	Light Manufacturing	\$498,500	5,000	1981	\$10,697
3063 LOWN ST N	St. Petersburg	Light Manufacturing	\$493,200	6,825	1973	\$10,956
2121 2ND AVE S	St. Petersburg	Light Manufacturing	\$485,000	2,624	1947	\$10,059
3150 23RD AVE N	St. Petersburg	Light Manufacturing	\$485,000	5,000	1980	\$10,199
4700 95TH ST N	St. Petersburg	Light Manufacturing	\$485,000	5,223	1956	\$8,837

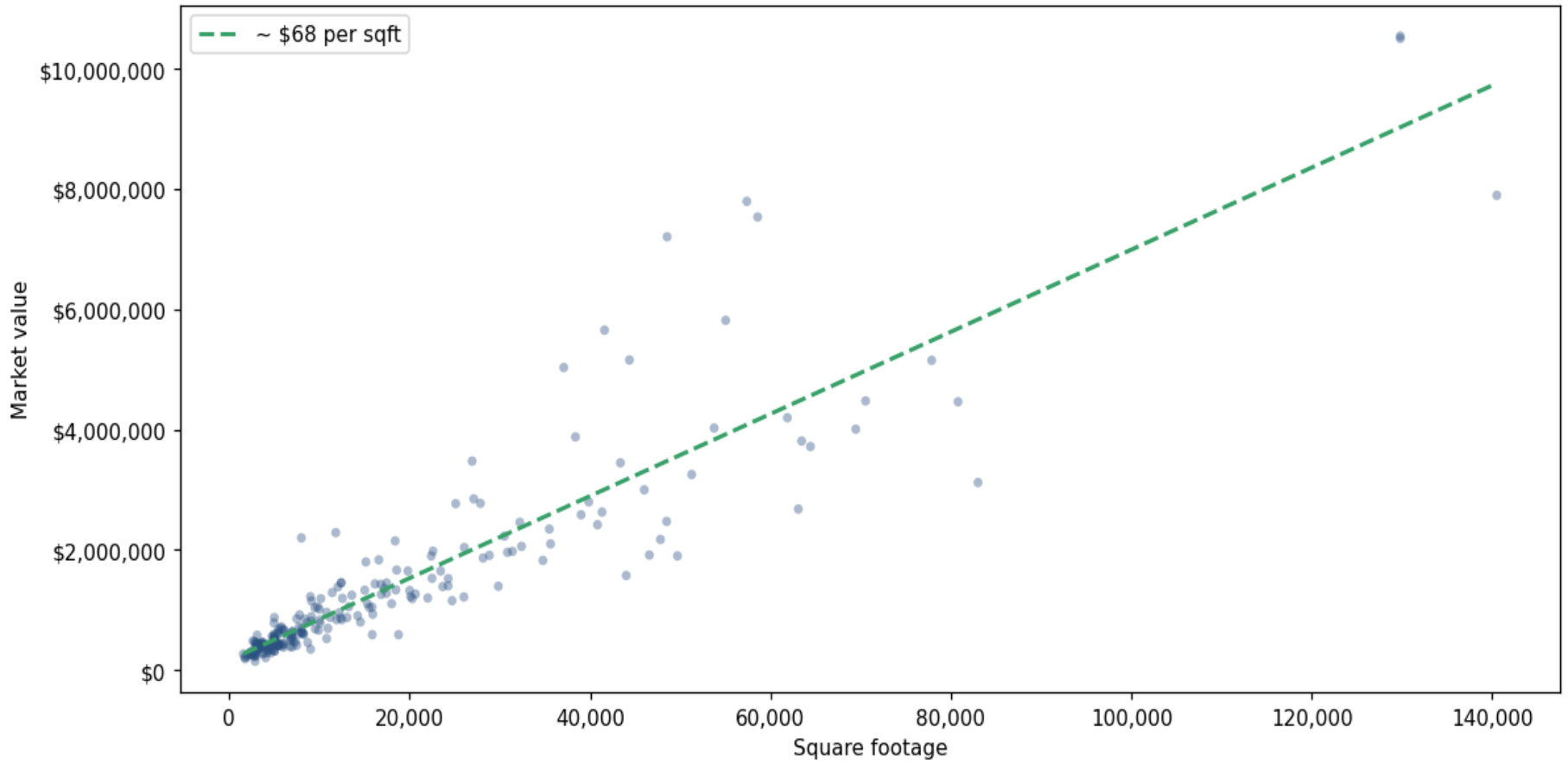
Address	City	Type	Market Value	Sq Ft	Year	Annual Tax
3535 8TH AVE S	St. Petersburg	Light Manufacturing	\$482,000	7,120	1957	\$9,645
2016 2ND AVE S	St. Petersburg	Light Manufacturing	\$475,000	2,800	2008	\$10,358
201 PASADENA AVE N	St. Petersburg	Light Manufacturing	\$472,000	5,170	1964	\$9,996
2164 15TH CIR N	St. Petersburg	Light Manufacturing	\$468,000	3,685	1985	\$9,601
2621 24TH ST N	St. Petersburg	Light Manufacturing	\$467,000	7,350	1956	\$9,900
6476 5TH AVE S	St. Petersburg	Light Manufacturing	\$460,000	2,914	1971	\$9,695
4750 96TH ST N	St. Petersburg	Light Manufacturing	\$460,000	8,700	1963	\$9,373
2152 14TH CIR N	St. Petersburg	Light Manufacturing	\$458,000	3,600	1985	\$9,163
387 105TH TER NE	St. Petersburg	Light Manufacturing	\$452,000	6,000	1966	\$7,693
1000 31ST ST S	St. Petersburg	Light Manufacturing	\$450,000	3,040	2002	\$9,143
2436 EMERSON AVE S	St. Petersburg	Light Manufacturing	\$445,000	4,840	1953	\$10,575
2724 6TH AVE S	St. Petersburg	Light Manufacturing	\$445,000	3,712	1950	\$9,667
4101 35TH ST N	St. Petersburg	Light Manufacturing	\$444,000	2,980	1969	\$9,453
4116 8TH AVE S	St. Petersburg	Light Manufacturing	\$440,000	3,528	1973	\$8,864
1444 19TH ST N	St. Petersburg	Light Manufacturing	\$440,000	4,709	1955	\$10,289
1775 5TH AVE N	St. Petersburg	Light Manufacturing	\$435,000	6,018	1960	\$10,159
2558 26TH AVE N	St. Petersburg	Light Manufacturing	\$430,000	5,610	1961	\$8,984
4801 95TH ST N	St. Petersburg	Light Manufacturing	\$430,000	4,206	2004	\$8,480
1621 24TH ST N	St. Petersburg	Light Manufacturing	\$429,000	3,000	1997	\$9,322
2016 2ND AVE S	St. Petersburg	Light Manufacturing	\$425,000	3,141	1975	\$8,725
4780 95TH ST N	St. Petersburg	Light Manufacturing	\$425,000	5,500	2006	\$7,945
3044 SCHERER DR N	St. Petersburg	Light Manufacturing	\$425,000	3,536	1982	\$8,075
2939 46TH AVE N	St. Petersburg	Light Manufacturing	\$425,000	4,950	1963	\$10,021
2032 2ND AVE S	St. Petersburg	Light Manufacturing	\$423,200	3,440	1946	\$8,673
3037 LOWN ST N	St. Petersburg	Light Manufacturing	\$420,000	5,280	1956	\$8,884

Address	City	Type	Market Value	Sq Ft	Year	Annual Tax
3542 MORRIS ST N	St. Petersburg	Light Manufacturing	\$418,000	5,490	1982	\$9,243
3030 MORRIS ST N	St. Petersburg	Light Manufacturing	\$415,000	5,447	1956	\$9,163
3125 TYRONE BLVD N	St. Petersburg	Light Manufacturing	\$414,000	3,900	1957	\$8,358
4647 LOWN ST N	St. Petersburg	Light Manufacturing	\$413,400	5,400	1963	\$9,474
2166 14TH CIR N	St. Petersburg	Light Manufacturing	\$413,000	3,250	1985	\$8,466
818 43RD ST S	St. Petersburg	Light Manufacturing	\$413,000	7,478	1970	\$8,615
2001 15TH AVE N	St. Petersburg	Light Manufacturing	\$411,000	3,900	1956	\$9,183
10248 SAN MARTIN BLVD NE	St. Petersburg	Light Manufacturing	\$410,000	5,904	1972	\$7,137
5885 CARRIER ST N	St. Petersburg	Light Manufacturing	\$410,000	4,850	1960	\$9,970
4030 8TH AVE S	St. Petersburg	Light Manufacturing	\$408,000	4,600	1967	\$8,187
3200 28TH ST N	St. Petersburg	Light Manufacturing	\$405,000	5,084	1981	\$8,565
2346 16TH AVE N	St. Petersburg	Light Manufacturing	\$400,000	4,464	1971	\$8,645

**Market value distribution (n=245, top 1% trimmed for readability)**

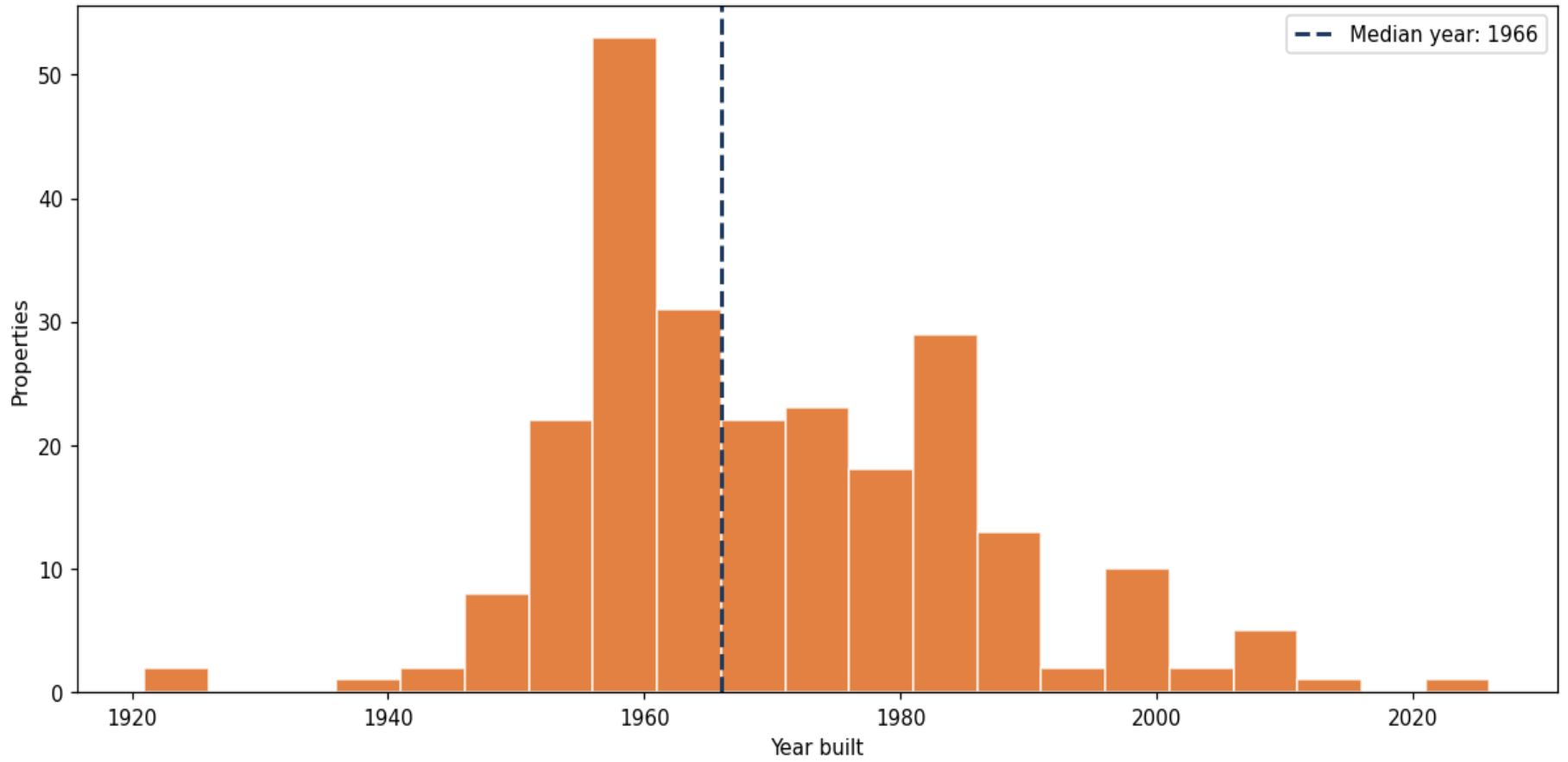


**Building size vs. market value (n=239, outliers trimmed)**





**Year built distribution (5-year buckets)**



**Market value vs. assessed value (gap = untaxed appreciation)**

