

Pinellas Property Market Report

42 matching properties • May 30, 2026

Filters applied	Headline numbers
City: St. Petersburg	Properties matched: 42
Property type: Hotels and Motels (50 units or more)	Median market value: \$6,200,000
	Mean market value: \$12,296,667
	Min / Max: \$1,920,000 / \$86,000,000
	Mean square footage: 68,879

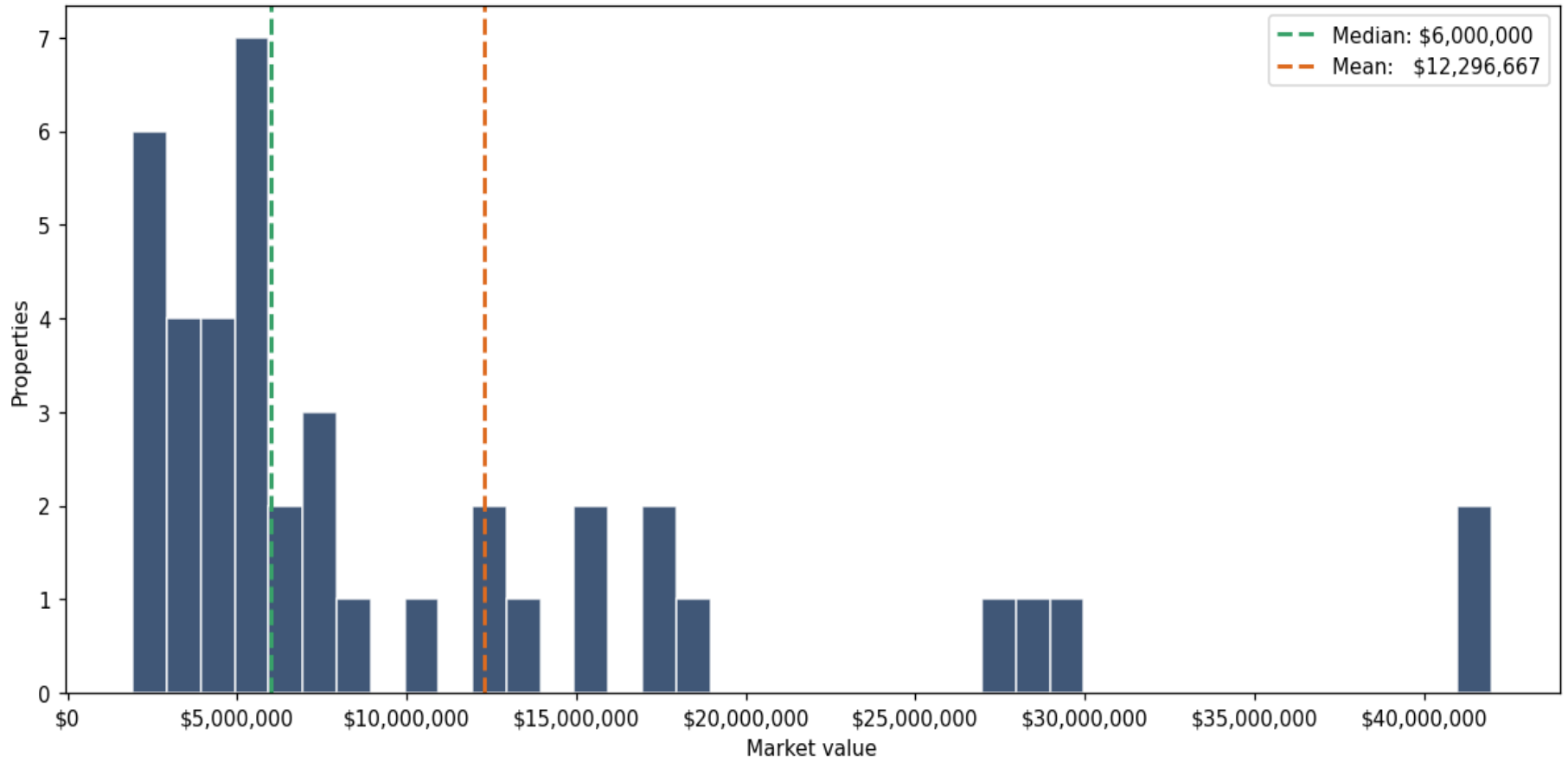
Top 42 properties by market value

Address	City	Type	Market Value	Sq Ft	Year	Annual Tax
501 5TH AVE NE	St. Petersburg	Hotels and Motels (50 un	\$86,000,000	358,195	1925	\$1,713,094
110 2ND ST N	St. Petersburg	Hotels and Motels (50 un	\$42,000,000	94,875	2023	\$836,627
300 2ND ST S	St. Petersburg	Hotels and Motels (50 un	\$41,000,000	274,000	1970	\$816,708
25 2ND ST N	St. Petersburg	Hotels and Motels (50 un	\$29,100,000	153,226	2017	\$579,663
950 LAKE CARILLON DR	St. Petersburg	Hotels and Motels (50 un	\$28,300,000	176,944	2006	\$563,728
1246 CENTRAL AVE	St. Petersburg	Hotels and Motels (50 un	\$27,225,000	118,300	2024	\$542,314
77 11TH ST N	St. Petersburg	Hotels and Motels (50 un	\$18,600,000	59,623	2023	\$370,506
2675 ULMERTON RD	St. Petersburg	Hotels and Motels (50 un	\$17,800,000	106,918	2020	\$354,571
300 4TH ST N	St. Petersburg	Hotels and Motels (50 un	\$17,700,000	68,920	1926	\$352,579
1200 34TH ST N	St. Petersburg	Hotels and Motels (50 un	\$15,340,000	73,225	2000	\$305,568
1650 CENTRAL AVE	St. Petersburg	Hotels and Motels (50 un	\$15,000,000	71,548	2020	\$298,796
80 BEACH DR NE	St. Petersburg	Hotels and Motels (50 un	\$13,900,000	57,901	2003	\$276,884
940 5TH AVE S	St. Petersburg	Hotels and Motels (50 un	\$12,800,000	76,999	2014	\$254,972

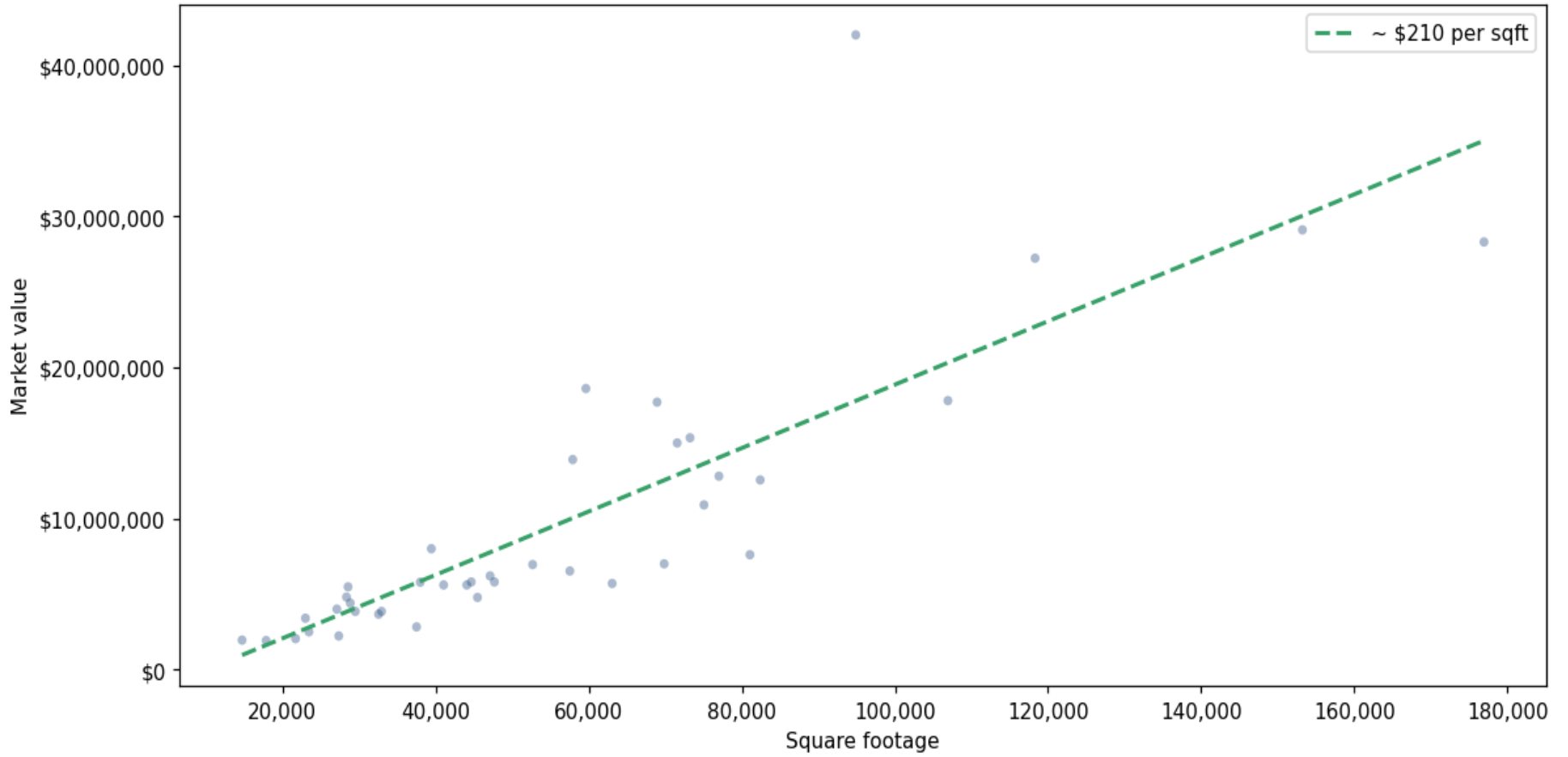
Address	City	Type	Market Value	Sq Ft	Year	Annual Tax
3131 EXECUTIVE DR	St. Petersburg	Hotels and Motels (50 un	\$12,550,000	82,393	1989	\$249,992
115 3RD AVE N	St. Petersburg	Hotels and Motels (50 un	\$10,900,000	75,045	2024	\$217,125
3211 EXECUTIVE DR	St. Petersburg	Hotels and Motels (50 un	\$8,000,000	39,432	1998	\$159,358
6800 SUNSHINE SKYWAY LN S	St. Petersburg	Hotels and Motels (50 un	\$7,600,000	81,051	1956	\$151,390
5005 34TH ST N	St. Petersburg	Hotels and Motels (50 un	\$7,000,000	69,844	1967	\$147,370
2575 54TH AVE N	St. Petersburg	Hotels and Motels (50 un	\$6,950,000	52,666	2018	\$146,317
2260 54TH AVE N	St. Petersburg	Hotels and Motels (50 un	\$6,525,000	57,523	1974	\$129,976
2171 54TH AVE N	St. Petersburg	Hotels and Motels (50 un	\$6,200,000	47,102	2006	\$123,502
421 4TH AVE N	St. Petersburg	Hotels and Motels (50 un	\$5,800,000	47,669	1930	\$115,534
2595 54TH AVE N	St. Petersburg	Hotels and Motels (50 un	\$5,800,000	44,642	1973	\$122,106
234 3RD AVE N	St. Petersburg	Hotels and Motels (50 un	\$5,780,000	37,978	1924	\$115,136
3301 ULMERTON RD	St. Petersburg	Hotels and Motels (50 un	\$5,700,000	63,050	1986	\$113,542
3089 EXECUTIVE DR	St. Petersburg	Hotels and Motels (50 un	\$5,600,000	44,058	1998	\$111,550
2311 ULMERTON RD	St. Petersburg	Hotels and Motels (50 un	\$5,600,000	41,034	1997	\$111,550
711 3RD AVE S	St. Petersburg	Hotels and Motels (50 un	\$5,475,000	28,548	1929	\$109,060
2349 CENTRAL AVE	St. Petersburg	Hotels and Motels (50 un	\$4,800,000	28,346	1924	\$95,615
4999 34TH ST N	St. Petersburg	Hotels and Motels (50 un	\$4,775,000	45,460	1981	\$100,527
465 7TH AVE N	St. Petersburg	Hotels and Motels (50 un	\$4,400,000	28,842	1962	\$87,647
6638 4TH ST N	St. Petersburg	Hotels and Motels (50 un	\$4,000,000	27,090	2005	\$79,679
875 94TH AVE N	St. Petersburg	Hotels and Motels (50 un	\$3,850,000	29,492	2008	\$76,691
1400 34TH ST N	St. Petersburg	Hotels and Motels (50 un	\$3,850,000	32,926	1989	\$76,691
95 CENTRAL AVE	St. Petersburg	Hotels and Motels (50 un	\$3,670,000	32,536	1923	\$73,105
451 34TH ST N	St. Petersburg	Hotels and Motels (50 un	\$3,400,000	22,977	1960	\$67,727
7401 CENTRAL AVE	St. Petersburg	Hotels and Motels (50 un	\$2,825,000	37,500	1918	\$56,273
400 34TH ST N	St. Petersburg	Hotels and Motels (50 un	\$2,500,000	23,444	1959	\$49,799

Address	City	Type	Market Value	Sq Ft	Year	Annual Tax
326 1ST AVE N	St. Petersburg	Hotels and Motels (50 un	\$2,225,000	27,338	1925	\$44,321
4400 34TH ST S	St. Petersburg	Hotels and Motels (50 un	\$2,050,000	21,694	1984	\$40,835
800 34TH ST N	St. Petersburg	Hotels and Motels (50 un	\$1,950,000	14,703	1957	\$38,843
4600 34TH ST S	St. Petersburg	Hotels and Motels (50 un	\$1,920,000	17,844	1973	\$38,246

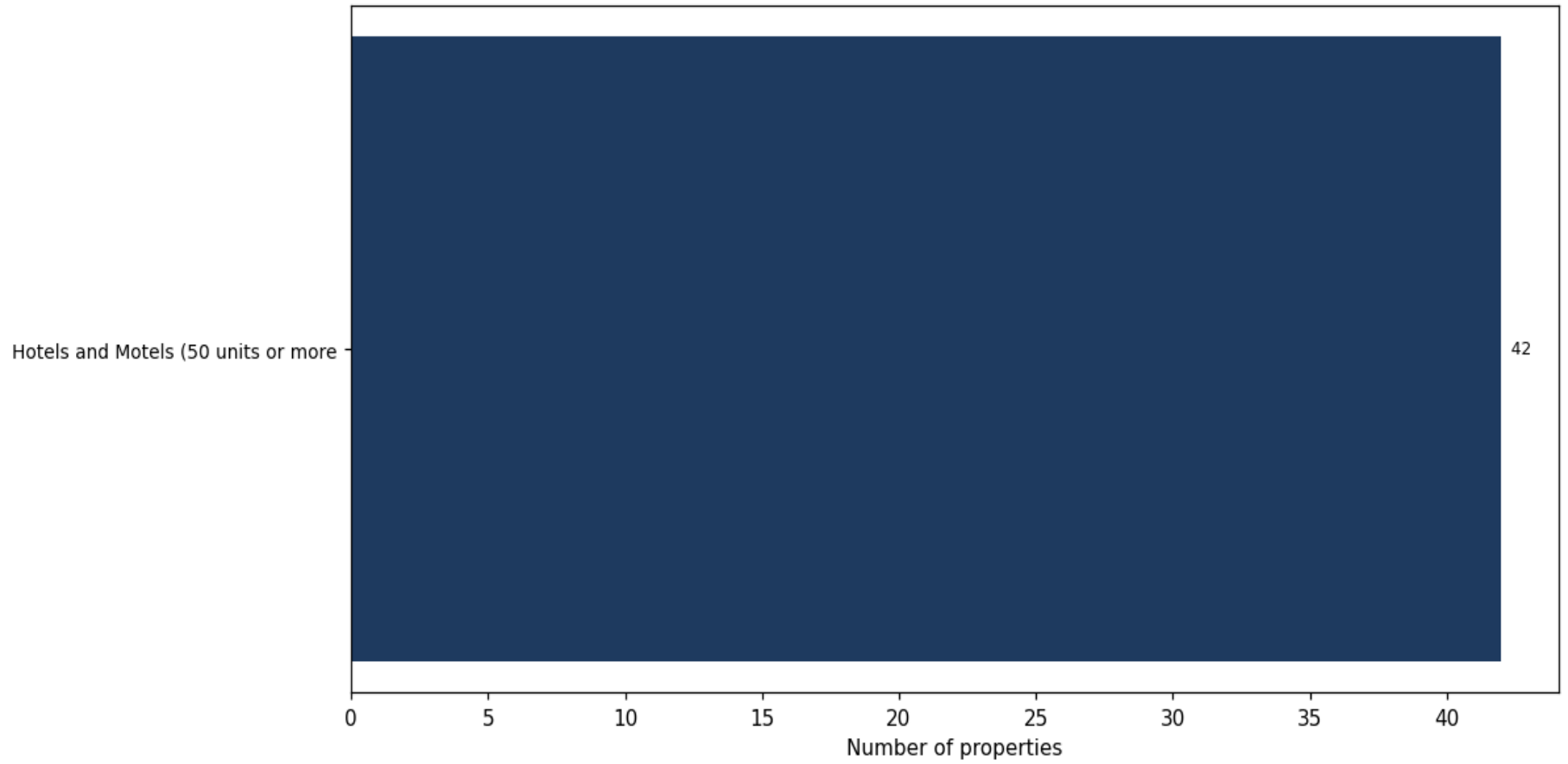
Market value distribution (n=42, top 1% trimmed for readability)



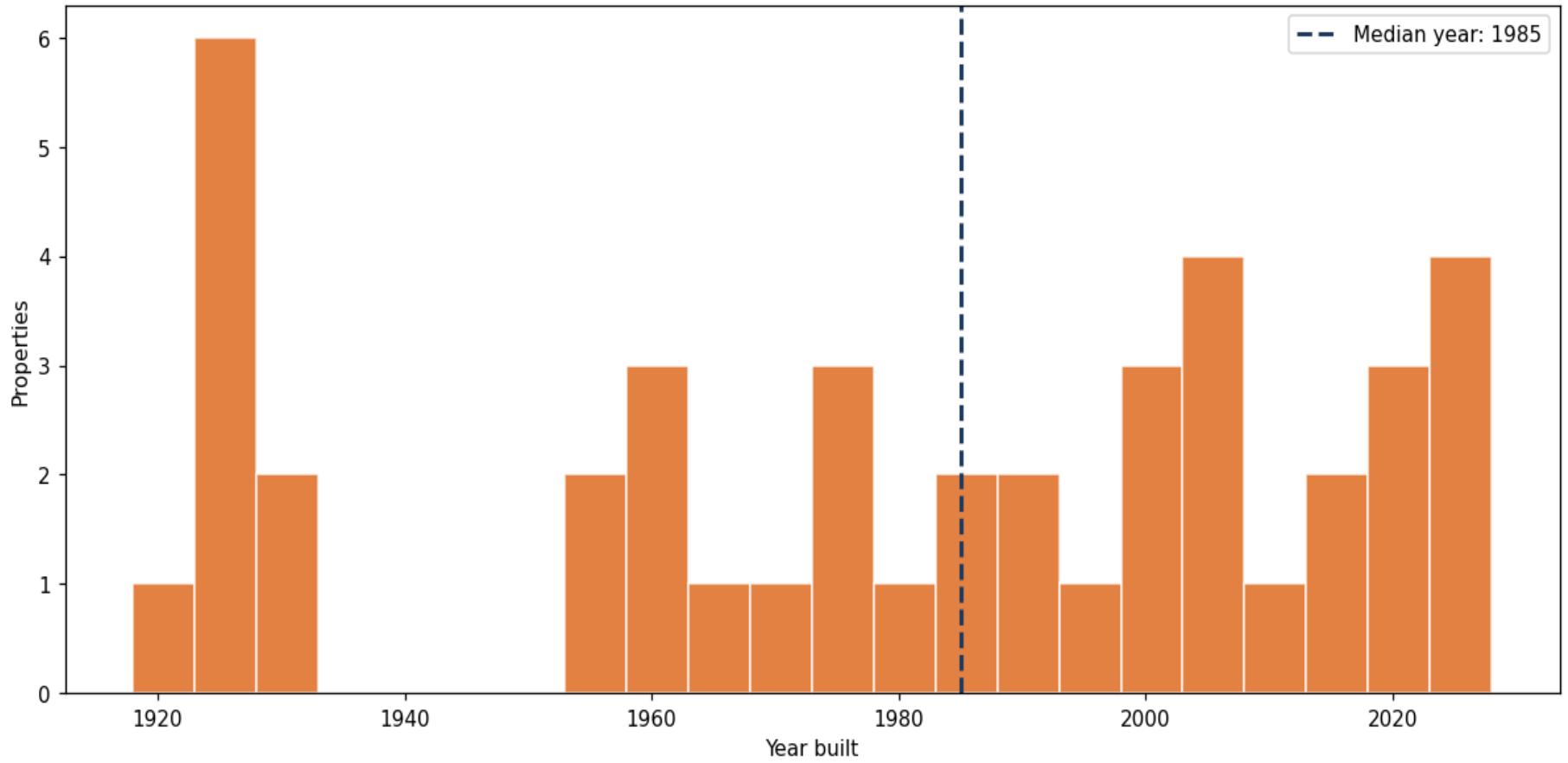
Building size vs. market value (n=40, outliers trimmed)



Top property types by count



Year built distribution (5-year buckets)



Market value vs. assessed value (gap = untaxed appreciation)

