

Pinellas Property Market Report

53 matching properties • May 30, 2026

Filters applied	Headline numbers
City: St. Petersburg	Properties matched: 53
Property type: Hotels and Motels (49 units or less)	Median market value: \$760,000
	Mean market value: \$1,136,202
	Min / Max: \$220,000 / \$6,450,000
	Mean square footage: 7,175

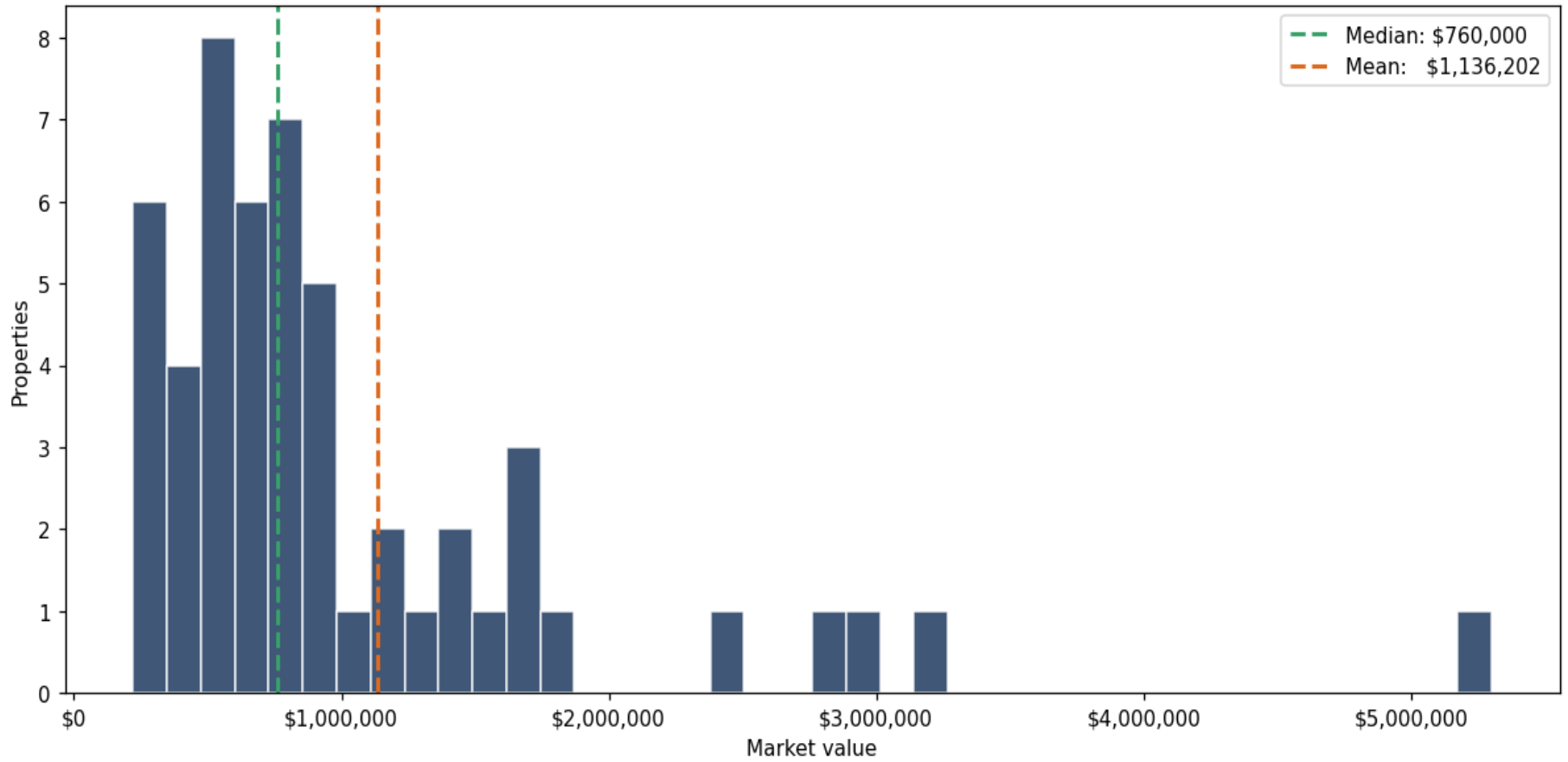
Top 53 properties by market value

Address	City	Type	Market Value	Sq Ft	Year	Annual Tax
340 BEACH DR NE	St. Petersburg	Hotels and Motels (49 un	\$6,450,000	27,368	1922	\$131,171
253 2ND AVE N	St. Petersburg	Hotels and Motels (49 un	\$5,300,900	12,192	1921	\$65,536
145 4TH AVE NE	St. Petersburg	Hotels and Motels (49 un	\$3,207,817	7,419	1915	\$63,884
1501 DR MARTIN LUTHER KING JR ST	St. Petersburg	Hotels and Motels (49 un	\$2,900,000	12,916	1960	\$53,982
419 3RD AVE N	St. Petersburg	Hotels and Motels (49 un	\$2,800,000	19,432	1916	\$56,174
220 5TH AVE N	St. Petersburg	Hotels and Motels (49 un	\$2,400,000	8,820	1923	\$48,206
532 BEACH DR NE	St. Petersburg	Hotels and Motels (49 un	\$1,775,000	3,679	1910	\$34,361
200 4TH ST N	St. Petersburg	Hotels and Motels (49 un	\$1,715,000	18,526	1901	\$34,561
635 BAY ST NE	St. Petersburg	Hotels and Motels (49 un	\$1,675,000	5,282	1925	\$33,764
443 4TH AVE N	St. Petersburg	Hotels and Motels (49 un	\$1,625,000	13,851	1901	\$33,266
241 3RD ST N	St. Petersburg	Hotels and Motels (49 un	\$1,500,000	7,028	1925	\$29,880
1201 34TH ST N	St. Petersburg	Hotels and Motels (49 un	\$1,395,000	15,208	1958	\$26,892
650 34TH ST N	St. Petersburg	Hotels and Motels (49 un	\$1,370,000	11,312	1955	\$27,888

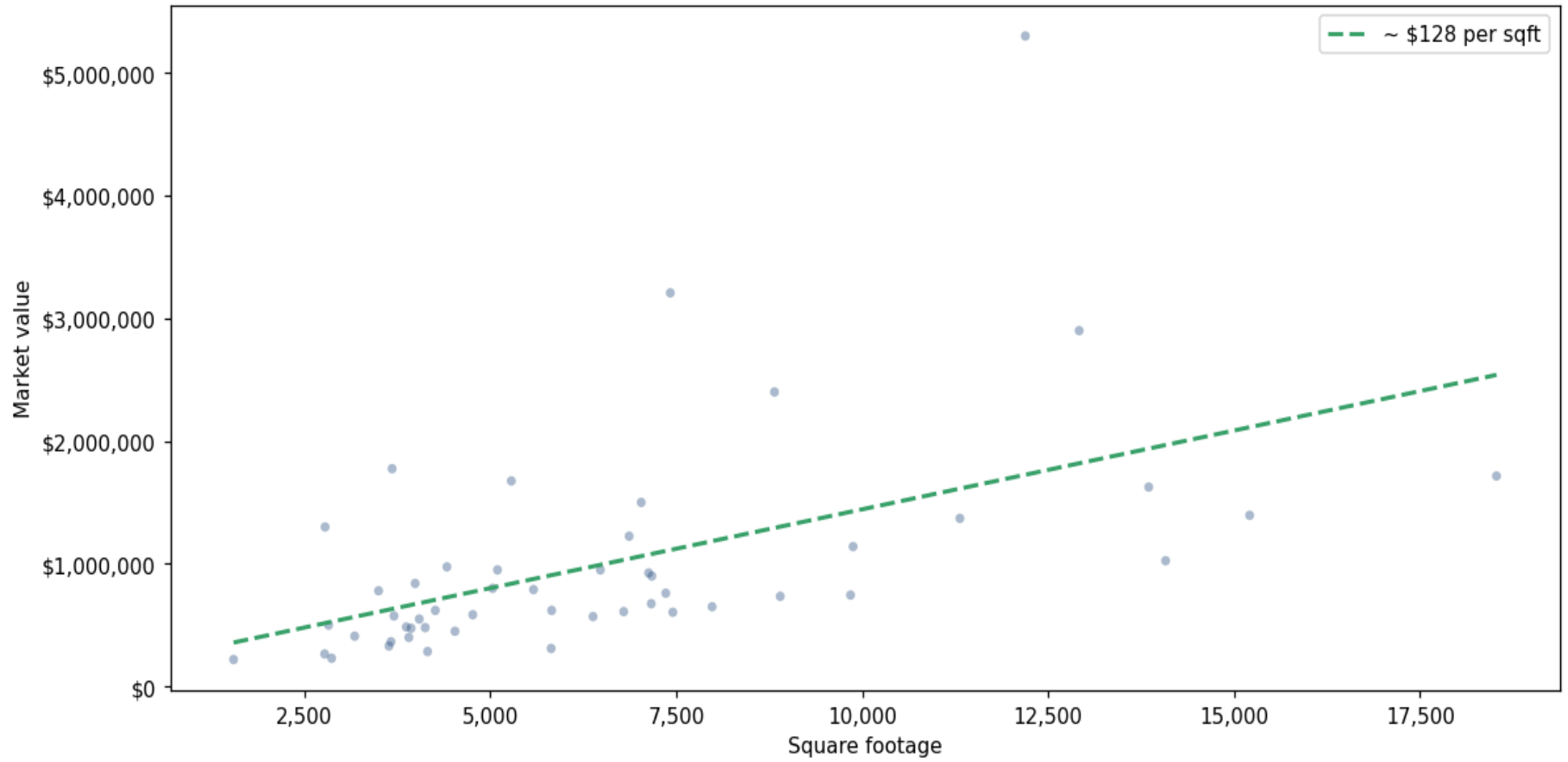
Address	City	Type	Market Value	Sq Ft	Year	Annual Tax
115 5TH AVE NE	St. Petersburg	Hotels and Motels (49 un	\$1,300,000	2,778	1918	\$26,692
342 3RD AVE N	St. Petersburg	Hotels and Motels (49 un	\$1,225,000	6,866	1937	\$25,597
1600 34TH ST N	St. Petersburg	Hotels and Motels (49 un	\$1,140,000	9,876	1956	\$20,019
275 34TH ST S	St. Petersburg	Hotels and Motels (49 un	\$1,025,000	14,078	1963	\$20,617
6733 4TH ST N	St. Petersburg	Hotels and Motels (49 un	\$975,000	4,416	1946	\$13,247
3250 34TH ST N	St. Petersburg	Hotels and Motels (49 un	\$950,000	6,479	1956	\$18,326
2301 4TH ST N	St. Petersburg	Hotels and Motels (49 un	\$950,000	5,096	1938	\$17,928
325 6TH AVE N	St. Petersburg	Hotels and Motels (49 un	\$925,000	7,128	1940	\$18,924
1930 4TH ST N	St. Petersburg	Hotels and Motels (49 un	\$900,000	7,171	1959	\$17,430
105 5TH AVE NE	St. Petersburg	Hotels and Motels (49 un	\$840,000	3,989	1920	\$17,131
700 1ST ST N	St. Petersburg	Hotels and Motels (49 un	\$800,000	5,031	1910	\$16,334
610 4TH ST N	St. Petersburg	Hotels and Motels (49 un	\$790,000	5,580	1958	\$16,235
2801 7TH AVE N	St. Petersburg	Hotels and Motels (49 un	\$780,000	3,497	1936	\$17,828
1001 34TH ST N	St. Petersburg	Hotels and Motels (49 un	\$760,000	7,358	1956	\$15,438
7555 46TH AVE N	St. Petersburg	Hotels and Motels (49 un	\$745,000	9,842	1940	\$15,158
3405 34TH ST N	St. Petersburg	Hotels and Motels (49 un	\$735,000	8,897	1957	\$9,462
701 34TH ST N	St. Petersburg	Hotels and Motels (49 un	\$675,000	7,163	1956	\$13,446
4990 34TH ST N	St. Petersburg	Hotels and Motels (49 un	\$650,000	7,981	1956	\$13,790
1590 34TH ST S	St. Petersburg	Hotels and Motels (49 un	\$620,000	5,824	1957	\$12,549
6730 4TH ST N	St. Petersburg	Hotels and Motels (49 un	\$620,000	4,260	1947	\$12,549
6825 CENTRAL AVE	St. Petersburg	Hotels and Motels (49 un	\$610,000	6,793	1956	\$12,251
4900 34TH ST N	St. Petersburg	Hotels and Motels (49 un	\$605,000	7,453	1955	\$14,316
3120 4TH ST N	St. Petersburg	Hotels and Motels (49 un	\$585,000	4,764	1949	\$11,354
537 5TH ST N	St. Petersburg	Hotels and Motels (49 un	\$575,000	3,704	1927	\$11,354
1600 34TH ST S	St. Petersburg	Hotels and Motels (49 un	\$570,000	6,380	1956	\$11,055

Address	City	Type	Market Value	Sq Ft	Year	Annual Tax
4246 4TH ST N	St. Petersburg	Hotels and Motels (49 un	\$550,000	4,044	1949	\$11,055
7330 4TH ST N	St. Petersburg	Hotels and Motels (49 un	\$500,000	2,825	1948	\$9,960
3427 33RD AVE N	St. Petersburg	Hotels and Motels (49 un	\$485,000	3,870	1956	\$9,960
418 NORTHMOOR AVE N	St. Petersburg	Hotels and Motels (49 un	\$480,000	4,124	1921	\$9,960
4505 5TH AVE N	St. Petersburg	Hotels and Motels (49 un	\$475,000	3,934	1929	\$9,860
3301 34TH ST N	St. Petersburg	Hotels and Motels (49 un	\$450,000	4,524	1956	\$8,565
5720 4TH ST N	St. Petersburg	Hotels and Motels (49 un	\$410,000	3,176	1948	\$8,067
624 22ND AVE S	St. Petersburg	Hotels and Motels (49 un	\$400,000	3,904	1952	\$8,267
2330 34TH ST S	St. Petersburg	Hotels and Motels (49 un	\$365,000	3,664	1960	\$7,271
8210 4TH ST N	St. Petersburg	Hotels and Motels (49 un	\$330,000	3,637	1950	\$6,574
10910 GANDY BLVD N	St. Petersburg	Hotels and Motels (49 un	\$310,000	5,817	1952	\$7,669
842 22ND AVE S	St. Petersburg	Hotels and Motels (49 un	\$285,000	4,156	1953	\$5,777
118 PINELLAS WAY N	St. Petersburg	Hotels and Motels (49 un	\$265,000	2,772	1957	\$5,378
10610 GANDY BLVD N	St. Petersburg	Hotels and Motels (49 un	\$230,000	2,866	1950	\$3,787
3310 34TH ST N	St. Petersburg	Hotels and Motels (49 un	\$220,000	1,548	1956	\$4,482

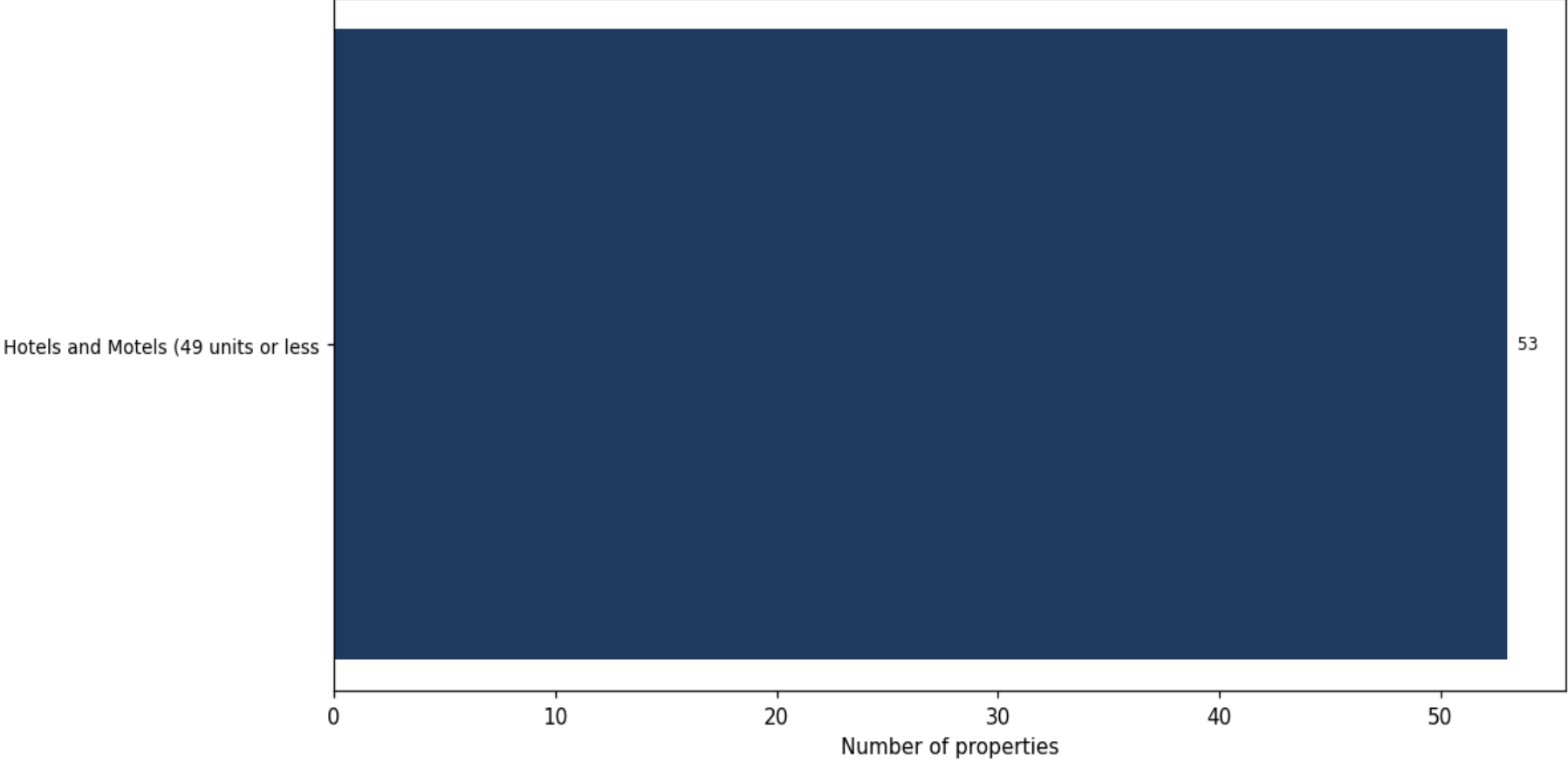
Market value distribution (n=53, top 1% trimmed for readability)



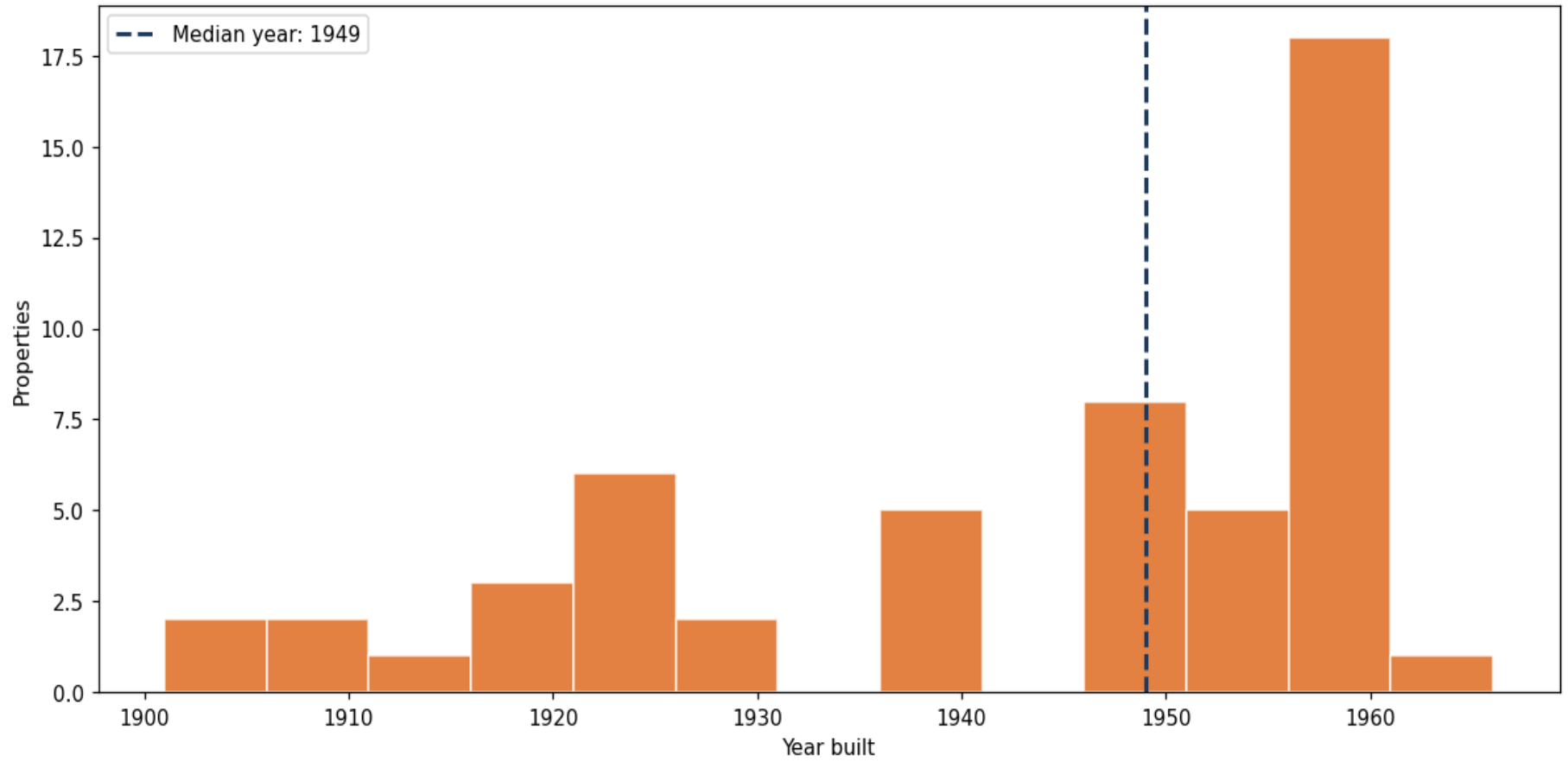
Building size vs. market value (n=51, outliers trimmed)



Top property types by count



Year built distribution (5-year buckets)



Market value vs. assessed value (gap = untaxed appreciation)

